



**Castilla-La Mancha**

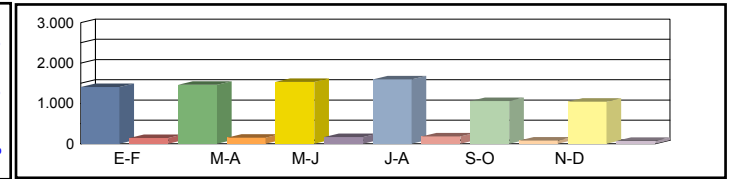
Consejería de Fomento

**Estación:** AB-100  
**Carretera:** CM-3114 p.k. 7,50 **Provincia:** ALBACETE  
**Ubicación:** La Roda - Villalgordo del Júcar  
**Año:** 2023  
**Tipo:** COBERTURA

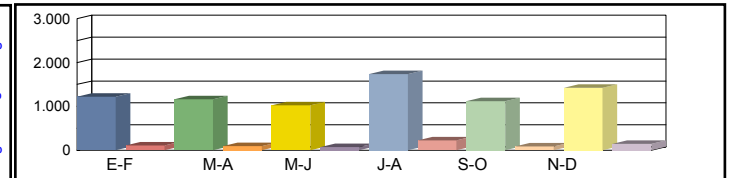
**Dirección General de Carreteras**

Ene-Feb	Mar-Abr	May-Jun	Jul-Ago	Sep-Oct	Nov-Dic	IMD
---------	---------	---------	---------	---------	---------	-----

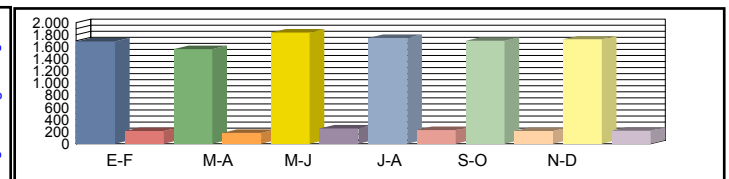
Media Domingos	00h-24h	1.406 <b>9,23%</b>	1.461 <b>9,58%</b>	1.536 <b>10,08%</b>	1.595 <b>10,46%</b>	1.059 <b>6,95%</b>	1.046 <b>6,86%</b>	1.350 <b>8,86%</b>
	06h-22h	1.248 <b>7,71%</b>	1.344 <b>8,31%</b>	1.442 <b>8,91%</b>	1.203 <b>7,43%</b>	1.008 <b>6,23%</b>	949 <b>5,87%</b>	1.199 <b>7,41%</b>
	08h-14h	404 <b>4,42%</b>	501 <b>5,47%</b>	611 <b>6,68%</b>	421 <b>4,60%</b>	282 <b>3,08%</b>	305 <b>3,33%</b>	421 <b>4,60%</b>



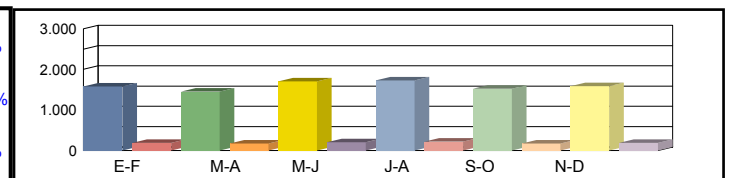
Media Sábados	00h-24h	1.220 <b>8,01%</b>	1.159 <b>7,60%</b>	1.022 <b>6,71%</b>	1.738 <b>11,40%</b>	1.119 <b>7,34%</b>	1.424 <b>9,34%</b>	1.280 <b>8,40%</b>
	06h-22h	1.099 <b>6,79%</b>	1.012 <b>6,25%</b>	928 <b>5,73%</b>	1.579 <b>9,75%</b>	1.044 <b>6,45%</b>	1.325 <b>8,19%</b>	1.164 <b>7,20%</b>
	08h-14h	504 <b>5,51%</b>	345 <b>3,77%</b>	320 <b>3,49%</b>	418 <b>4,57%</b>	397 <b>4,34%</b>	425 <b>4,65%</b>	402 <b>4,39%</b>



Media Laborales	00h-24h	1.692 <b>11,10%</b>	1.562 <b>10,25%</b>	1.839 <b>12,07%</b>	1.747 <b>11,46%</b>	1.702 <b>11,16%</b>	1.724 <b>11,31%</b>	1.711 <b>11,23%</b>
	06h-22h	1.596 <b>9,86%</b>	1.486 <b>9,18%</b>	1.790 <b>11,06%</b>	1.601 <b>9,90%</b>	1.636 <b>10,11%</b>	1.644 <b>10,16%</b>	1.626 <b>10,04%</b>
	08h-14h	587 <b>6,42%</b>	560 <b>6,12%</b>	695 <b>7,60%</b>	605 <b>6,62%</b>	631 <b>6,89%</b>	620 <b>6,77%</b>	616 <b>6,74%</b>



Media Diaria	00h-24h	1.577 <b>10,54%</b>	1.455 <b>10,53%</b>	1.703 <b>10,48%</b>	1.730 <b>11,20%</b>	1.523 <b>10,12%</b>	1.584 <b>10,39%</b>	<b>1.595</b> <b>10,55%</b>
	06h-22h	1.466 <b>9,33%</b>	1.366 <b>9,34%</b>	1.647 <b>9,35%</b>	1.530 <b>9,71%</b>	1.460 <b>9,07%</b>	1.499 <b>9,26%</b>	<b>1.495</b> <b>9,34%</b>
	08h-14h	542 <b>6,26%</b>	509 <b>6,16%</b>	645 <b>6,29%</b>	549 <b>6,15%</b>	549 <b>5,90%</b>	547 <b>5,98%</b>	<b>557</b> <b>6,12%</b>



Coeficientes	N							
	L							
Coeficiente	S							

Los datos en color negro corresponden al total de vehículos y los datos en color azul corresponden a vehículos pesados (en %)



Castilla-La Mancha

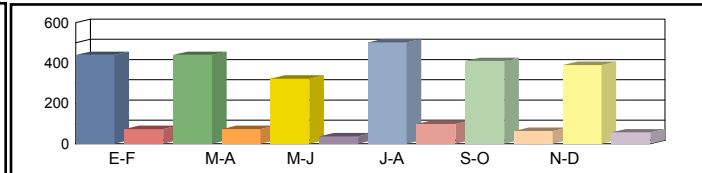
Consejería de Fomento

**Estación:** AB-104a  
**Carretera:** CM-313 p.k. 57,50 **Provincia:** ALBACETE  
**Ubicación:** Int. N-430 ( Munera ) - Lezuza  
**Año:** 2023  
**Tipo:** COBERTURA

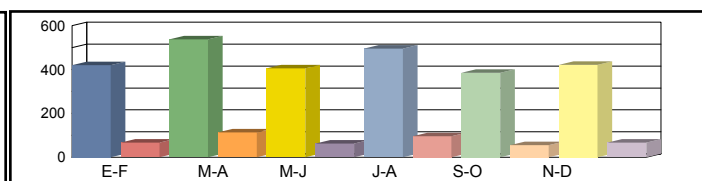
Dirección General de Carreteras

	Ene-Feb	Mar-Abr	May-Jun	Jul-Ago	Sep-Oct	Nov-Dic	IMD
--	---------	---------	---------	---------	---------	---------	-----

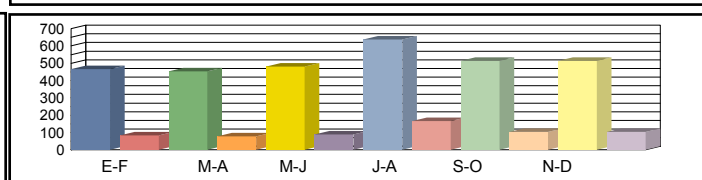
Media Domingos	00h-24h	440 14,33%	440 14,32%	322 10,47%	503 16,37%	410 13,36%	390 12,69%	418 13,59%
	06h-22h	356 9,74%	356 9,74%	255 6,96%	408 11,16%	320 8,74%	301 8,22%	333 9,09%
	08h-14h	96 8,73%	118 10,65%	66 5,97%	141 12,73%	96 8,69%	91 8,22%	101 9,16%



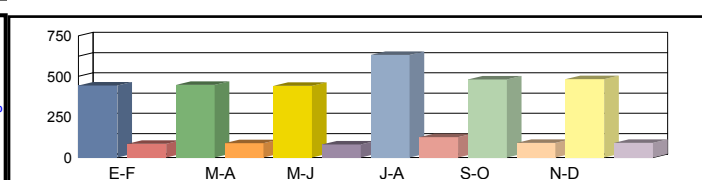
Media Sábados	00h-24h	420 13,67%	537 17,48%	406 13,23%	496 16,16%	385 12,54%	422 13,75%	444 14,47%
	06h-22h	338 9,24%	418 11,42%	320 8,74%	377 10,31%	312 8,54%	344 9,40%	352 9,61%
	08h-14h	123 11,13%	168 15,17%	108 9,80%	136 12,33%	126 11,43%	138 12,48%	133 12,06%



Media Laborales	00h-24h	466 15,17%	454 14,78%	481 15,67%	637 20,75%	514 16,73%	514 16,73%	511 16,64%
	06h-22h	374 10,23%	363 9,93%	397 10,87%	506 13,83%	437 11,95%	419 11,46%	416 11,38%
	08h-14h	131 11,90%	124 11,22%	140 12,69%	162 14,71%	153 13,81%	141 12,77%	142 12,85%



Media Diaria	00h-24h	444 15,95%	448 16,49%	441 15,34%	632 16,60%	481 15,65%	483 15,73%	<b>488 15,96%</b>
	06h-22h	356 10,89%	355 11,21%	361 10,43%	497 11,25%	406 10,65%	391 10,70%	<b>394 10,85%</b>
	08h-14h	123 11,96%	124 12,81%	125 11,37%	161 12,70%	144 11,99%	133 12,08%	<b>135 12,15%</b>



Coeficientes	N							
	L							
Coeficiente	S							

Los datos en color negro corresponden al total de vehículos y los datos en color azul corresponden a vehículos pesados (en %)



Castilla-La Mancha

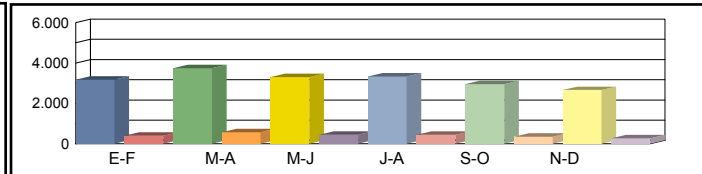
Consejería de Fomento

**Estación:** AB-105  
**Carretera:** CM-3203 p.k. 11,50 **Provincia:** ALBACETE  
**Ubicación:** Urbanización Aguasol - El Salobral  
**Año:** 2023  
**Tipo:** COBERTURA

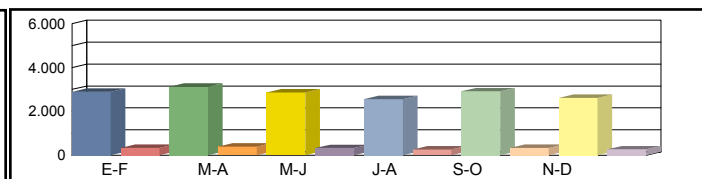
Dirección General de Carreteras

	Ene-Feb	Mar-Abr	May-Jun	Jul-Ago	Sep-Oct	Nov-Dic	IMD
--	---------	---------	---------	---------	---------	---------	-----

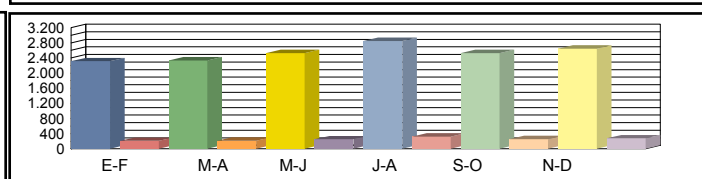
Media Domingos	00h-24h	3.175 11,39%	3.748 13,44%	3.310 11,87%	3.329 11,94%	2.960 10,62%	2.665 9,56%	3.198 11,47%
	06h-22h	2.980 8,89%	3.643 10,87%	3.186 9,51%	2.927 8,73%	2.798 8,35%	2.527 7,54%	3.010 8,98%
	08h-14h	1.416 9,78%	1.035 7,15%	1.392 9,61%	1.118 7,72%	1.146 7,92%	1.204 8,32%	1.218 8,42%



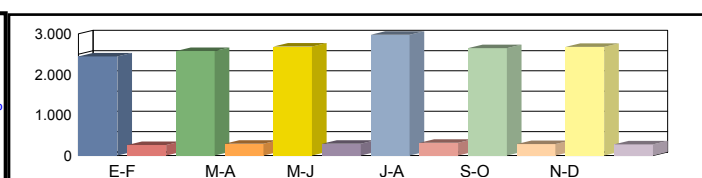
Media Sábados	00h-24h	2.885 10,35%	3.122 11,20%	2.861 10,26%	2.559 9,18%	2.913 10,45%	2.609 9,35%	2.825 10,13%
	06h-22h	2.709 8,08%	2.963 8,84%	2.696 8,04%	2.462 7,35%	2.758 8,23%	2.509 7,48%	2.683 8,00%
	08h-14h	1.473 10,17%	1.605 11,09%	1.457 10,06%	1.356 9,36%	1.264 8,73%	1.244 8,59%	1.400 9,67%



Media Laborales	00h-24h	2.313 8,29%	2.335 8,37%	2.524 9,05%	2.845 10,20%	2.527 9,06%	2.642 9,47%	2.531 9,08%
	06h-22h	2.205 6,58%	2.208 6,59%	2.398 7,15%	2.621 7,82%	2.401 7,16%	2.574 7,68%	2.401 7,16%
	08h-14h	1.008 6,96%	1.057 7,30%	1.105 7,63%	1.107 7,64%	1.083 7,48%	1.073 7,41%	1.072 7,40%



Media Diaria	00h-24h	2.445 9,58%	2.575 9,99%	2.683 9,63%	2.979 9,49%	2.644 9,48%	2.675 9,17%	<b>2.667</b> 9,56%
	06h-22h	2.321 7,54%	2.445 7,93%	2.552 7,62%	2.713 7,41%	2.509 7,49%	2.610 7,26%	<b>2.525</b> 7,54%
	08h-14h	1.104 8,19%	1.123 7,95%	1.205 8,15%	1.152 7,78%	1.118 7,72%	1.113 7,76%	<b>1.136</b> 7,93%



Coeficientes	N							
	L							
Coeficiente	S							

Los datos en color negro corresponden al total de vehículos y los datos en color azul corresponden a vehículos pesados (en %)



Castilla-La Mancha

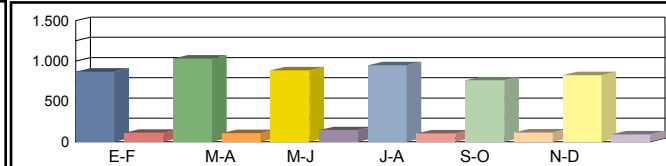
Consejería de Fomento

**Estación:** AB-112  
**Carretera:** CM-313 p.k. 107,44 **Provincia:** ALBACETE  
**Ubicación:** Pozuelo - Peñas de San Pedro  
**Año:** 2023  
**Tipo:** PRIMARIA

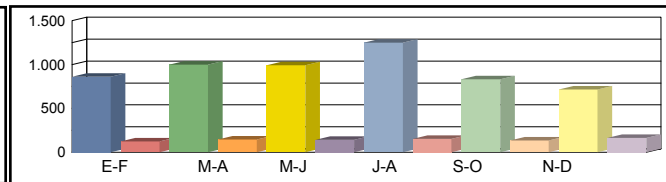
Dirección General de Carreteras

	Ene-Feb	Mar-Abr	May-Jun	Jul-Ago	Sep-Oct	Nov-Dic	IMD
--	---------	---------	---------	---------	---------	---------	-----

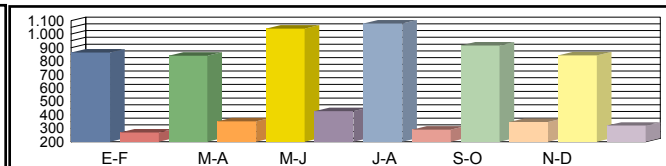
Media Domingos	00h-24h	871 11,48%	1.032 9,40%	884 14,14%	947 9,93%	761 13,27%	827 9,92%	887 11,36%
	06h-22h	766 7,31%	932 6,97%	808 12,00%	845 9,59%	703 11,81%	762 9,19%	803 9,48%
	08h-14h	237 4,64%	385 8,31%	307 7,49%	295 8,81%	258 18,22%	320 6,25%	300 8,95%



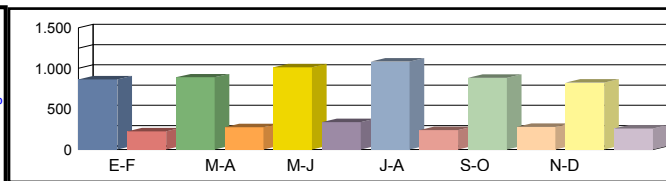
Media Sábados	00h-24h	860 12,67%	999 12,61%	990 12,63%	1.251 10,79%	833 13,93%	717 18,69%	942 13,55%
	06h-22h	760 10,66%	893 11,65%	916 11,57%	1.162 10,76%	800 13,13%	648 18,06%	863 12,64%
	08h-14h	328 10,67%	353 16,71%	496 17,34%	423 13,48%	375 9,60%	244 24,59%	370 15,40%



Media Laborales	00h-24h	864 23,73%	839 29,56%	1.041 29,11%	1.078 21,24%	915 27,54%	842 27,55%	930 26,45%
	06h-22h	773 22,38%	769 28,48%	983 28,79%	960 22,08%	862 27,15%	753 26,69%	850 25,93%
	08h-14h	327 22,32%	306 23,20%	389 29,56%	385 24,68%	355 29,86%	339 30,09%	350 26,62%



Media Diaria	00h-24h	864 20,37%	889 23,51%	1.011 24,93%	1.084 18,08%	882 23,92%	823 23,94%	926 22,46%
	06h-22h	770 18,57%	810 22,22%	949 24,34%	973 18,60%	830 23,37%	739 23,00%	845 21,69%
	08h-14h	314 18,79%	324 19,75%	393 24,94%	377 20,95%	344 25,58%	322 26,09%	346 22,68%



Coeficientes	N	1,11772	1,09103	1,05900	1,12292	1,06148	1,11819	
	L	1,07639	1,10846	0,89337	0,86271	1,01639	1,10451	
Coeficiente	S							0,99524

Los datos en color negro corresponden al total de vehículos y los datos en color azul corresponden a vehículos pesados (en %)



Castilla-La Mancha

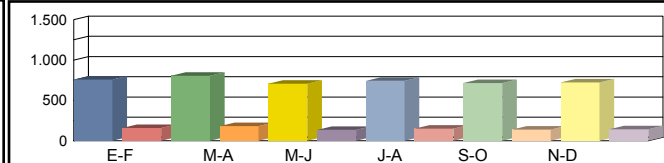
Consejería de Fomento

**Estación:** AB-112a  
**Carretera:** CM-313 p.k. 92,00 **Provincia:** ALBACETE  
**Ubicación:** San Pedro - Pozuelo  
**Año:** 2023  
**Tipo:** COBERTURA

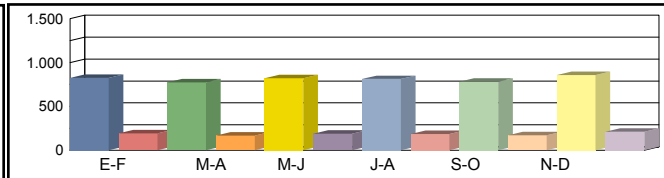
Dirección General de Carreteras

Ene-Feb	Mar-Abr	May-Jun	Jul-Ago	Sep-Oct	Nov-Dic	IMD
---------	---------	---------	---------	---------	---------	-----

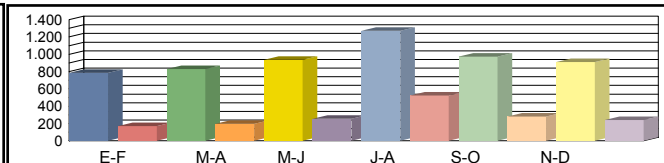
Media Domingos	00h-24h	758 17,42%	808 18,57%	708 16,26%	744 17,09%	714 16,41%	722 16,59%	742 17,06%
	06h-22h	663 15,72%	726 17,21%	654 15,49%	662 15,69%	615 14,57%	626 14,83%	658 15,58%
	08h-14h	183 20,25%	198 21,93%	176 19,40%	187 20,70%	171 18,84%	169 18,68%	181 19,97%



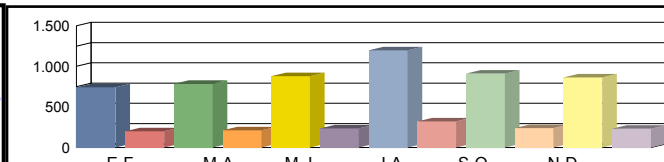
Media Sábados	00h-24h	826 18,97%	773 17,75%	820 18,83%	812 18,67%	781 17,94%	857 19,70%	812 18,64%
	06h-22h	706 16,74%	668 15,83%	695 16,47%	702 16,63%	669 15,84%	737 17,47%	696 16,50%
	08h-14h	251 27,73%	252 27,81%	255 28,12%	252 27,83%	232 25,58%	254 28,11%	249 27,53%



Media Laborales	00h-24h	784 18,01%	829 19,06%	936 21,51%	1.271 29,20%	974 22,38%	911 20,93%	951 21,85%
	06h-22h	712 16,86%	726 17,21%	774 18,34%	1.071 25,38%	852 20,19%	825 19,56%	827 19,59%
	08h-14h	224 24,73%	224 24,73%	248 27,44%	332 36,69%	264 29,17%	262 28,95%	259 28,62%



Media Diaria	00h-24h	742 21,19%	784 21,18%	878 21,00%	1.198 21,10%	909 20,89%	862 21,17%	<b>896 21,09%</b>
	06h-22h	672 19,06%	688 19,14%	728 18,99%	1.010 19,04%	792 18,76%	778 19,03%	<b>778 19,00%</b>
	08h-14h	213 27,69%	215 27,94%	235 27,62%	316 27,77%	246 27,18%	247 27,52%	<b>245 27,62%</b>



Coeficientes	N							
	L							
Coeficiente	S							

Los datos en color negro corresponden al total de vehículos y los datos en color azul corresponden a vehículos pesados (en %)



Castilla-La Mancha

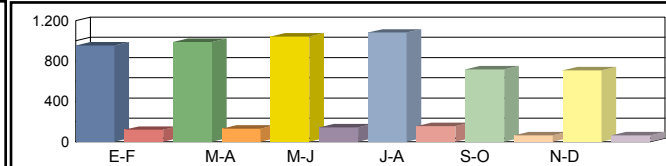
Consejería de Fomento

**Estación:** AB-114  
**Carretera:** CM-3116 p.k. 1,50 **Provincia:** ALBACETE  
**Ubicación:** Tarazona de la Mancha - Límite Provincia con Cuenca - Villagarcía del Llano  
**Año:** 2023  
**Tipo:** COBERTURA

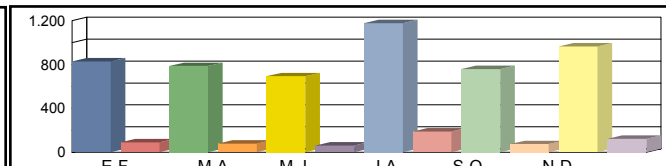
Dirección General de Carreteras

	Ene-Feb	Mar-Abr	May-Jun	Jul-Ago	Sep-Oct	Nov-Dic	IMD
--	---------	---------	---------	---------	---------	---------	-----

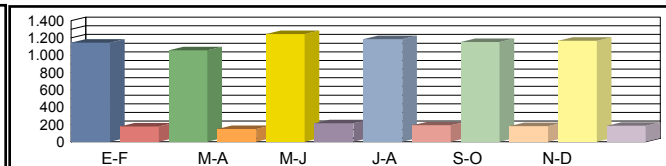
Media Domingos	00h-24h	953 11,16%	990 11,60%	1.042 12,20%	1.082 12,66%	718 8,41%	709 8,30%	916 10,72%
	06h-22h	820 9,07%	883 9,77%	948 10,48%	790 8,74%	662 7,32%	624 6,90%	788 8,71%
	08h-14h	301 10,33%	372 12,79%	454 15,61%	313 10,76%	210 7,20%	227 7,79%	313 10,75%



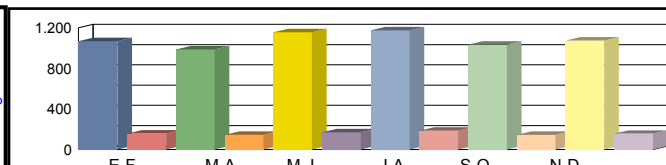
Media Sábados	00h-24h	828 9,69%	786 9,20%	693 8,11%	1.178 13,80%	759 8,88%	966 11,31%	868 10,16%
	06h-22h	722 7,99%	665 7,35%	610 6,74%	1.037 11,47%	686 7,59%	870 9,63%	765 8,46%
	08h-14h	375 12,88%	257 8,82%	238 8,17%	311 10,68%	295 10,14%	316 10,86%	299 10,26%



Media Laborales	00h-24h	1.147 13,43%	1.059 12,40%	1.247 14,60%	1.185 13,87%	1.154 13,51%	1.169 13,69%	1.160 13,58%
	06h-22h	1.048 11,60%	976 10,80%	1.176 13,01%	1.052 11,64%	1.075 11,89%	1.080 11,94%	1.068 11,81%
	08h-14h	437 15,00%	416 14,30%	517 17,76%	450 15,46%	469 16,11%	461 15,84%	458 15,75%



Media Diaria	00h-24h	1.069 12,76%	986 12,75%	1.155 12,68%	1.174 13,56%	1.033 12,25%	1.074 12,58%	1.082 12,76%
	06h-22h	962 10,97%	897 10,98%	1.082 10,99%	1.006 11,42%	960 10,66%	985 10,89%	982 10,99%
	08h-14h	404 14,63%	378 14,40%	480 14,71%	408 14,37%	408 13,79%	407 13,97%	414 14,31%



Coeficientes	N						
	L						
Coeficiente	S						

Los datos en color negro corresponden al total de vehículos y los datos en color azul corresponden a vehículos pesados (en %)



**Castilla-La Mancha**

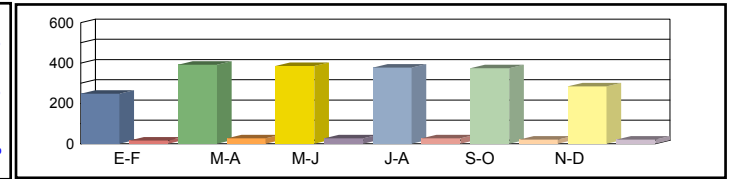
Consejería de Fomento

**Estación:** AB-115  
**Carretera:** CM-3121 p.k. 31,79 **Provincia:** ALBACETE  
**Ubicación:** Santa Marta - Barrax  
**Año:** 2023  
**Tipo:** PERMANENTE

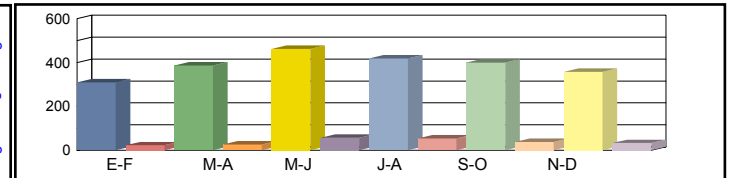
**Dirección General de Carreteras**

Ene-Feb	Mar-Abr	May-Jun	Jul-Ago	Sep-Oct	Nov-Dic	IMD
---------	---------	---------	---------	---------	---------	-----

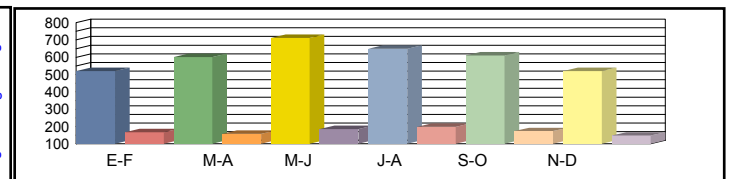
Media Domingos	00h-24h	248 <b>6,05%</b>	392 <b>6,63%</b>	385 <b>6,75%</b>	377 <b>6,90%</b>	374 <b>5,35%</b>	285 <b>7,02%</b>	344 <b>6,45%</b>
	06h-22h	232 <b>6,47%</b>	374 <b>6,68%</b>	344 <b>6,98%</b>	335 <b>6,87%</b>	331 <b>5,74%</b>	268 <b>7,09%</b>	314 <b>6,64%</b>
	08h-14h	82 <b>6,10%</b>	96 <b>6,25%</b>	117 <b>7,69%</b>	134 <b>8,21%</b>	105 <b>6,67%</b>	98 <b>8,16%</b>	105 <b>7,18%</b>



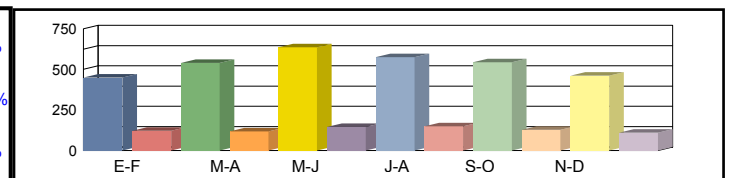
Media Sábados	00h-24h	309 <b>6,80%</b>	386 <b>6,48%</b>	462 <b>10,82%</b>	418 <b>11,48%</b>	399 <b>8,77%</b>	358 <b>8,38%</b>	389 <b>8,79%</b>
	06h-22h	289 <b>6,92%</b>	360 <b>6,39%</b>	412 <b>11,17%</b>	367 <b>11,99%</b>	362 <b>9,12%</b>	334 <b>8,68%</b>	354 <b>9,04%</b>
	08h-14h	128 <b>7,81%</b>	159 <b>6,92%</b>	167 <b>13,17%</b>	167 <b>13,17%</b>	153 <b>11,11%</b>	142 <b>12,68%</b>	153 <b>10,81%</b>



Media Laborales	00h-24h	520 <b>24,23%</b>	602 <b>20,76%</b>	712 <b>20,65%</b>	649 <b>23,42%</b>	610 <b>22,13%</b>	520 <b>22,12%</b>	602 <b>22,22%</b>
	06h-22h	504 <b>24,21%</b>	578 <b>20,24%</b>	657 <b>20,55%</b>	595 <b>23,87%</b>	585 <b>22,39%</b>	501 <b>22,55%</b>	570 <b>22,30%</b>
	08h-14h	223 <b>27,80%</b>	227 <b>25,55%</b>	259 <b>24,71%</b>	249 <b>28,11%</b>	246 <b>26,02%</b>	219 <b>26,03%</b>	237 <b>26,37%</b>



Media Diaria	00h-24h	450 <b>21,11%</b>	539 <b>17,81%</b>	636 <b>18,55%</b>	576 <b>20,49%</b>	544 <b>18,93%</b>	461 <b>19,09%</b>	<b>534</b> <b>19,33%</b>
	06h-22h	433 <b>21,25%</b>	516 <b>17,44%</b>	584 <b>18,66%</b>	525 <b>21,14%</b>	515 <b>19,42%</b>	442 <b>19,68%</b>	<b>502</b> <b>19,60%</b>
	08h-14h	188 <b>24,47%</b>	197 <b>21,83%</b>	228 <b>22,37%</b>	220 <b>24,55%</b>	212 <b>23,11%</b>	190 <b>23,16%</b>	<b>206</b> <b>23,25%</b>



Coeficientes	N	1,03175	1,04152	1,08371	1,09076	1,04274	1,03792	
	L	1,15769	1,00000	0,84551	0,92758	0,98689	1,15769	
Coeficiente	S							0,88823

Los datos en color negro corresponden al total de vehículos y los datos en color azul corresponden a vehículos pesados (en %)



Castilla-La Mancha

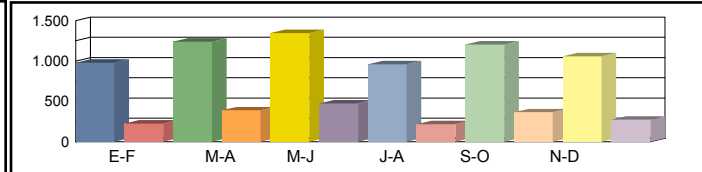
Consejería de Fomento

**Estación:** AB-117  
**Carretera:** CM-316 p.k. 22,00 **Provincia:** ALBACETE  
**Ubicación:** Santa Marta - La Roda  
**Año:** 2023  
**Tipo:** COBERTURA

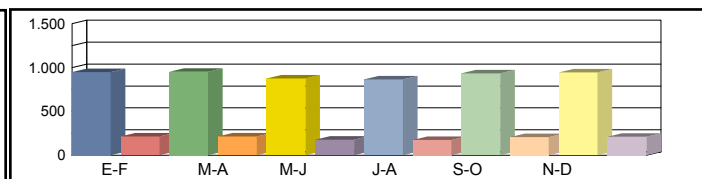
Dirección General de Carreteras

	Ene-Feb	Mar-Abr	May-Jun	Jul-Ago	Sep-Oct	Nov-Dic	IMD
--	---------	---------	---------	---------	---------	---------	-----

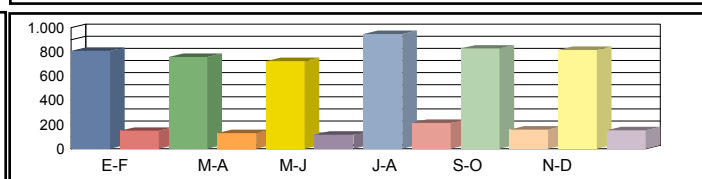
Media Domingos	00h-24h	978 18,90%	1.239 23,95%	1.348 26,05%	961 18,57%	1.206 23,30%	1.060 20,49%	1.132 21,88%
	06h-22h	913 17,04%	1.167 21,78%	1.258 23,49%	835 15,60%	1.129 21,08%	989 18,47%	1.048 19,57%
	08h-14h	445 8,36%	404 7,60%	467 8,79%	452 8,50%	483 9,07%	520 9,78%	462 8,68%



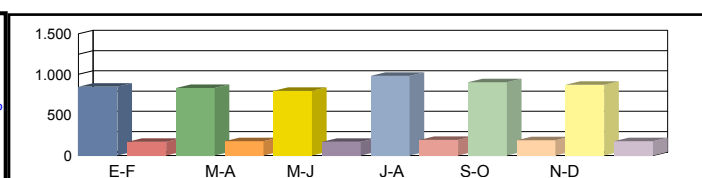
Media Sábados	00h-24h	948 18,33%	953 18,41%	875 16,92%	864 16,69%	935 18,07%	943 18,23%	920 17,77%
	06h-22h	868 16,21%	883 16,48%	803 14,98%	801 14,94%	878 16,38%	881 16,44%	852 15,91%
	08h-14h	619 11,65%	553 10,39%	555 10,44%	521 9,80%	377 7,10%	432 8,13%	510 9,58%



Media Laborales	00h-24h	808 15,61%	758 14,66%	723 13,98%	948 18,33%	828 16,00%	817 15,79%	814 15,73%
	06h-22h	731 13,64%	698 13,02%	665 12,42%	880 16,42%	761 14,20%	750 14,00%	748 13,95%
	08h-14h	361 6,78%	402 7,56%	365 6,86%	438 8,23%	410 7,72%	406 7,64%	397 7,46%



Media Diaria	00h-24h	849 16,60%	832 17,33%	797 17,42%	980 16,32%	901 17,19%	870 16,81%	<b>872 16,94%</b>
	06h-22h	770 14,75%	771 15,46%	736 15,50%	903 14,36%	834 15,35%	803 14,99%	<b>803 15,07%</b>
	08h-14h	393 8,31%	422 8,02%	392 8,20%	463 8,07%	417 7,76%	426 8,01%	<b>419 8,06%</b>



Coeficientes	N							
	L							
Coeficiente	S							

Los datos en color negro corresponden al total de vehículos y los datos en color azul corresponden a vehículos pesados (en %)





Castilla-La Mancha

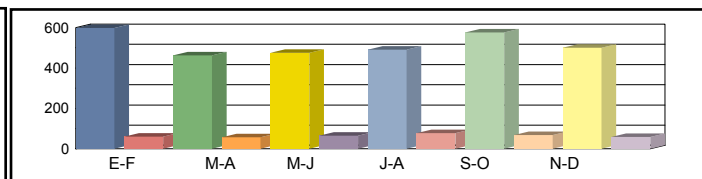
Consejería de Fomento

**Estación:** AB-118  
**Carretera:** CM-3121 p.k. 9,22 **Provincia:** ALBACETE  
**Ubicación:** Villarrobledo - Santa Marta  
**Año:** 2023  
**Tipo:** PRIMARIA

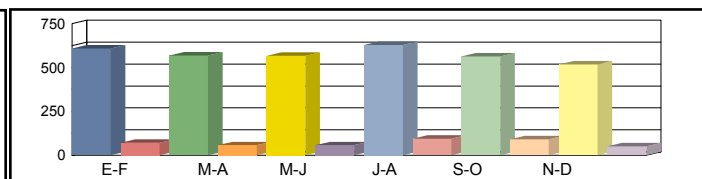
Dirección General de Carreteras

Ene-Feb	Mar-Abr	May-Jun	Jul-Ago	Sep-Oct	Nov-Dic	IMD
---------	---------	---------	---------	---------	---------	-----

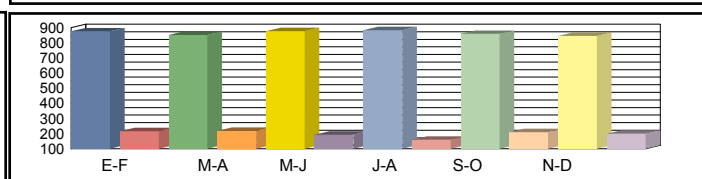
Media Domingos	00h-24h	598 <b>9,20%</b>	463 <b>11,02%</b>	475 <b>12,00%</b>	491 <b>13,65%</b>	577 <b>10,57%</b>	501 <b>10,58%</b>	518 <b>11,17%</b>
	06h-22h	521 <b>8,06%</b>	417 <b>10,55%</b>	432 <b>12,27%</b>	447 <b>11,63%</b>	494 <b>9,72%</b>	455 <b>9,89%</b>	461 <b>10,35%</b>
	08h-14h	163 <b>9,20%</b>	121 <b>12,40%</b>	136 <b>13,24%</b>	168 <b>12,50%</b>	135 <b>6,67%</b>	185 <b>7,03%</b>	151 <b>10,17%</b>



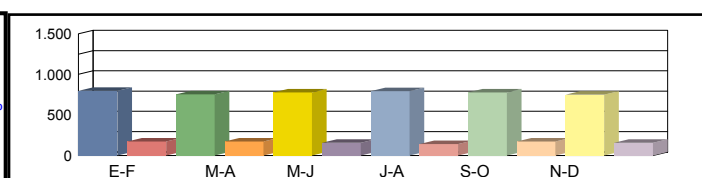
Media Sábados	00h-24h	609 <b>10,51%</b>	568 <b>9,15%</b>	566 <b>9,19%</b>	628 <b>13,06%</b>	563 <b>13,85%</b>	518 <b>8,88%</b>	575 <b>10,77%</b>
	06h-22h	549 <b>8,20%</b>	495 <b>8,48%</b>	501 <b>8,78%</b>	559 <b>10,91%</b>	491 <b>11,81%</b>	465 <b>7,31%</b>	510 <b>9,25%</b>
	08h-14h	222 <b>8,11%</b>	186 <b>9,68%</b>	197 <b>9,14%</b>	189 <b>13,76%</b>	211 <b>13,74%</b>	189 <b>8,99%</b>	199 <b>10,57%</b>



Media Laborales	00h-24h	876 <b>19,86%</b>	851 <b>20,45%</b>	877 <b>18,02%</b>	883 <b>15,29%</b>	859 <b>19,67%</b>	845 <b>19,17%</b>	865 <b>18,74%</b>
	06h-22h	825 <b>19,03%</b>	807 <b>19,58%</b>	830 <b>17,23%</b>	829 <b>14,48%</b>	792 <b>18,81%</b>	788 <b>18,27%</b>	812 <b>17,90%</b>
	08h-14h	314 <b>22,93%</b>	310 <b>23,23%</b>	327 <b>20,18%</b>	324 <b>15,43%</b>	304 <b>20,39%</b>	308 <b>20,45%</b>	314 <b>20,44%</b>



Media Diaria	00h-24h	798 <b>17,67%</b>	755 <b>18,41%</b>	776 <b>16,62%</b>	791 <b>14,92%</b>	777 <b>18,15%</b>	749 <b>17,36%</b>	<b>774</b> <b>17,19%</b>
	06h-22h	742 <b>16,85%</b>	706 <b>17,71%</b>	726 <b>15,98%</b>	736 <b>13,86%</b>	706 <b>17,14%</b>	694 <b>16,43%</b>	<b>718</b> <b>16,33%</b>
	08h-14h	279 <b>20,07%</b>	265 <b>21,13%</b>	281 <b>18,51%</b>	282 <b>14,89%</b>	267 <b>18,73%</b>	273 <b>17,95%</b>	<b>274</b> <b>18,55%</b>



Coeficientes	N	1,06182	1,05452	1,05663	1,06514	1,08460	1,07234	
	L	0,98744	1,01645	0,98632	0,97961	1,00698	1,02367	
Coeficiente	S							0,89480

Los datos en color negro corresponden al total de vehículos y los datos en color azul corresponden a vehículos pesados (en %)



Castilla-La Mancha

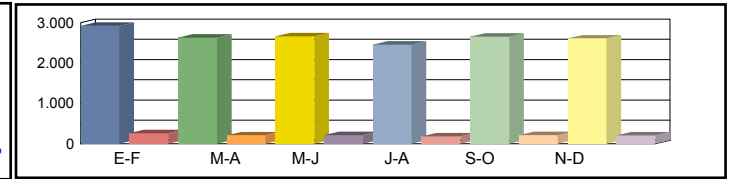
Consejería de Fomento

**Estación:** AB-121  
**Carretera:** CM-332 p.k. 7,00 **Provincia:** ALBACETE  
**Ubicación:** Circuito Velocidad - La Felipa  
**Año:** 2023  
**Tipo:** COBERTURA

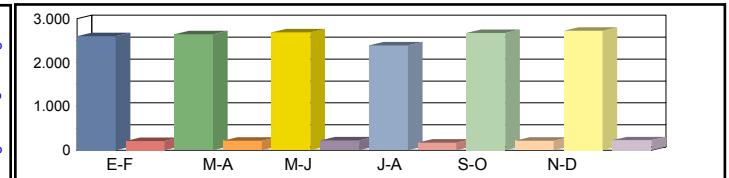
Dirección General de Carreteras

Ene-Feb	Mar-Abr	May-Jun	Jul-Ago	Sep-Oct	Nov-Dic	IMD
---------	---------	---------	---------	---------	---------	-----

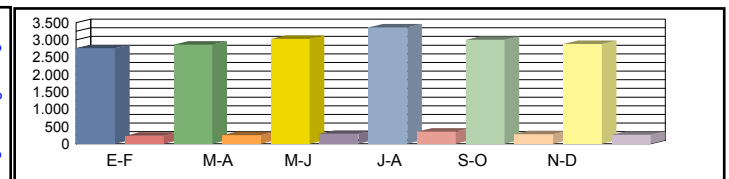
Media	00h-24h	2.924 8,32%	2.629 7,48%	2.662 7,57%	2.459 6,99%	2.652 7,54%	2.610 7,42%	2.656 7,55%
Domingos	06h-22h	2.753 6,11%	2.443 5,42%	2.422 5,38%	2.207 4,90%	2.419 5,37%	2.435 5,40%	2.446 5,43%
	08h-14h	1.535 6,73%	1.268 5,56%	1.276 5,60%	1.158 5,08%	1.240 5,44%	1.259 5,52%	1.289 5,66%



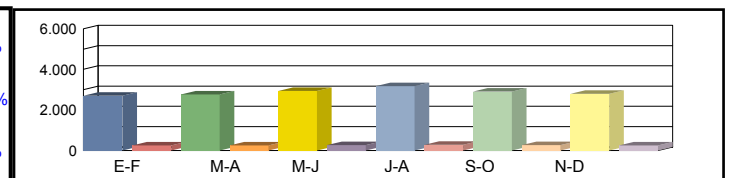
Media	00h-24h	2.599 7,39%	2.642 7,51%	2.691 7,65%	2.391 6,80%	2.675 7,61%	2.725 7,75%	2.620 7,45%
Sábados	06h-22h	2.398 5,32%	2.450 5,44%	2.476 5,50%	2.220 4,93%	2.442 5,42%	2.532 5,62%	2.420 5,37%
	08h-14h	1.528 6,70%	1.610 7,06%	1.650 7,24%	1.424 6,25%	1.567 6,88%	1.507 6,61%	1.548 6,79%



Media	00h-24h	2.760 7,85%	2.865 8,15%	3.027 8,61%	3.361 9,56%	3.006 8,55%	2.888 8,21%	2.984 8,49%
Laborales	06h-22h	2.640 5,86%	2.730 6,06%	2.834 6,29%	3.102 6,88%	2.832 6,29%	2.726 6,05%	2.811 6,24%
	08h-14h	1.480 6,49%	1.521 6,67%	1.552 6,81%	1.761 7,73%	1.605 7,04%	1.605 7,04%	1.587 6,96%



Media	00h-24h	2.696 8,35%	2.764 8,25%	2.932 8,28%	3.175 8,08%	2.908 8,27%	2.795 8,27%	<b>2.878 8,25%</b>
Diaria	06h-22h	2.572 6,12%	2.624 6,04%	2.725 6,04%	2.908 5,89%	2.717 6,03%	2.630 6,06%	<b>2.696 6,03%</b>
	08h-14h	1.461 6,95%	1.476 6,83%	1.513 6,86%	1.663 6,65%	1.547 6,79%	1.542 6,76%	<b>1.534 6,81%</b>



Coeficientes	N							
	L							
Coeficiente	S							

Los datos en color negro corresponden al total de vehículos y los datos en color azul corresponden a vehículos pesados (en %)



Castilla-La Mancha

Consejería de Fomento

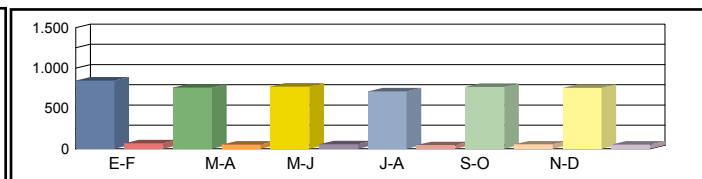
**Estación:** AB-122  
**Carretera:** CM-332 p.k. 53,00 **Provincia:** ALBACETE  
**Ubicación:** Alatoz - Límite Provincia con Valencia  
**Año:** 2023  
**Tipo:** COBERTURA

Dirección General de Carreteras

	Ene-Feb	Mar-Abr	May-Jun	Jul-Ago	Sep-Oct	Nov-Dic	IMD
--	---------	---------	---------	---------	---------	---------	-----

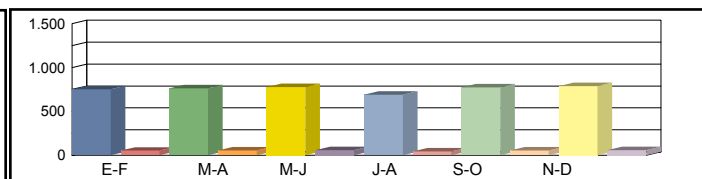
Media 00h-24h  
 Domingos 06h-22h  
 08h-14h

845	7,39%	760	6,64%	770	6,73%	711	6,21%	767	6,70%	754	6,59%	768	6,71%
800	5,91%	710	5,24%	704	5,20%	641	4,73%	703	5,19%	708	5,22%	711	5,25%
343	5,86%	284	4,84%	285	4,87%	259	4,42%	277	4,73%	282	4,81%	288	4,92%



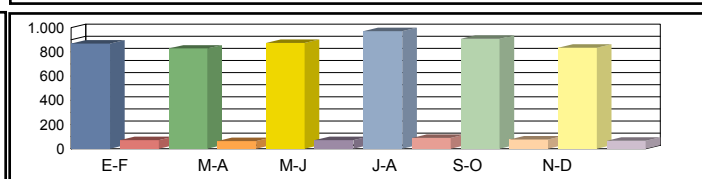
Media 00h-24h  
 Sábados 06h-22h  
 08h-14h

751	6,57%	764	6,68%	778	6,80%	691	6,04%	773	6,76%	788	6,88%	758	6,62%
697	5,14%	712	5,26%	720	5,31%	645	4,76%	710	5,24%	736	5,43%	703	5,19%
342	5,83%	360	6,15%	369	6,30%	319	5,44%	351	5,98%	337	5,75%	346	5,91%



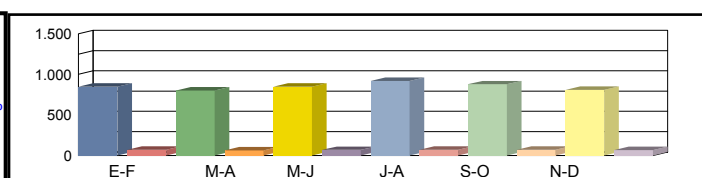
Media 00h-24h  
 Laborales 06h-22h  
 08h-14h

869	7,59%	828	7,24%	875	7,65%	971	8,49%	907	7,92%	835	7,30%	881	7,70%
823	6,08%	793	5,86%	823	6,08%	901	6,65%	860	6,35%	792	5,85%	832	6,14%
359	6,13%	340	5,81%	347	5,93%	394	6,72%	382	6,52%	359	6,13%	364	6,21%



Media 00h-24h  
 Diaria 06h-22h  
 08h-14h

849	7,42%	799	7,33%	848	7,36%	917	7,18%	877	7,35%	808	7,35%	<b>850</b>	7,33%
802	5,92%	762	5,84%	791	5,84%	845	5,70%	825	5,83%	764	5,86%	<b>798</b>	5,83%
354	6,05%	330	5,95%	338	5,97%	372	5,79%	368	5,91%	345	5,89%	<b>351</b>	5,92%



Coeficientes N  
 L  
 Coeficiente S


Los datos en color negro corresponden al total de vehículos y los datos en color azul corresponden a vehículos pesados (en %)



Castilla-La Mancha

Consejería de Fomento

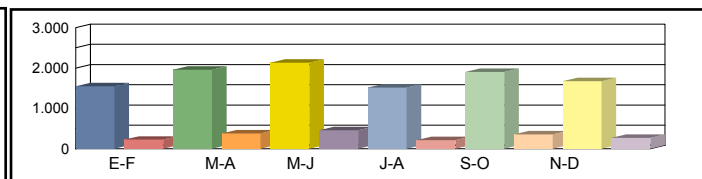
**Estación:** AB-124  
**Carretera:** CM-3201 p.k. 97,00 **Provincia:** ALBACETE  
**Ubicación:** Alpera - Int. A-31  
**Año:** 2023  
**Tipo:** COBERTURA

Dirección General de Carreteras

	Ene-Feb	Mar-Abr	May-Jun	Jul-Ago	Sep-Oct	Nov-Dic	IMD
--	---------	---------	---------	---------	---------	---------	-----

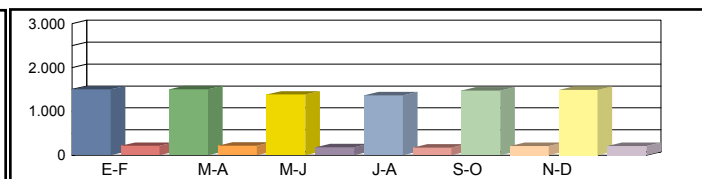
Media 00h-24h  
 Domingos 06h-22h  
 08h-14h

1.547	12,88%	1.960	16,32%	2.132	17,75%	1.519	12,65%	1.907	15,88%	1.677	13,96%	1.790	14,91%
1.465	8,99%	1.873	11,50%	2.020	12,40%	1.341	8,23%	1.813	11,13%	1.588	9,75%	1.683	10,34%
488	9,08%	444	8,26%	513	9,55%	497	9,24%	530	9,86%	571	10,62%	507	9,43%



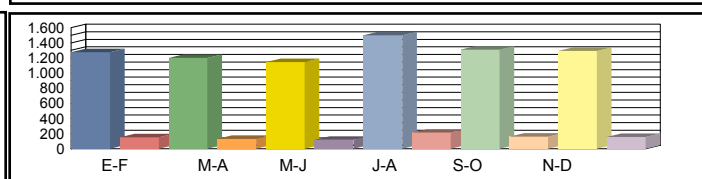
Media 00h-24h  
 Sábados 06h-22h  
 08h-14h

1.500	12,49%	1.506	12,54%	1.384	11,53%	1.366	11,37%	1.478	12,31%	1.492	12,42%	1.454	12,11%
1.394	8,56%	1.417	8,70%	1.289	7,91%	1.285	7,89%	1.409	8,65%	1.414	8,68%	1.368	8,40%
680	12,66%	607	11,29%	610	11,34%	572	10,64%	415	7,71%	475	8,83%	560	10,41%



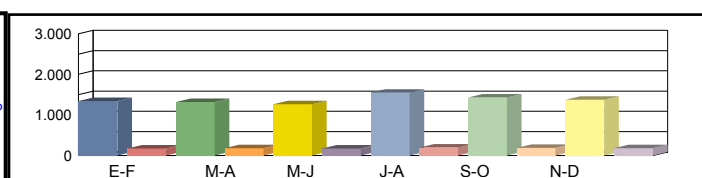
Media 00h-24h  
 Laborales 06h-22h  
 08h-14h

1.277	10,64%	1.199	9,99%	1.144	9,52%	1.500	12,49%	1.309	10,90%	1.292	10,76%	1.287	10,72%
1.173	7,20%	1.120	6,88%	1.068	6,56%	1.412	8,67%	1.221	7,50%	1.204	7,39%	1.200	7,37%
396	7,37%	441	8,21%	401	7,45%	481	8,94%	451	8,38%	446	8,30%	436	8,11%



Media 00h-24h  
 Diaria 06h-22h  
 08h-14h

1.342	11,31%	1.316	11,81%	1.262	11,87%	1.550	11,12%	1.425	11,71%	1.376	11,45%	<b>1.378</b>	<b>11,54%</b>
1.236	7,79%	1.237	8,17%	1.182	8,18%	1.449	7,58%	1.339	8,11%	1.289	7,91%	<b>1.289</b>	<b>7,96%</b>
431	9,03%	463	8,72%	431	8,91%	508	8,77%	459	8,44%	468	8,70%	<b>460</b>	<b>8,76%</b>



Coeficientes N  
 L  
 Coeficiente S


Los datos en color negro corresponden al total de vehículos y los datos en color azul corresponden a vehículos pesados (en %)



Castilla-La Mancha

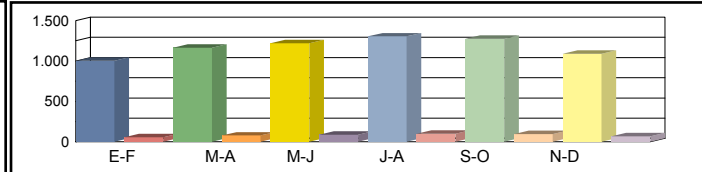
Consejería de Fomento

**Estación:** AB-125  
**Carretera:** CM-3215 p.k. 21,00 **Provincia:** ALBACETE  
**Ubicación:** Ontur - Límite Provincia con Murcia  
**Año:** 2023  
**Tipo:** COBERTURA

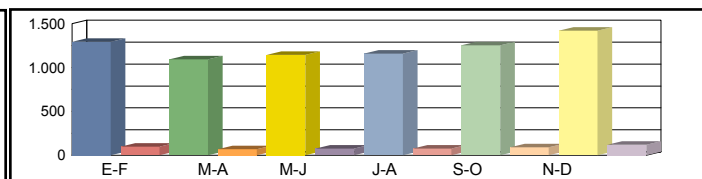
Dirección General de Carreteras

	Ene-Feb	Mar-Abr	May-Jun	Jul-Ago	Sep-Oct	Nov-Dic	IMD
--	---------	---------	---------	---------	---------	---------	-----

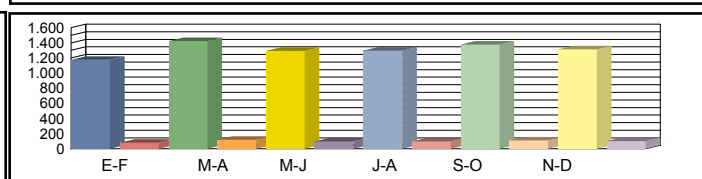
Media Domingos	00h-24h	1.002 <b>5,45%</b>	1.164 <b>6,33%</b>	1.222 <b>6,64%</b>	1.305 <b>7,09%</b>	1.276 <b>6,94%</b>	1.090 <b>5,93%</b>	1.176 <b>6,40%</b>
	06h-22h	935 <b>4,34%</b>	1.056 <b>4,91%</b>	1.128 <b>5,24%</b>	1.155 <b>5,36%</b>	1.198 <b>5,56%</b>	1.012 <b>4,70%</b>	1.081 <b>5,02%</b>
	08h-14h	322 <b>2,74%</b>	372 <b>3,16%</b>	445 <b>3,78%</b>	643 <b>5,47%</b>	489 <b>4,16%</b>	256 <b>2,18%</b>	421 <b>3,58%</b>



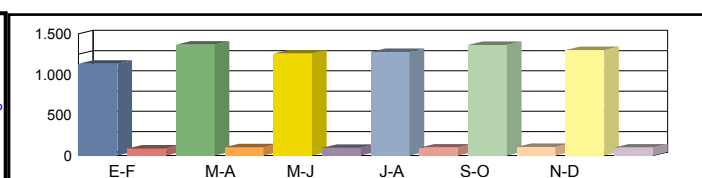
Media Sábados	00h-24h	1.294 <b>7,04%</b>	1.095 <b>5,95%</b>	1.143 <b>6,21%</b>	1.158 <b>6,29%</b>	1.253 <b>6,81%</b>	1.420 <b>7,72%</b>	1.227 <b>6,67%</b>
	06h-22h	1.190 <b>5,53%</b>	1.034 <b>4,80%</b>	1.074 <b>4,99%</b>	1.077 <b>5,00%</b>	1.191 <b>5,53%</b>	1.344 <b>6,24%</b>	1.152 <b>5,35%</b>
	08h-14h	557 <b>4,74%</b>	557 <b>4,73%</b>	558 <b>4,74%</b>	630 <b>5,35%</b>	717 <b>6,09%</b>	710 <b>6,04%</b>	622 <b>5,28%</b>



Media Laborales	00h-24h	1.174 <b>6,38%</b>	1.422 <b>7,73%</b>	1.294 <b>7,04%</b>	1.299 <b>7,06%</b>	1.379 <b>7,49%</b>	1.315 <b>7,15%</b>	1.314 <b>7,14%</b>
	06h-22h	1.118 <b>5,19%</b>	1.360 <b>6,32%</b>	1.206 <b>5,60%</b>	1.220 <b>5,67%</b>	1.302 <b>6,05%</b>	1.245 <b>5,78%</b>	1.242 <b>5,77%</b>
	08h-14h	543 <b>4,61%</b>	665 <b>5,65%</b>	566 <b>4,81%</b>	569 <b>4,83%</b>	635 <b>5,40%</b>	604 <b>5,13%</b>	597 <b>5,07%</b>



Media Diaria	00h-24h	1.131 <b>6,89%</b>	1.365 <b>6,86%</b>	1.257 <b>6,94%</b>	1.275 <b>7,02%</b>	1.364 <b>7,07%</b>	1.298 <b>7,06%</b>	<b>1.282</b> <b>6,97%</b>
	06h-22h	1.071 <b>5,54%</b>	1.298 <b>5,52%</b>	1.166 <b>5,59%</b>	1.184 <b>5,61%</b>	1.287 <b>5,72%</b>	1.226 <b>5,69%</b>	<b>1.205</b> <b>5,61%</b>
	08h-14h	501 <b>4,73%</b>	621 <b>4,79%</b>	539 <b>4,88%</b>	578 <b>5,21%</b>	635 <b>5,13%</b>	570 <b>4,84%</b>	<b>574</b> <b>4,93%</b>



Coeficientes	N							
	L							
Coeficiente	S							

Los datos en color negro corresponden al total de vehículos y los datos en color azul corresponden a vehículos pesados (en %)



Castilla-La Mancha

Consejería de Fomento

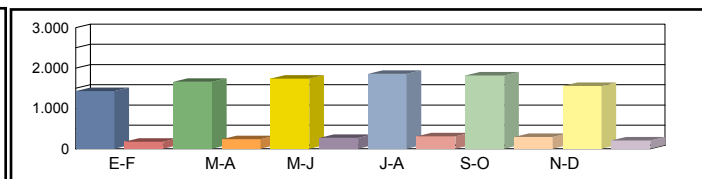
**Estación:** AB-126  
**Carretera:** CM-412 p.k. 294,00 **Provincia:** ALBACETE  
**Ubicación:** Albatana - Ontur  
**Año:** 2023  
**Tipo:** COBERTURA

Dirección General de Carreteras

	Ene-Feb	Mar-Abr	May-Jun	Jul-Ago	Sep-Oct	Nov-Dic	IMD
--	---------	---------	---------	---------	---------	---------	-----

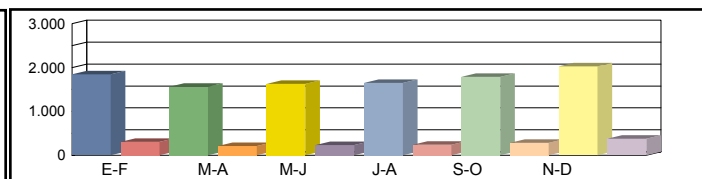
Media 00h-24h  
 Domingos 06h-22h  
 08h-14h

1.428	11,02%	1.659	12,80%	1.741	13,43%	1.859	14,35%	1.819	14,04%	1.554	11,99%	1.677	12,94%
1.349	10,41%	1.524	11,76%	1.627	12,56%	1.666	12,86%	1.728	13,34%	1.461	11,27%	1.559	12,03%
492	7,29%	568	8,42%	680	10,08%	982	14,56%	747	11,07%	391	5,80%	643	9,53%



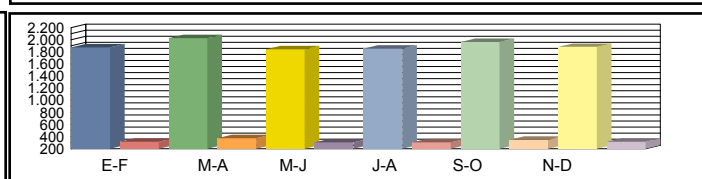
Media 00h-24h  
 Sábados 06h-22h  
 08h-14h

1.844	14,23%	1.561	12,04%	1.629	12,57%	1.650	12,73%	1.786	13,78%	2.024	15,62%	1.749	13,50%
1.717	13,26%	1.492	11,52%	1.549	11,96%	1.554	12,00%	1.718	13,26%	1.939	14,97%	1.662	12,82%
851	12,61%	850	12,60%	852	12,62%	962	14,25%	1.095	16,22%	1.084	16,07%	949	14,07%



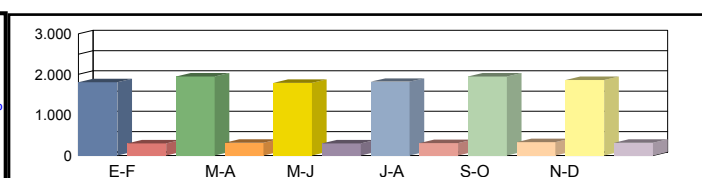
Media 00h-24h  
 Laborales 06h-22h  
 08h-14h

1.874	14,46%	2.027	15,64%	1.844	14,23%	1.851	14,28%	1.965	15,16%	1.882	14,52%	1.907	14,72%
1.796	13,86%	1.962	15,15%	1.739	13,43%	1.760	13,58%	1.879	14,50%	1.821	14,06%	1.826	14,10%
922	13,67%	1.015	15,05%	864	12,81%	868	12,87%	969	14,37%	990	14,68%	938	13,91%



Media 00h-24h  
 Diaria 06h-22h  
 08h-14h

1.806	13,94%	1.945	13,88%	1.791	14,04%	1.817	14,20%	1.944	14,30%	1.858	14,27%	<b>1.860</b>	14,11%
1.721	13,28%	1.872	13,23%	1.681	13,41%	1.708	13,45%	1.857	13,70%	1.793	13,65%	<b>1.772</b>	13,45%
850	12,60%	948	12,76%	822	13,00%	881	13,88%	969	13,66%	933	12,89%	<b>900</b>	13,13%



Coeficientes N  
 L  
 Coeficiente S


Los datos en color negro corresponden al total de vehículos y los datos en color azul corresponden a vehículos pesados (en %)



Castilla-La Mancha

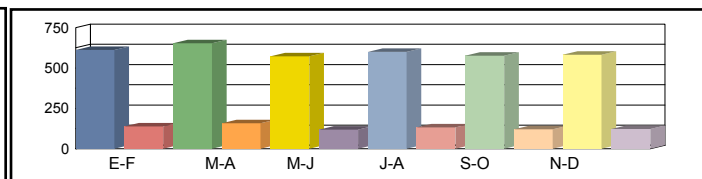
Consejería de Fomento

**Estación:** AB-129  
**Carretera:** CM-313 p.k. 114,00 **Provincia:** ALBACETE  
**Ubicación:** Peñas de San Pedro - Pozohondo  
**Año:** 2023  
**Tipo:** COBERTURA

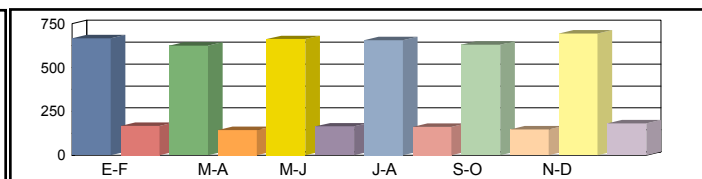
Dirección General de Carreteras

	Ene-Feb	Mar-Abr	May-Jun	Jul-Ago	Sep-Oct	Nov-Dic	IMD
--	---------	---------	---------	---------	---------	---------	-----

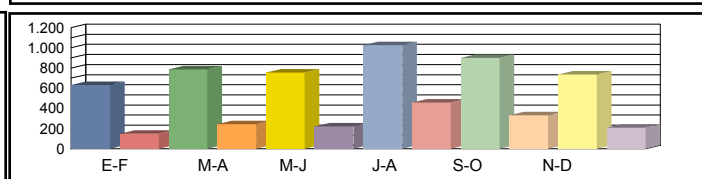
Media Domingos	00h-24h	613 18,40%	653 19,61%	572 17,17%	601 18,05%	577 17,32%	583 17,52%	600 18,01%
	06h-22h	568 18,69%	621 20,46%	559 18,42%	567 18,66%	526 17,33%	536 17,64%	563 18,53%
	08h-14h	221 14,58%	240 15,79%	212 13,97%	226 14,91%	206 13,57%	204 13,45%	218 14,38%



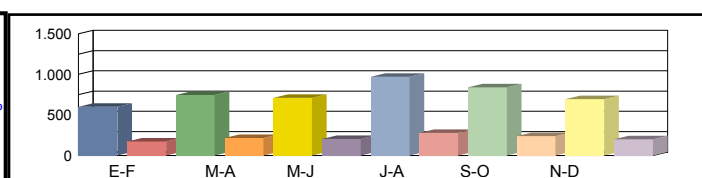
Media Sábados	00h-24h	667 20,03%	624 18,75%	662 19,89%	656 19,71%	631 18,95%	693 20,80%	656 19,69%
	06h-22h	604 19,90%	572 18,82%	595 19,59%	601 19,78%	572 18,84%	631 20,77%	596 19,62%
	08h-14h	303 19,97%	304 20,03%	308 20,25%	304 20,04%	280 18,42%	307 20,24%	301 19,82%



Media Laborales	00h-24h	633 19,02%	787 23,63%	756 22,71%	1.027 30,84%	899 27,01%	736 22,10%	806 24,22%
	06h-22h	609 20,05%	729 24,01%	662 21,81%	917 30,18%	858 28,26%	706 23,25%	747 24,59%
	08h-14h	270 17,81%	319 21,00%	300 19,76%	401 26,42%	356 23,42%	317 20,85%	327 21,54%



Media Diaria	00h-24h	599 22,37%	745 22,36%	709 22,18%	968 22,28%	839 22,06%	696 22,36%	759 22,27%
	06h-22h	575 22,66%	691 22,76%	623 22,58%	865 22,64%	798 22,31%	666 22,63%	703 22,60%
	08h-14h	256 19,94%	306 20,12%	284 19,89%	382 20,00%	332 19,57%	299 19,82%	310 19,89%



Coeficientes	N							
	L							
Coeficiente	S							

Los datos en color negro corresponden al total de vehículos y los datos en color azul corresponden a vehículos pesados (en %)



Castilla-La Mancha

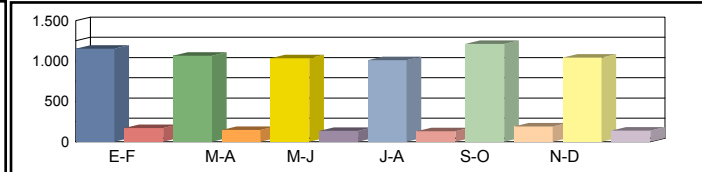
Consejería de Fomento

**Estación:** AB-130  
**Carretera:** CM-3204 p.k. 16,00 **Provincia:** ALBACETE  
**Ubicación:** Int. CM-3205 - Límite Provincia con Jaén  
**Año:** 2023  
**Tipo:** COBERTURA

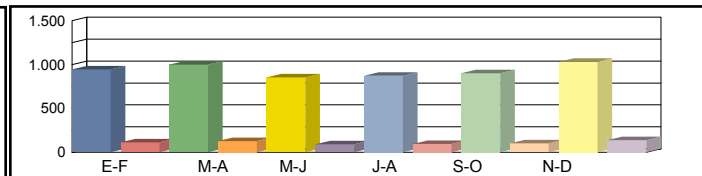
Dirección General de Carreteras

	Ene-Feb	Mar-Abr	May-Jun	Jul-Ago	Sep-Oct	Nov-Dic	IMD
--	---------	---------	---------	---------	---------	---------	-----

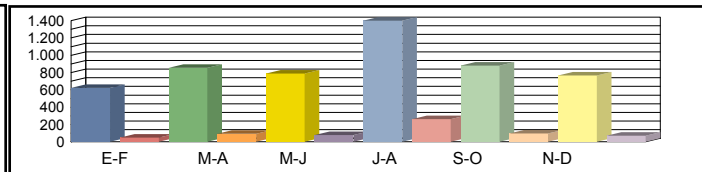
Media Domingos	00h-24h	1.153 <b>13,05%</b>	1.068 <b>12,08%</b>	1.034 <b>11,69%</b>	1.011 <b>11,44%</b>	1.211 <b>13,70%</b>	1.043 <b>11,80%</b>	1.087 <b>12,29%</b>
	06h-22h	1.060 <b>11,21%</b>	977 <b>10,33%</b>	974 <b>10,30%</b>	909 <b>9,61%</b>	1.054 <b>11,15%</b>	945 <b>9,99%</b>	986 <b>10,43%</b>
	08h-14h	499 <b>10,48%</b>	475 <b>9,98%</b>	498 <b>10,48%</b>	459 <b>9,65%</b>	480 <b>10,09%</b>	438 <b>9,21%</b>	475 <b>9,98%</b>



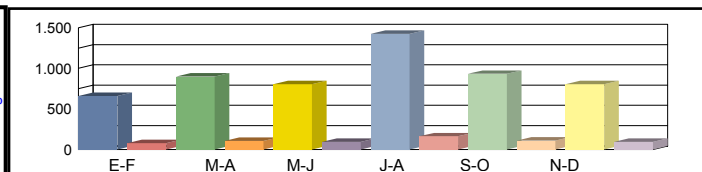
Media Sábados	00h-24h	944 <b>10,68%</b>	999 <b>11,30%</b>	855 <b>9,67%</b>	873 <b>9,88%</b>	900 <b>10,18%</b>	1.032 <b>11,68%</b>	934 <b>10,56%</b>
	06h-22h	867 <b>9,17%</b>	896 <b>9,48%</b>	790 <b>8,35%</b>	784 <b>8,29%</b>	811 <b>8,58%</b>	934 <b>9,87%</b>	847 <b>8,96%</b>
	08h-14h	493 <b>10,37%</b>	494 <b>10,39%</b>	437 <b>9,18%</b>	420 <b>8,82%</b>	482 <b>10,13%</b>	527 <b>11,09%</b>	476 <b>10,00%</b>



Media Laborales	00h-24h	625 <b>7,07%</b>	856 <b>9,68%</b>	790 <b>8,93%</b>	1.400 <b>15,83%</b>	882 <b>9,98%</b>	767 <b>8,68%</b>	887 <b>10,03%</b>
	06h-22h	563 <b>5,96%</b>	782 <b>8,27%</b>	691 <b>7,31%</b>	1.258 <b>13,30%</b>	796 <b>8,42%</b>	702 <b>7,42%</b>	799 <b>8,45%</b>
	08h-14h	275 <b>5,79%</b>	400 <b>8,41%</b>	349 <b>7,33%</b>	672 <b>14,14%</b>	408 <b>8,58%</b>	358 <b>7,54%</b>	410 <b>8,63%</b>



Media Diaria	00h-24h	659 <b>10,52%</b>	898 <b>10,47%</b>	806 <b>10,18%</b>	1.427 <b>10,17%</b>	932 <b>10,54%</b>	806 <b>10,48%</b>	<b>921</b> <b>10,39%</b>
	06h-22h	597 <b>8,92%</b>	821 <b>8,84%</b>	712 <b>8,68%</b>	1.281 <b>8,57%</b>	835 <b>8,83%</b>	738 <b>8,85%</b>	<b>831</b> <b>8,78%</b>
	08h-14h	292 <b>9,11%</b>	421 <b>9,04%</b>	364 <b>8,94%</b>	687 <b>8,77%</b>	429 <b>9,02%</b>	377 <b>9,03%</b>	<b>428</b> <b>8,98%</b>



Coeficientes	N							
	L							
Coeficiente	S							

Los datos en color negro corresponden al total de vehículos y los datos en color azul corresponden a vehículos pesados (en %)





Castilla-La Mancha

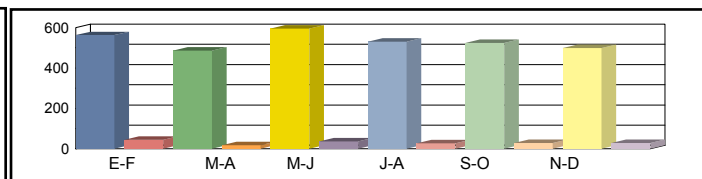
Consejería de Fomento

**Estación:** AB-137  
**Carretera:** CM-3135 p.k. 31,50 **Provincia:** ALBACETE  
**Ubicación:** Int. AB-601 - Balazote  
**Año:** 2023  
**Tipo:** PRIMARIA

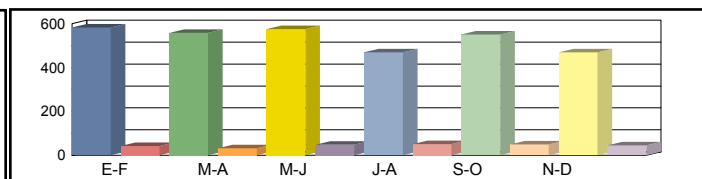
Dirección General de Carreteras

	Ene-Feb	Mar-Abr	May-Jun	Jul-Ago	Sep-Oct	Nov-Dic	IMD
--	---------	---------	---------	---------	---------	---------	-----

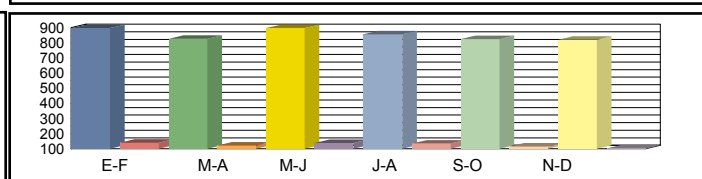
Media Domingos	00h-24h	563 <b>7,28%</b>	486 <b>3,50%</b>	595 <b>5,88%</b>	530 <b>4,91%</b>	525 <b>5,33%</b>	499 <b>5,41%</b>	533 <b>5,39%</b>
	06h-22h	512 <b>7,23%</b>	440 <b>2,95%</b>	517 <b>3,87%</b>	481 <b>3,33%</b>	465 <b>4,09%</b>	463 <b>4,54%</b>	480 <b>4,33%</b>
	08h-14h	217 <b>5,53%</b>	172 <b>4,65%</b>	208 <b>3,85%</b>	189 <b>2,12%</b>	200 <b>3,50%</b>	171 <b>4,68%</b>	193 <b>4,05%</b>



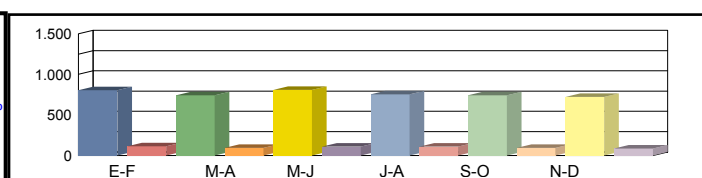
Media Sábados	00h-24h	583 <b>6,69%</b>	558 <b>5,38%</b>	576 <b>7,64%</b>	469 <b>9,81%</b>	551 <b>8,17%</b>	469 <b>8,74%</b>	534 <b>7,74%</b>
	06h-22h	529 <b>4,91%</b>	510 <b>4,71%</b>	526 <b>6,46%</b>	422 <b>7,82%</b>	507 <b>6,51%</b>	419 <b>5,97%</b>	486 <b>6,06%</b>
	08h-14h	283 <b>4,95%</b>	292 <b>6,16%</b>	307 <b>4,89%</b>	194 <b>8,76%</b>	272 <b>7,35%</b>	199 <b>8,04%</b>	258 <b>6,69%</b>



Media Laborales	00h-24h	897 <b>13,60%</b>	826 <b>12,83%</b>	897 <b>13,38%</b>	856 <b>13,67%</b>	825 <b>12,24%</b>	820 <b>11,22%</b>	854 <b>12,82%</b>
	06h-22h	830 <b>11,69%</b>	770 <b>11,17%</b>	820 <b>11,46%</b>	794 <b>11,71%</b>	795 <b>11,82%</b>	791 <b>10,37%</b>	800 <b>11,37%</b>
	08h-14h	359 <b>13,65%</b>	329 <b>13,98%</b>	333 <b>14,11%</b>	341 <b>12,61%</b>	340 <b>13,82%</b>	347 <b>12,97%</b>	342 <b>13,52%</b>



Media Diaria	00h-24h	804 <b>12,19%</b>	740 <b>11,22%</b>	808 <b>12,00%</b>	754 <b>12,47%</b>	743 <b>11,04%</b>	723 <b>10,37%</b>	<b>766</b> <b>11,61%</b>
	06h-22h	741 <b>10,53%</b>	686 <b>9,77%</b>	735 <b>10,20%</b>	696 <b>10,49%</b>	707 <b>10,61%</b>	691 <b>9,41%</b>	<b>709</b> <b>10,17%</b>
	08h-14h	328 <b>11,89%</b>	301 <b>12,29%</b>	312 <b>11,86%</b>	299 <b>11,37%</b>	311 <b>12,22%</b>	301 <b>11,96%</b>	<b>309</b> <b>11,93%</b>



Coeficientes	N	1,08072	1,07273	1,09390	1,07809	1,03774	1,03666	
	L	0,95206	1,03390	0,95206	0,99766	1,03515	1,04146	
Coeficiente	S							0,90555

Los datos en color negro corresponden al total de vehículos y los datos en color azul corresponden a vehículos pesados (en %)



Castilla-La Mancha

Consejería de Fomento

**Estación:** AB-141  
**Carretera:** CM-3123 p.k. 19,00 **Provincia:** ALBACETE  
**Ubicación:** Int. CM-3126 - Int. CM-313  
**Año:** 2023  
**Tipo:** COBERTURA

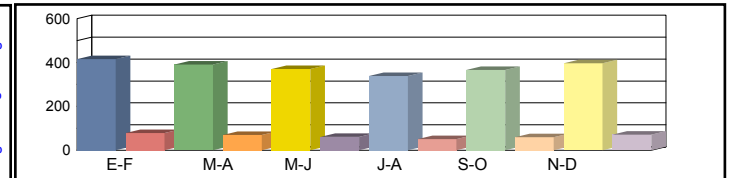
Dirección General de Carreteras

	Ene-Feb	Mar-Abr	May-Jun	Jul-Ago	Sep-Oct	Nov-Dic	IMD
--	---------	---------	---------	---------	---------	---------	-----

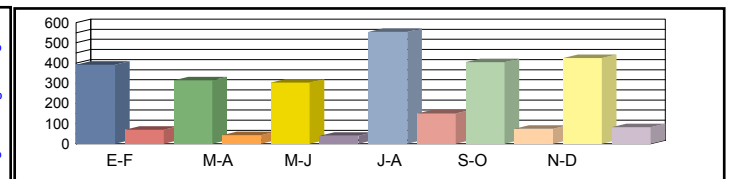
Media Domingos	00h-24h	344 13,20%	440 16,89%	475 18,23%	371 14,24%	478 18,36%	358 13,76%	411 15,78%
	06h-22h	285 9,17%	402 12,93%	438 14,11%	320 10,32%	434 13,96%	316 10,17%	366 11,78%
	08h-14h	78 3,30%	161 6,84%	178 7,58%	136 5,79%	148 6,30%	132 5,63%	139 5,91%



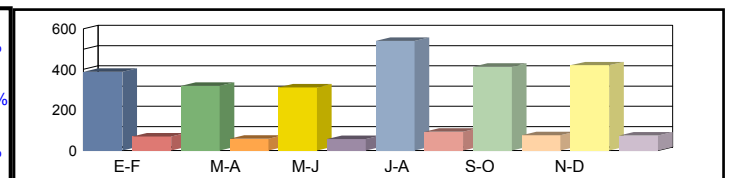
Media Sábados	00h-24h	415 15,95%	391 15,02%	370 14,21%	338 12,98%	366 14,05%	396 15,20%	379 14,57%
	06h-22h	327 10,51%	325 10,45%	305 9,83%	276 8,89%	296 9,54%	357 11,48%	314 10,12%
	08h-14h	176 7,47%	175 7,45%	160 6,82%	117 4,99%	176 7,48%	211 8,98%	169 7,20%



Media Laborales	00h-24h	392 15,05%	314 12,05%	304 11,69%	555 21,30%	404 15,52%	425 16,34%	399 15,33%
	06h-22h	339 10,91%	272 8,75%	263 8,48%	478 15,40%	349 11,24%	369 11,87%	345 11,11%
	08h-14h	168 7,14%	140 5,94%	133 5,65%	234 9,97%	161 6,83%	178 7,59%	169 7,19%



Media Diaria	00h-24h	388 14,92%	319 15,31%	311 15,38%	540 14,64%	413 15,38%	420 14,89%	398 15,09%
	06h-22h	329 10,61%	278 11,14%	270 11,22%	462 10,54%	357 11,15%	368 10,89%	344 10,92%
	08h-14h	156 6,64%	140 7,14%	133 7,16%	218 6,64%	159 7,07%	179 7,19%	164 6,97%



Coeficientes	N							
	L							
Coeficiente	S							

Los datos en color negro corresponden al total de vehículos y los datos en color azul corresponden a vehículos pesados (en %)



Castilla-La Mancha

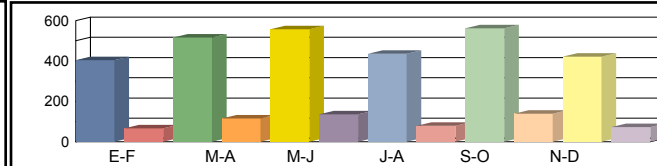
Consejería de Fomento

**Estación:** AB-142  
**Carretera:** CM-3123 p.k. 32,00 **Provincia:** ALBACETE  
**Ubicación:** Int. CM-313 - Ossa de Montiel  
**Año:** 2023  
**Tipo:** COBERTURA

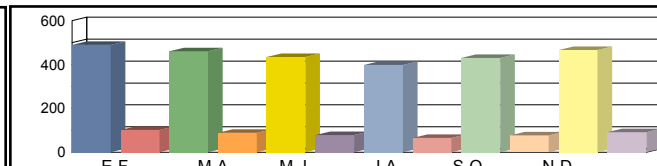
Dirección General de Carreteras

Ene-Feb	Mar-Abr	May-Jun	Jul-Ago	Sep-Oct	Nov-Dic	IMD
---------	---------	---------	---------	---------	---------	-----

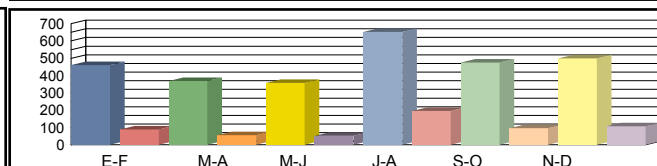
Media Domingos	00h-24h	404 14,27%	517 18,26%	558 19,71%	436 15,39%	562 19,85%	422 14,88%	483 17,06%
	06h-22h	365 11,04%	514 15,56%	561 16,98%	410 12,41%	555 16,80%	405 12,24%	468 14,17%
	08h-14h	97 5,47%	202 11,34%	224 12,58%	171 9,60%	186 10,45%	166 9,34%	174 9,80%



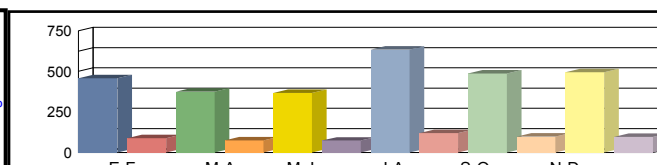
Media Sábados	00h-24h	489 17,24%	460 16,24%	435 15,36%	398 14,03%	430 15,19%	466 16,43%	446 15,75%
	06h-22h	418 12,65%	416 12,58%	391 11,82%	354 10,70%	379 11,48%	456 13,81%	402 12,17%
	08h-14h	221 12,39%	220 12,36%	202 11,32%	147 8,27%	221 12,41%	265 14,90%	213 11,94%



Media Laborales	00h-24h	461 16,27%	369 13,02%	358 12,63%	652 23,03%	476 16,78%	500 17,66%	469 16,57%
	06h-22h	434 13,13%	348 10,53%	337 10,21%	612 18,53%	447 13,53%	472 14,29%	442 13,37%
	08h-14h	211 11,85%	175 9,85%	167 9,37%	294 16,54%	202 11,32%	224 12,59%	212 11,92%



Media Diaria	00h-24h	457 16,12%	375 16,55%	366 16,63%	634 15,82%	486 16,63%	495 16,09%	469 16,31%
	06h-22h	422 12,77%	355 13,40%	346 13,50%	591 12,68%	457 13,42%	471 13,10%	440 13,14%
	08h-14h	196 11,01%	175 11,85%	167 11,88%	273 11,02%	200 11,73%	225 11,93%	206 11,57%



Coeficientes	N						
	L						
Coeficiente	S						

Los datos en color negro corresponden al total de vehículos y los datos en color azul corresponden a vehículos pesados (en %)



Castilla-La Mancha

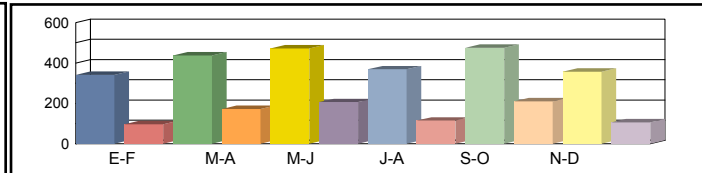
Consejería de Fomento

**Estación:** AB-143  
**Carretera:** CM-313 p.k. 28,50 **Provincia:** ALBACETE  
**Ubicación:** Int. CM-3123 - Int. N-322 (Sotuélamos)  
**Año:** 2023  
**Tipo:** COBERTURA

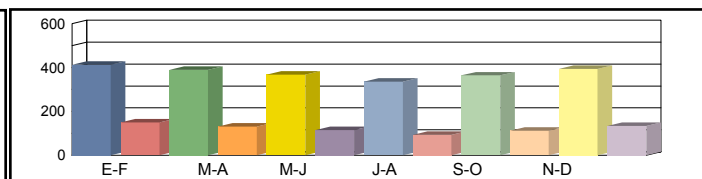
Dirección General de Carreteras

	Ene-Feb	Mar-Abr	May-Jun	Jul-Ago	Sep-Oct	Nov-Dic	IMD
--	---------	---------	---------	---------	---------	---------	-----

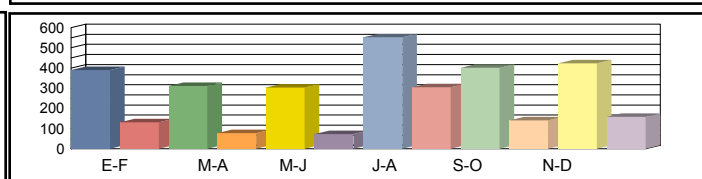
Media Domingos	00h-24h	342 22,04%	438 28,21%	472 30,44%	369 23,78%	476 30,66%	357 22,98%	409 26,35%
	06h-22h	292 18,89%	411 26,63%	449 29,06%	328 21,25%	444 28,76%	323 20,95%	374 24,26%
	08h-14h	61 13,40%	125 27,77%	139 30,79%	106 23,51%	116 25,59%	103 22,87%	108 23,99%



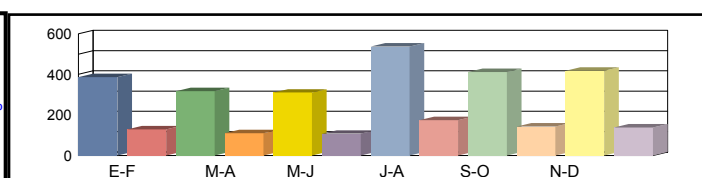
Media Sábados	00h-24h	413 26,63%	389 25,08%	368 23,72%	336 21,68%	364 23,46%	394 25,37%	377 24,32%
	06h-22h	334 21,65%	332 21,52%	312 20,24%	283 18,31%	303 19,65%	365 23,64%	322 20,84%
	08h-14h	137 30,33%	137 30,25%	125 27,71%	91 20,25%	137 30,38%	165 36,47%	132 29,23%



Media Laborales	00h-24h	390 25,13%	312 20,12%	303 19,51%	552 35,56%	402 25,92%	423 27,28%	397 25,59%
	06h-22h	347 22,48%	278 18,02%	270 17,47%	489 31,71%	357 23,15%	377 24,45%	353 22,88%
	08h-14h	131 29,01%	109 24,11%	104 22,95%	183 40,48%	125 27,72%	139 30,81%	132 29,18%



Media Diaria	00h-24h	386 24,90%	317 25,56%	310 25,69%	537 24,44%	411 25,68%	418 24,86%	396 25,19%
	06h-22h	337 21,85%	284 22,94%	277 23,10%	472 21,71%	365 22,97%	376 22,43%	352 22,50%
	08h-14h	122 26,97%	109 29,01%	104 29,08%	170 26,97%	124 28,71%	140 29,20%	128 28,32%



Coeficientes	N						
	L						
Coeficiente	S						

Los datos en color negro corresponden al total de vehículos y los datos en color azul corresponden a vehículos pesados (en %)



Castilla-La Mancha

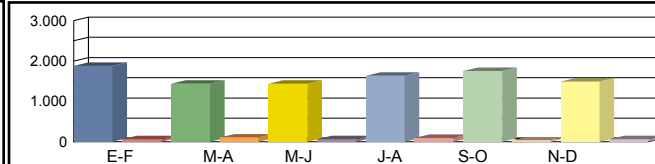
Consejería de Fomento

**Estación:** AB-148  
**Carretera:** CM-3222 p.k. 6,10 **Provincia:** ALBACETE  
**Ubicación:** Int N-322 - Madrigueras  
**Año:** 2023  
**Tipo:** PRIMARIA

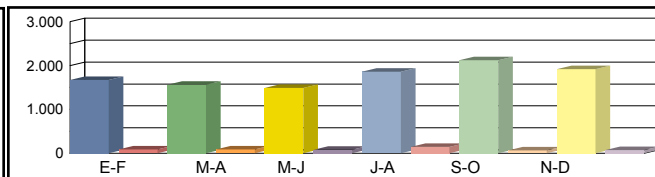
Dirección General de Carreteras

	Ene-Feb	Mar-Abr	May-Jun	Jul-Ago	Sep-Oct	Nov-Dic	IMD
--	---------	---------	---------	---------	---------	---------	-----

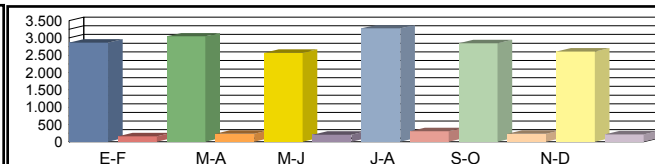
Media Domingos	00h-24h	1.882 <b>3,45%</b>	1.440 <b>7,08%</b>	1.438 <b>4,31%</b>	1.635 <b>5,50%</b>	1.752 <b>2,17%</b>	1.495 <b>4,15%</b>	1.607 <b>4,44%</b>
	06h-22h	1.624 <b>3,39%</b>	1.252 <b>5,75%</b>	1.329 <b>2,71%</b>	1.245 <b>5,62%</b>	1.666 <b>1,56%</b>	1.366 <b>3,51%</b>	1.414 <b>3,76%</b>
	08h-14h	718 <b>3,48%</b>	555 <b>6,85%</b>	537 <b>2,79%</b>	543 <b>4,79%</b>	820 <b>1,34%</b>	528 <b>3,98%</b>	617 <b>3,87%</b>



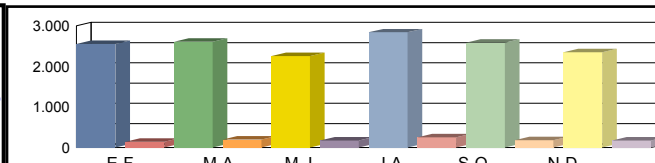
Media Sábados	00h-24h	1.671 <b>4,91%</b>	1.564 <b>5,37%</b>	1.491 <b>4,96%</b>	1.861 <b>7,09%</b>	2.118 <b>3,12%</b>	1.919 <b>3,70%</b>	1.771 <b>4,86%</b>
	06h-22h	1.449 <b>3,73%</b>	1.424 <b>4,71%</b>	1.415 <b>4,59%</b>	1.601 <b>6,43%</b>	1.973 <b>3,04%</b>	1.773 <b>3,16%</b>	1.606 <b>4,28%</b>
	08h-14h	645 <b>2,33%</b>	675 <b>3,85%</b>	577 <b>8,15%</b>	710 <b>8,87%</b>	763 <b>3,41%</b>	657 <b>4,11%</b>	671 <b>5,12%</b>



Media Laborales	00h-24h	2.863 <b>5,41%</b>	3.045 <b>7,22%</b>	2.569 <b>7,51%</b>	3.275 <b>8,49%</b>	2.845 <b>7,59%</b>	2.609 <b>7,55%</b>	2.868 <b>7,30%</b>
	06h-22h	2.656 <b>4,63%</b>	2.874 <b>6,61%</b>	2.335 <b>7,54%</b>	3.043 <b>8,31%</b>	2.629 <b>7,61%</b>	2.433 <b>7,48%</b>	2.662 <b>7,03%</b>
	08h-14h	992 <b>4,94%</b>	1.105 <b>7,24%</b>	977 <b>9,21%</b>	1.264 <b>8,62%</b>	1.093 <b>9,88%</b>	945 <b>10,58%</b>	1.063 <b>8,41%</b>



Media Diaria	00h-24h	2.553 <b>5,17%</b>	2.604 <b>7,03%</b>	2.253 <b>6,97%</b>	2.839 <b>8,14%</b>	2.585 <b>6,54%</b>	2.351 <b>6,81%</b>	<b>2.531</b> <b>6,77%</b>
	06h-22h	2.336 <b>4,41%</b>	2.435 <b>6,41%</b>	2.060 <b>6,80%</b>	2.581 <b>7,98%</b>	2.398 <b>6,46%</b>	2.186 <b>6,63%</b>	<b>2.333</b> <b>6,45%</b>
	08h-14h	903 <b>4,54%</b>	965 <b>6,84%</b>	857 <b>8,52%</b>	1.082 <b>8,41%</b>	1.007 <b>8,14%</b>	844 <b>9,24%</b>	<b>943</b> <b>7,62%</b>



Coeficientes	N	1,07794	1,05950	1,10021	1,07624	1,08216	1,07234	
	L	1,00175	0,94187	1,11639	0,87573	1,00808	1,09927	
Coeficiente	S							0,88255

Los datos en color negro corresponden al total de vehículos y los datos en color azul corresponden a vehículos pesados (en %)



Castilla-La Mancha

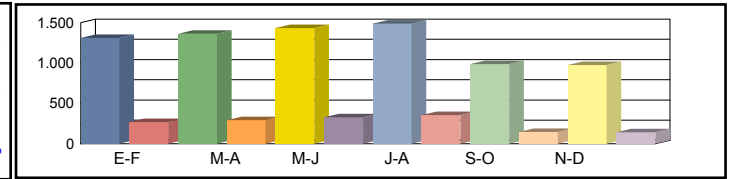
Consejería de Fomento

**Estación:** AB-150  
**Carretera:** CM-3201 p.k. 23,00 **Provincia:** ALBACETE  
**Ubicación:** Villarta - Límite Provincia Albacete-Villamalea  
**Año:** 2023  
**Tipo:** COBERTURA

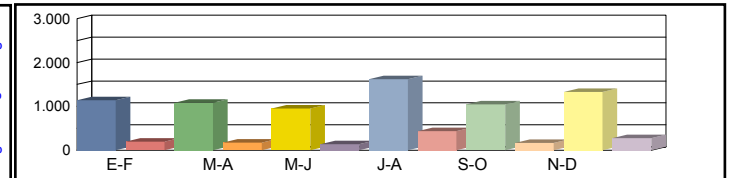
Dirección General de Carreteras

Ene-Feb	Mar-Abr	May-Jun	Jul-Ago	Sep-Oct	Nov-Dic	IMD
---------	---------	---------	---------	---------	---------	-----

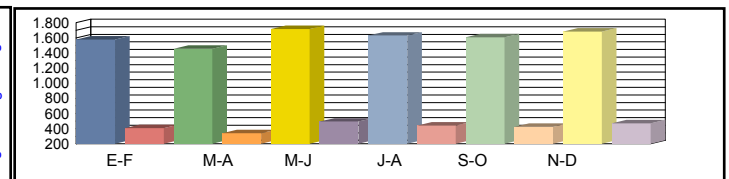
Media Domingos	00h-24h	1.311 17,09%	1.362 17,76%	1.433 18,68%	1.488 19,39%	988 12,88%	976 12,72%	1.260 16,42%
	06h-22h	1.162 15,34%	1.251 16,51%	1.342 17,72%	1.119 14,77%	938 12,38%	884 11,66%	1.116 14,73%
	08h-14h	438 13,61%	542 16,85%	661 20,56%	456 14,18%	305 9,49%	330 10,26%	455 14,16%



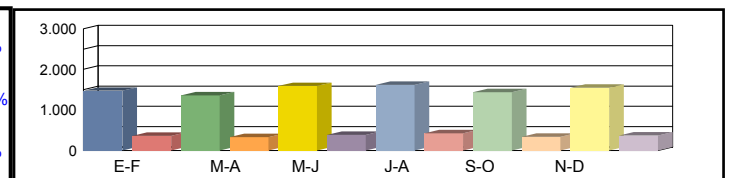
Media Sábados	00h-24h	1.138 14,84%	1.081 14,09%	953 12,42%	1.621 21,13%	1.043 13,60%	1.328 17,31%	1.194 15,56%
	06h-22h	1.023 13,51%	942 12,43%	863 11,40%	1.469 19,39%	972 12,83%	1.233 16,28%	1.084 14,31%
	08h-14h	546 16,97%	374 11,62%	346 10,76%	453 14,07%	430 13,36%	460 14,31%	435 13,52%



Media Laborales	00h-24h	1.578 20,57%	1.457 18,99%	1.715 22,36%	1.630 21,24%	1.608 20,96%	1.681 21,90%	1.612 21,00%
	06h-22h	1.485 19,61%	1.383 18,25%	1.666 21,99%	1.490 19,67%	1.530 20,20%	1.633 21,55%	1.531 20,21%
	08h-14h	636 19,76%	606 18,85%	753 23,40%	655 20,37%	671 20,86%	696 21,63%	670 20,81%



Media Diaria	00h-24h	1.471 19,53%	1.357 19,52%	1.589 19,41%	1.614 20,76%	1.439 18,75%	1.545 19,26%	1.502 19,54%
	06h-22h	1.364 18,55%	1.271 18,56%	1.533 18,59%	1.424 19,31%	1.366 18,03%	1.489 18,42%	1.408 18,57%
	08h-14h	587 19,27%	551 18,97%	699 19,38%	595 18,94%	584 18,17%	614 18,41%	605 18,86%



Coeficientes	N							
	L							
Coeficiente	S							

Los datos en color negro corresponden al total de vehículos y los datos en color azul corresponden a vehículos pesados (en %)



Castilla-La Mancha

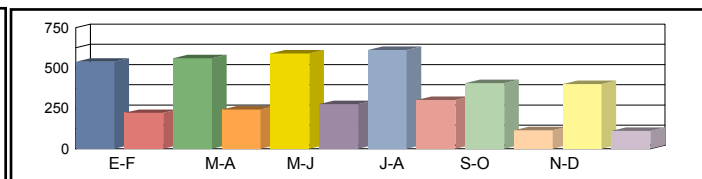
Consejería de Fomento

**Estación:** AB-150b  
**Carretera:** CM-3124 p.k. 55,00 **Provincia:** ALBACETE  
**Ubicación:** Int. CM-3222 - Villamalea  
**Año:** 2023  
**Tipo:** COBERTURA

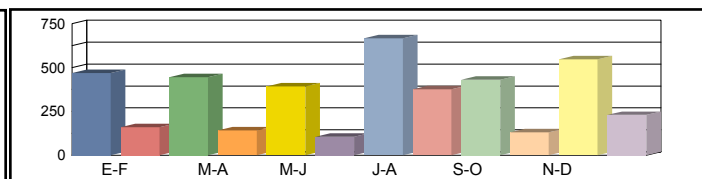
Dirección General de Carreteras

	Ene-Feb	Mar-Abr	May-Jun	Jul-Ago	Sep-Oct	Nov-Dic	IMD
--	---------	---------	---------	---------	---------	---------	-----

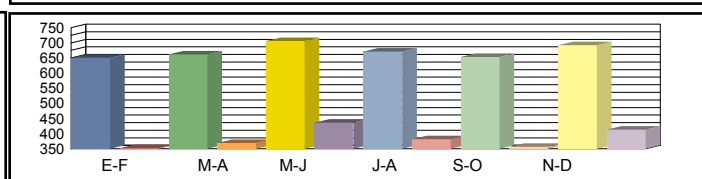
Media Domingos	00h-24h	540 29,20%	561 30,33%	590 31,90%	612 33,12%	407 22,00%	402 21,72%	519 28,05%
	06h-22h	456 26,66%	491 28,71%	527 30,80%	440 25,68%	368 21,52%	347 20,28%	438 25,61%
	08h-14h	211 16,51%	262 20,44%	319 24,95%	220 17,20%	147 11,51%	159 12,45%	220 17,18%



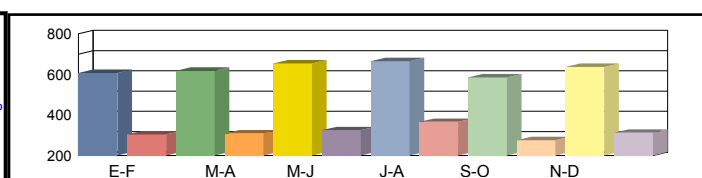
Media Sábados	00h-24h	469 25,34%	445 24,06%	392 21,22%	667 36,09%	430 23,23%	547 29,57%	492 26,59%
	06h-22h	402 23,48%	370 21,62%	339 19,81%	577 33,71%	382 22,30%	484 28,29%	426 24,87%
	08h-14h	264 20,58%	180 14,09%	167 13,05%	219 17,07%	208 16,21%	222 17,36%	210 16,40%



Media Laborales	00h-24h	650 35,14%	662 35,80%	706 38,19%	671 36,29%	653 35,34%	692 37,42%	672 36,36%
	06h-22h	583 34,08%	601 35,11%	654 38,23%	585 34,20%	598 34,95%	641 37,46%	610 35,67%
	08h-14h	307 23,97%	324 25,31%	363 28,39%	316 24,71%	330 25,75%	336 26,24%	329 25,73%



Media Diaria	00h-24h	606 33,36%	617 33,34%	654 33,16%	665 35,46%	584 32,03%	636 32,90%	<b>627 33,38%</b>
	06h-22h	535 32,24%	552 32,27%	602 32,31%	559 33,56%	534 31,34%	585 32,02%	<b>561 32,29%</b>
	08h-14h	284 23,38%	295 23,01%	337 23,51%	287 22,97%	287 22,04%	297 22,34%	<b>298 22,87%</b>



Coeficientes	N							
	L							
Coeficiente	S							

Los datos en color negro corresponden al total de vehículos y los datos en color azul corresponden a vehículos pesados (en %)



**Castilla-La Mancha**

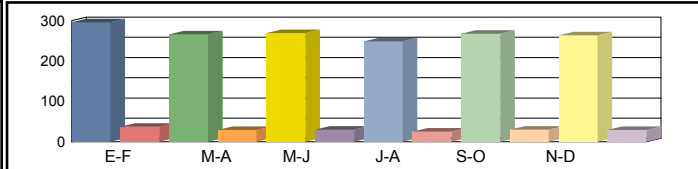
Consejería de Fomento

**Estación:** AB-153  
**Carretera:** CM-3201 p.k. 66,00 **Provincia:** ALBACETE  
**Ubicación:** Alcalá del Júcar - Alatoz  
**Año:** 2023  
**Tipo:** COBERTURA

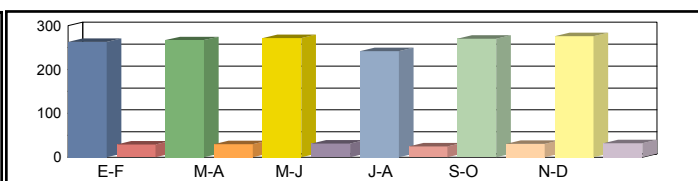
**Dirección General de Carreteras**

Ene-Feb	Mar-Abr	May-Jun	Jul-Ago	Sep-Oct	Nov-Dic	IMD
---------	---------	---------	---------	---------	---------	-----

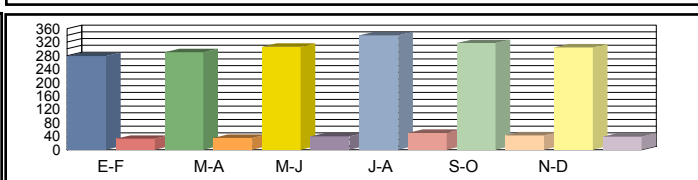
Media Domingos	00h-24h	296 <b>11,20%</b>	266 <b>10,07%</b>	269 <b>10,20%</b>	249 <b>9,42%</b>	268 <b>10,16%</b>	264 <b>10,00%</b>	269 <b>10,17%</b>
	06h-22h	236 <b>6,40%</b>	210 <b>5,68%</b>	208 <b>5,63%</b>	189 <b>5,13%</b>	208 <b>5,62%</b>	209 <b>5,66%</b>	210 <b>5,69%</b>
	08h-14h	94 <b>6,83%</b>	77 <b>5,64%</b>	78 <b>5,68%</b>	71 <b>5,15%</b>	76 <b>5,52%</b>	77 <b>5,60%</b>	79 <b>5,74%</b>



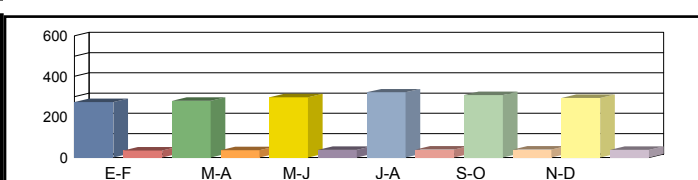
Media Sábados	00h-24h	263 <b>9,95%</b>	267 <b>10,12%</b>	272 <b>10,31%</b>	242 <b>9,16%</b>	270 <b>10,24%</b>	276 <b>10,44%</b>	265 <b>10,04%</b>
	06h-22h	206 <b>5,57%</b>	210 <b>5,70%</b>	212 <b>5,76%</b>	190 <b>5,16%</b>	210 <b>5,68%</b>	217 <b>5,89%</b>	208 <b>5,63%</b>
	08h-14h	93 <b>6,80%</b>	98 <b>7,16%</b>	101 <b>7,34%</b>	87 <b>6,34%</b>	96 <b>6,98%</b>	92 <b>6,71%</b>	94 <b>6,89%</b>



Media Laborales	00h-24h	279 <b>10,57%</b>	290 <b>10,97%</b>	306 <b>11,60%</b>	340 <b>12,87%</b>	317 <b>12,01%</b>	304 <b>11,51%</b>	306 <b>11,59%</b>
	06h-22h	226 <b>6,14%</b>	234 <b>6,35%</b>	243 <b>6,59%</b>	266 <b>7,21%</b>	254 <b>6,88%</b>	243 <b>6,58%</b>	244 <b>6,62%</b>
	08h-14h	90 <b>6,59%</b>	93 <b>6,77%</b>	95 <b>6,91%</b>	108 <b>7,84%</b>	104 <b>7,60%</b>	98 <b>7,14%</b>	98 <b>7,14%</b>



Media Diaria	00h-24h	273 <b>11,25%</b>	280 <b>11,11%</b>	296 <b>11,15%</b>	321 <b>10,88%</b>	307 <b>11,14%</b>	294 <b>11,14%</b>	<b>295</b> <b>11,11%</b>
	06h-22h	220 <b>6,41%</b>	225 <b>6,33%</b>	234 <b>6,33%</b>	249 <b>6,17%</b>	244 <b>6,32%</b>	234 <b>6,35%</b>	<b>234</b> <b>6,32%</b>
	08h-14h	89 <b>7,05%</b>	90 <b>6,93%</b>	93 <b>6,96%</b>	102 <b>6,74%</b>	100 <b>6,89%</b>	94 <b>6,86%</b>	<b>95</b> <b>6,91%</b>



Coeficientes	N							
	L							
Coeficiente	S							

Los datos en color negro corresponden al total de vehículos y los datos en color azul corresponden a vehículos pesados (en %)





Castilla-La Mancha

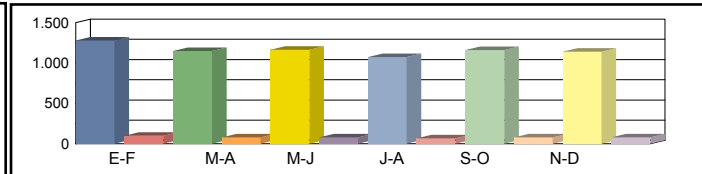
Consejería de Fomento

**Estación:** AB-155  
**Carretera:** CM-332 p.k. 31,00 **Provincia:** ALBACETE  
**Ubicación:** Casas de Juan Nuñez - Int. CM-3227  
**Año:** 2023  
**Tipo:** COBERTURA

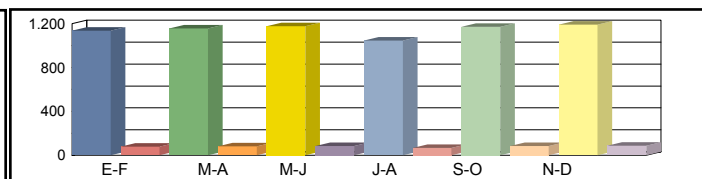
Dirección General de Carreteras

Ene-Feb	Mar-Abr	May-Jun	Jul-Ago	Sep-Oct	Nov-Dic	IMD
---------	---------	---------	---------	---------	---------	-----

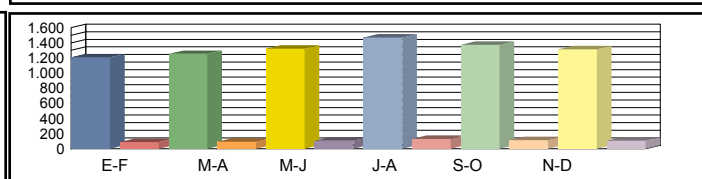
Media Domingos	00h-24h	1.279 <b>7,25%</b>	1.150 <b>6,52%</b>	1.165 <b>6,60%</b>	1.075 <b>6,10%</b>	1.160 <b>6,57%</b>	1.142 <b>6,47%</b>	1.162 <b>6,58%</b>
	06h-22h	1.203 <b>5,65%</b>	1.068 <b>5,02%</b>	1.059 <b>4,97%</b>	965 <b>4,53%</b>	1.057 <b>4,97%</b>	1.064 <b>5,00%</b>	1.069 <b>5,02%</b>
	08h-14h	670 <b>3,14%</b>	554 <b>2,59%</b>	557 <b>2,61%</b>	506 <b>2,37%</b>	541 <b>2,53%</b>	550 <b>2,57%</b>	563 <b>2,64%</b>



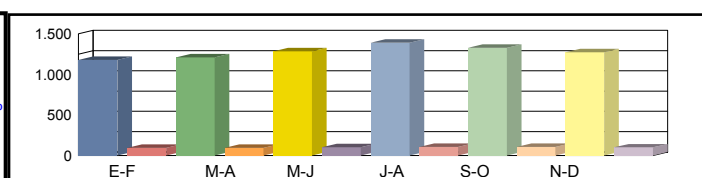
Media Sábados	00h-24h	1.137 <b>6,44%</b>	1.156 <b>6,55%</b>	1.177 <b>6,67%</b>	1.046 <b>5,93%</b>	1.170 <b>6,63%</b>	1.192 <b>6,75%</b>	1.146 <b>6,50%</b>
	06h-22h	1.048 <b>4,92%</b>	1.071 <b>5,03%</b>	1.083 <b>5,09%</b>	971 <b>4,56%</b>	1.067 <b>5,01%</b>	1.107 <b>5,20%</b>	1.058 <b>4,97%</b>
	08h-14h	667 <b>3,12%</b>	703 <b>3,29%</b>	721 <b>3,37%</b>	622 <b>2,91%</b>	685 <b>3,20%</b>	658 <b>3,08%</b>	676 <b>3,16%</b>



Media Laborales	00h-24h	1.207 <b>6,84%</b>	1.253 <b>7,10%</b>	1.324 <b>7,51%</b>	1.470 <b>8,33%</b>	1.372 <b>7,77%</b>	1.315 <b>7,45%</b>	1.324 <b>7,50%</b>
	06h-22h	1.154 <b>5,42%</b>	1.194 <b>5,61%</b>	1.239 <b>5,82%</b>	1.356 <b>6,37%</b>	1.294 <b>6,08%</b>	1.238 <b>5,82%</b>	1.246 <b>5,85%</b>
	08h-14h	647 <b>3,03%</b>	664 <b>3,11%</b>	678 <b>3,17%</b>	769 <b>3,60%</b>	746 <b>3,49%</b>	701 <b>3,28%</b>	701 <b>3,28%</b>



Media Diaria	00h-24h	1.179 <b>7,28%</b>	1.209 <b>7,19%</b>	1.283 <b>7,22%</b>	1.389 <b>7,04%</b>	1.327 <b>7,21%</b>	1.273 <b>7,21%</b>	<b>1.277</b> <b>7,19%</b>
	06h-22h	1.124 <b>5,67%</b>	1.148 <b>5,59%</b>	1.191 <b>5,59%</b>	1.271 <b>5,45%</b>	1.242 <b>5,58%</b>	1.194 <b>5,61%</b>	<b>1.195</b> <b>5,58%</b>
	08h-14h	639 <b>3,24%</b>	644 <b>3,18%</b>	661 <b>3,20%</b>	726 <b>3,10%</b>	719 <b>3,16%</b>	673 <b>3,15%</b>	<b>677</b> <b>3,17%</b>



Coeficientes	N							
	L							
Coeficiente	S							

Los datos en color negro corresponden al total de vehículos y los datos en color azul corresponden a vehículos pesados (en %)



Castilla-La Mancha

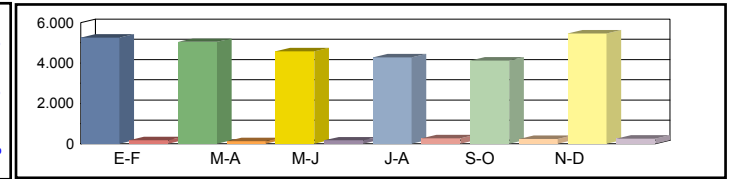
Consejería de Fomento

**Estación:** AB-164  
**Carretera:** CM-332 p.k. 1,00 **Provincia:** ALBACETE  
**Ubicación:** Albacete - Int. CM-3218  
**Año:** 2023  
**Tipo:** PRIMARIA

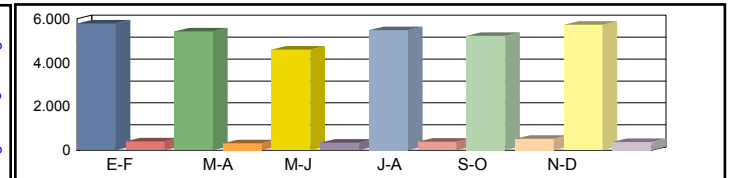
Dirección General de Carreteras

	Ene-Feb	Mar-Abr	May-Jun	Jul-Ago	Sep-Oct	Nov-Dic	IMD
--	---------	---------	---------	---------	---------	---------	-----

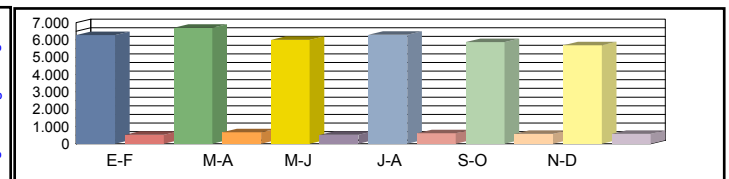
Media	00h-24h	5.261 3,35%	5.047 2,54%	4.577 3,63%	4.279 5,98%	4.118 5,59%	5.461 4,49%	4.790 4,26%
Domingos	06h-22h	4.395 2,55%	4.686 2,20%	4.207 2,54%	3.772 6,07%	3.783 4,84%	4.931 4,00%	4.296 3,70%
	08h-14h	1.896 2,22%	2.026 1,68%	1.558 2,12%	1.304 9,51%	1.375 5,24%	1.630 4,97%	1.632 4,29%



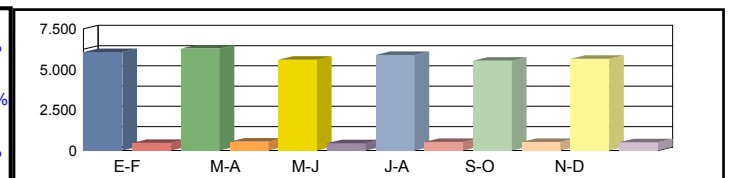
Media	00h-24h	5.780 6,57%	5.418 5,50%	4.591 7,10%	5.483 6,66%	5.218 9,10%	5.729 6,28%	5.370 6,87%
Sábados	06h-22h	5.132 6,27%	4.860 5,23%	4.136 6,04%	5.135 6,62%	4.746 8,39%	5.330 5,55%	4.890 6,35%
	08h-14h	1.944 8,54%	2.121 5,14%	1.695 7,20%	2.726 6,90%	2.176 8,64%	2.336 6,55%	2.166 7,16%



Media	00h-24h	6.278 7,74%	6.701 9,18%	6.012 7,95%	6.301 8,78%	5.871 8,96%	5.686 9,30%	6.142 8,65%
Laborales	06h-22h	5.818 7,13%	6.307 8,97%	5.616 6,87%	5.880 8,74%	5.510 8,11%	5.296 8,50%	5.738 8,06%
	08h-14h	2.245 10,87%	2.524 11,29%	2.213 8,31%	2.511 11,11%	2.190 10,50%	2.153 10,50%	2.306 10,43%



Media	00h-24h	6.062 7,04%	6.281 7,96%	5.603 7,34%	5.895 8,21%	5.528 8,63%	5.660 8,20%	<b>5.838 7,90%</b>
Diaria	06h-22h	5.517 6,51%	5.868 7,75%	5.202 6,27%	5.472 8,19%	5.155 7,82%	5.249 7,47%	<b>5.410 7,33%</b>
	08h-14h	2.152 9,48%	2.395 9,35%	2.046 7,53%	2.370 10,30%	2.072 9,75%	2.105 9,26%	<b>2.190 9,28%</b>



Coeficientes	N	1,07906	1,06247	1,07051	1,07160	1,06552	1,07364	
	L	0,97834	0,91658	1,02162	0,97477	1,04616	1,08020	
Coeficiente	S							0,95060

Los datos en color negro corresponden al total de vehículos y los datos en color azul corresponden a vehículos pesados (en %)



Castilla-La Mancha

Consejería de Fomento

**Estación:** AB-168  
**Carretera:** CM-412 p.k. 282,50 **Provincia:** ALBACETE  
**Ubicación:** Cordovilla - Albatana  
**Año:** 2023  
**Tipo:** PRIMARIA

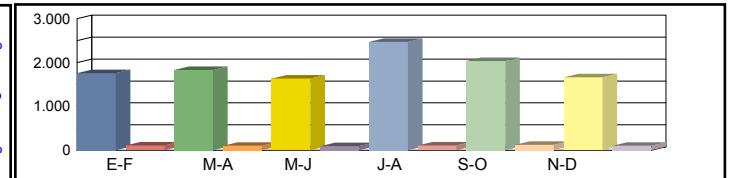
Dirección General de Carreteras

	Ene-Feb	Mar-Abr	May-Jun	Jul-Ago	Sep-Oct	Nov-Dic	IMD
--	---------	---------	---------	---------	---------	---------	-----

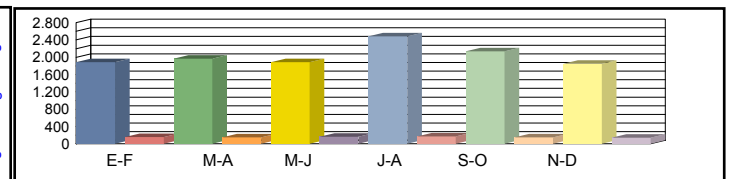
Media	00h-24h	1.538 5,46%	1.643 3,96%	2.068 4,74%	2.063 4,36%	1.782 5,84%	1.693 3,54%	1.798 4,65%
Domingos	06h-22h	1.393 4,16%	1.433 2,93%	1.834 4,03%	1.487 5,04%	1.564 4,73%	1.561 2,56%	1.545 3,91%
	08h-14h	417 7,19%	411 2,19%	746 2,82%	522 7,66%	591 3,72%	459 2,61%	524 4,37%



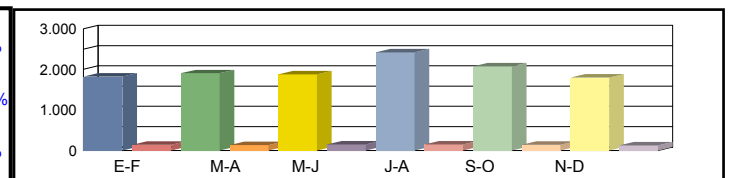
Media	00h-24h	1.758 5,69%	1.829 5,25%	1.634 5,51%	2.473 4,12%	2.036 5,60%	1.666 5,58%	1.899 5,29%
Sábados	06h-22h	1.665 4,50%	1.659 4,88%	1.432 4,75%	1.791 4,86%	1.862 4,73%	1.481 4,73%	1.648 4,74%
	08h-14h	627 5,26%	856 1,99%	754 4,24%	630 6,83%	908 2,42%	601 3,83%	729 4,09%



Media	00h-24h	1.886 7,69%	1.971 6,95%	1.887 8,11%	2.482 6,37%	2.137 6,64%	1.849 7,03%	2.035 7,13%
Laborales	06h-22h	1.765 6,63%	1.802 5,66%	1.695 7,61%	2.040 6,67%	1.974 5,42%	1.758 6,20%	1.839 6,36%
	08h-14h	870 6,21%	752 7,18%	764 8,51%	838 7,76%	849 5,42%	757 5,68%	805 6,79%



Media	00h-24h	1.818 7,15%	1.904 6,36%	1.877 7,25%	2.421 5,78%	2.073 6,42%	1.801 6,39%	1.982 6,56%
Diaria	06h-22h	1.697 6,01%	1.729 5,21%	1.678 6,73%	1.926 6,28%	1.900 5,26%	1.690 5,50%	1.770 5,83%
	08h-14h	771 6,23%	718 5,85%	760 7,11%	764 7,72%	820 4,76%	693 5,19%	754 6,14%



Coeficientes	N	1,06856	1,09378	1,11327	1,21667	1,08257	1,05176	
	L	1,07900	1,03247	1,07843	0,81990	0,95227	1,10059	
Coeficiente	S							0,97382

Los datos en color negro corresponden al total de vehículos y los datos en color azul corresponden a vehículos pesados (en %)



Castilla-La Mancha

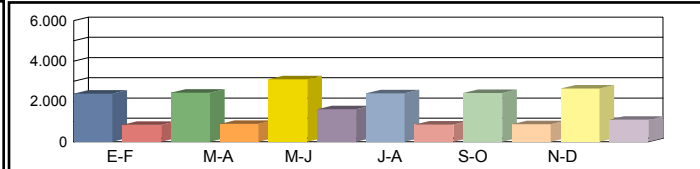
Consejería de Fomento

**Estación:** AB-168a  
**Carretera:** CM-412 p.k. 277,00 **Provincia:** ALBACETE  
**Ubicación:** Enlace CM-313 (Hellín) - Cordovilla  
**Año:** 2023  
**Tipo:** COBERTURA

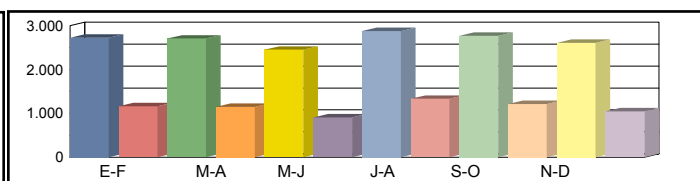
Dirección General de Carreteras

	Ene-Feb	Mar-Abr	May-Jun	Jul-Ago	Sep-Oct	Nov-Dic	IMD
--	---------	---------	---------	---------	---------	---------	-----

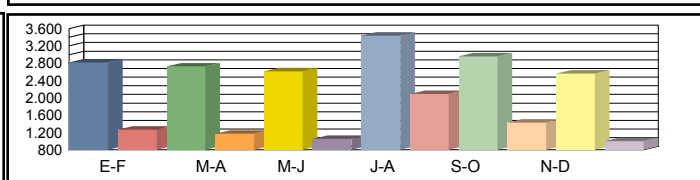
Media Domingos	00h-24h	2.383 26,22%	2.431 26,74%	3.104 34,14%	2.400 26,41%	2.422 26,64%	2.648 29,13%	2.565 28,21%
	06h-22h	2.195 24,71%	2.216 24,95%	2.923 32,90%	2.065 23,24%	2.201 24,78%	2.470 27,81%	2.345 26,40%
	08h-14h	587 11,11%	622 11,75%	1.066 20,16%	742 14,03%	783 14,80%	719 13,60%	753 14,24%



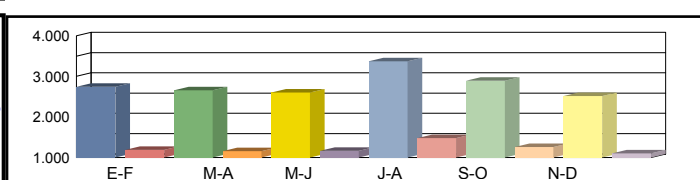
Media Sábados	00h-24h	2.724 29,97%	2.706 29,77%	2.452 26,98%	2.878 31,66%	2.767 30,44%	2.606 28,67%	2.689 29,58%
	06h-22h	2.624 29,54%	2.566 28,89%	2.282 25,69%	2.487 27,99%	2.621 29,50%	2.343 26,38%	2.487 28,00%
	08h-14h	883 16,70%	1.295 24,48%	1.077 20,37%	896 16,93%	1.203 22,74%	942 17,81%	1.049 19,84%



Media Laborales	00h-24h	2.817 30,99%	2.728 30,02%	2.612 28,74%	3.436 37,80%	2.958 32,54%	2.560 28,16%	2.852 31,37%
	06h-22h	2.674 30,10%	2.620 29,50%	2.465 27,75%	2.966 33,40%	2.870 32,31%	2.556 28,78%	2.692 30,31%
	08h-14h	1.086 20,53%	1.014 19,18%	1.031 19,49%	1.131 21,38%	1.145 21,66%	1.021 19,31%	1.071 20,26%



Media Diaria	00h-24h	2.742 30,16%	2.659 30,21%	2.602 30,87%	3.374 30,43%	2.891 30,29%	2.511 30,39%	<b>2.796 30,39%</b>
	06h-22h	2.598 29,25%	2.541 29,19%	2.446 29,87%	2.840 28,82%	2.789 29,26%	2.483 29,24%	<b>2.616 29,27%</b>
	08h-14h	986 18,64%	980 19,84%	1.027 20,46%	1.051 19,09%	1.117 20,03%	952 19,15%	<b>1.019 19,54%</b>



Coeficientes	N							
	L							
Coeficiente	S							

Los datos en color negro corresponden al total de vehículos y los datos en color azul corresponden a vehículos pesados (en %)



Castilla-La Mancha

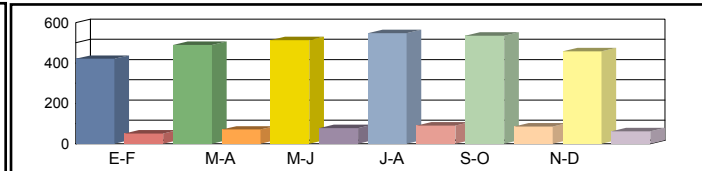
Consejería de Fomento

**Estación:** AB-168b  
**Carretera:** CM-3259 p.k. 4,00 **Provincia:** ALBACETE  
**Ubicación:** Albatana - Límite Provincia con Murcia  
**Año:** 2023  
**Tipo:** COBERTURA

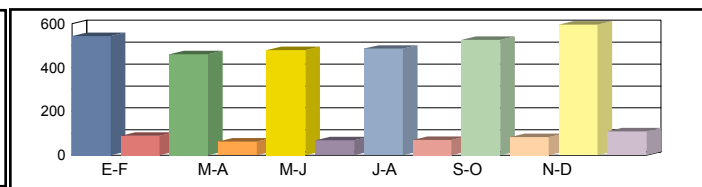
Dirección General de Carreteras

	Ene-Feb	Mar-Abr	May-Jun	Jul-Ago	Sep-Oct	Nov-Dic	IMD
--	---------	---------	---------	---------	---------	---------	-----

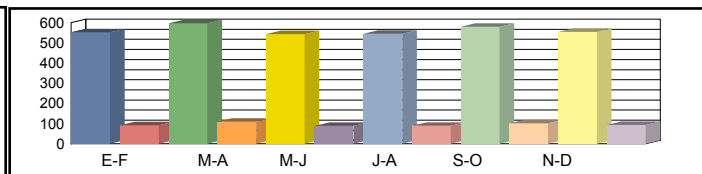
Media Domingos	00h-24h	421 10,91%	489 12,67%	513 13,30%	548 14,20%	536 13,89%	458 11,86%	494 12,80%
	06h-22h	351 7,38%	397 8,34%	424 8,90%	434 9,12%	450 9,46%	381 7,99%	406 8,53%
	08h-14h	81 7,37%	94 8,51%	112 10,19%	162 14,72%	123 11,19%	64 5,86%	106 9,64%



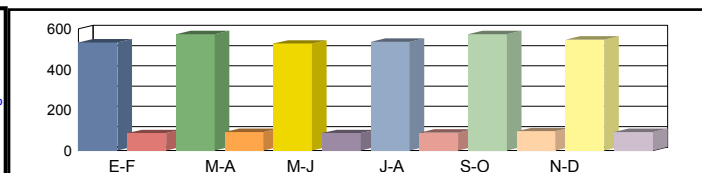
Media Sábados	00h-24h	543 14,09%	460 11,92%	480 12,44%	486 12,60%	526 13,64%	596 15,45%	515 13,36%
	06h-22h	447 9,40%	389 8,16%	404 8,48%	405 8,50%	448 9,40%	505 10,61%	433 9,09%
	08h-14h	140 12,75%	140 12,74%	140 12,76%	159 14,41%	180 16,40%	179 16,25%	156 14,22%



Media Laborales	00h-24h	552 14,31%	597 15,48%	543 14,09%	545 14,14%	579 15,01%	554 14,37%	562 14,57%
	06h-22h	468 9,83%	511 10,74%	453 9,52%	459 9,63%	490 10,28%	474 9,97%	476 9,99%
	08h-14h	152 13,82%	167 15,21%	142 12,95%	143 13,01%	160 14,52%	163 14,84%	154 14,06%



Media Diaria	00h-24h	532 13,79%	573 13,74%	527 13,90%	535 14,05%	573 14,16%	547 14,13%	548 13,96%
	06h-22h	448 9,42%	488 9,38%	438 9,50%	445 9,54%	484 9,71%	467 9,68%	462 9,54%
	08h-14h	140 12,74%	156 12,90%	135 13,15%	145 14,03%	160 13,81%	154 13,03%	148 13,28%



Coeficientes	N						
	L						
Coeficiente	S						

Los datos en color negro corresponden al total de vehículos y los datos en color azul corresponden a vehículos pesados (en %)



Castilla-La Mancha

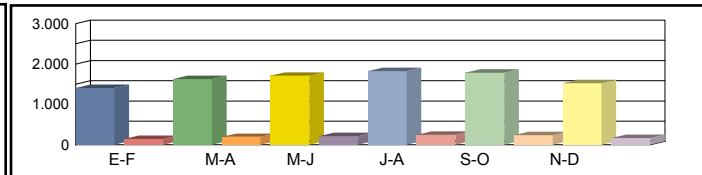
Consejería de Fomento

**Estación:** AB-18  
**Carretera:** CM-412 p.k. 319,00 **Provincia:** ALBACETE  
**Ubicación:** Fuente Álamo - Montealegre  
**Año:** 2023  
**Tipo:** COBERTURA

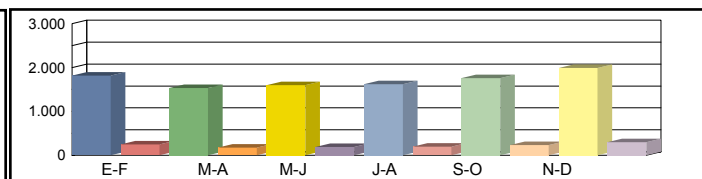
Dirección General de Carreteras

	Ene-Feb	Mar-Abr	May-Jun	Jul-Ago	Sep-Oct	Nov-Dic	IMD
--	---------	---------	---------	---------	---------	---------	-----

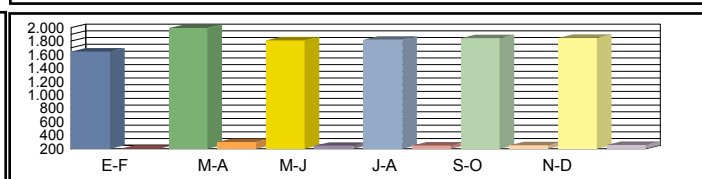
Media	00h-24h	1.404 9,27%	1.631 10,77%	1.711 11,30%	1.827 12,06%	1.788 11,80%	1.527 10,08%	1.648 10,88%
Domingos	06h-22h	1.259 8,38%	1.422 9,47%	1.518 10,11%	1.555 10,35%	1.612 10,73%	1.363 9,07%	1.455 9,68%
	08h-14h	330 7,41%	381 8,56%	456 10,25%	659 14,80%	501 11,25%	262 5,89%	432 9,69%



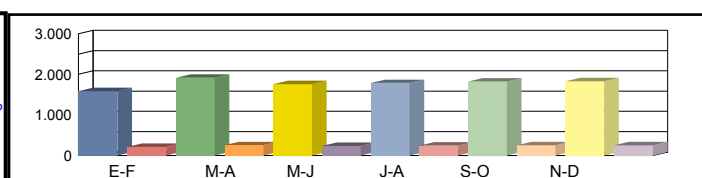
Media	00h-24h	1.813 11,97%	1.534 10,13%	1.601 10,57%	1.622 10,71%	1.756 11,59%	1.989 13,13%	1.719 11,35%
Sábados	06h-22h	1.602 10,67%	1.392 9,27%	1.445 9,62%	1.450 9,65%	1.603 10,67%	1.809 12,04%	1.550 10,32%
	08h-14h	571 12,82%	571 12,81%	572 12,84%	646 14,49%	735 16,49%	728 16,34%	637 14,30%



Media	00h-24h	1.644 10,85%	1.993 13,15%	1.813 11,97%	1.819 12,01%	1.842 12,16%	1.850 12,21%	1.827 12,06%
Laborales	06h-22h	1.505 10,02%	1.831 12,19%	1.623 10,81%	1.642 10,93%	1.676 11,16%	1.699 11,31%	1.663 11,07%
	08h-14h	556 12,49%	682 15,30%	580 13,02%	583 13,08%	619 13,89%	665 14,92%	614 13,78%



Media	00h-24h	1.584 11,72%	1.913 11,67%	1.761 11,81%	1.786 11,94%	1.822 12,03%	1.826 12,00%	1.782 11,86%
Diaria	06h-22h	1.442 10,69%	1.747 10,65%	1.569 10,79%	1.593 10,83%	1.656 11,03%	1.673 10,99%	1.613 10,83%
	08h-14h	513 12,81%	637 12,98%	552 13,22%	592 14,11%	619 13,89%	627 13,10%	590 13,35%



Coeficientes	N							
	L							
Coeficiente	S							

Los datos en color negro corresponden al total de vehículos y los datos en color azul corresponden a vehículos pesados (en %)



Castilla-La Mancha

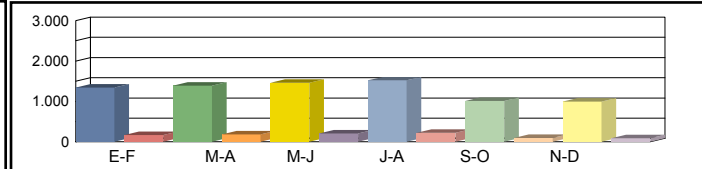
Consejería de Fomento

**Estación:** AB-200  
**Carretera:** CM-3226 p.k. 11,00 **Provincia:** ALBACETE  
**Ubicación:** Navas de Jorquera - Cenizate  
**Año:** 2023  
**Tipo:** COBERTURA

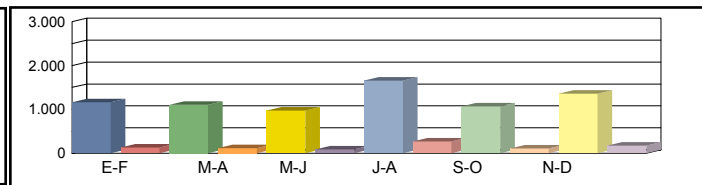
Dirección General de Carreteras

Ene-Feb	Mar-Abr	May-Jun	Jul-Ago	Sep-Oct	Nov-Dic	IMD
---------	---------	---------	---------	---------	---------	-----

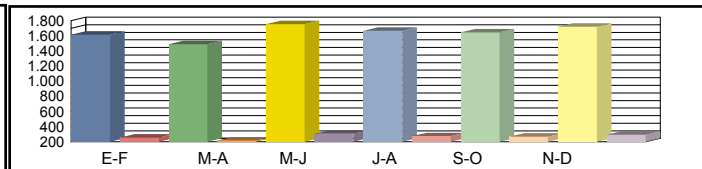
Media Domingos	00h-24h	1.342 <b>11,40%</b>	1.394 <b>11,85%</b>	1.466 <b>12,46%</b>	1.522 <b>12,94%</b>	1.011 <b>8,59%</b>	998 <b>8,48%</b>	1.289 <b>10,95%</b>
	06h-22h	1.164 <b>9,36%</b>	1.253 <b>10,08%</b>	1.345 <b>10,82%</b>	1.121 <b>9,02%</b>	940 <b>7,56%</b>	885 <b>7,12%</b>	1.118 <b>8,99%</b>
	08h-14h	437 <b>8,18%</b>	541 <b>10,13%</b>	660 <b>12,36%</b>	455 <b>8,52%</b>	305 <b>5,70%</b>	329 <b>6,17%</b>	454 <b>8,51%</b>



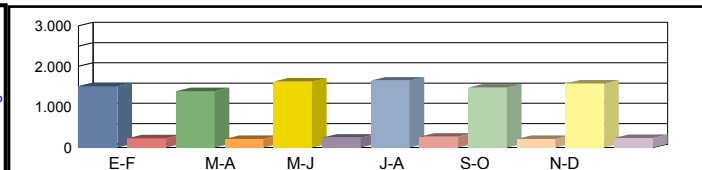
Media Sábados	00h-24h	1.164 <b>9,90%</b>	1.106 <b>9,40%</b>	975 <b>8,29%</b>	1.658 <b>14,09%</b>	1.067 <b>9,07%</b>	1.359 <b>11,55%</b>	1.222 <b>10,38%</b>
	06h-22h	1.025 <b>8,24%</b>	944 <b>7,59%</b>	865 <b>6,96%</b>	1.472 <b>11,84%</b>	974 <b>7,83%</b>	1.235 <b>9,94%</b>	1.086 <b>8,73%</b>
	08h-14h	545 <b>10,20%</b>	373 <b>6,98%</b>	346 <b>6,47%</b>	452 <b>8,46%</b>	429 <b>8,03%</b>	460 <b>8,60%</b>	434 <b>8,12%</b>



Media Laborales	00h-24h	1.614 <b>13,72%</b>	1.490 <b>12,67%</b>	1.755 <b>14,92%</b>	1.667 <b>14,17%</b>	1.645 <b>13,98%</b>	1.719 <b>14,61%</b>	1.648 <b>14,01%</b>
	06h-22h	1.488 <b>11,97%</b>	1.385 <b>11,14%</b>	1.669 <b>13,43%</b>	1.493 <b>12,01%</b>	1.533 <b>12,33%</b>	1.636 <b>13,16%</b>	1.534 <b>12,34%</b>
	08h-14h	635 <b>11,88%</b>	605 <b>11,32%</b>	752 <b>14,06%</b>	654 <b>12,24%</b>	670 <b>12,54%</b>	695 <b>13,00%</b>	668 <b>12,51%</b>



Media Diaria	00h-24h	1.504 <b>13,03%</b>	1.388 <b>13,02%</b>	1.626 <b>12,95%</b>	1.651 <b>13,85%</b>	1.472 <b>12,51%</b>	1.580 <b>12,85%</b>	<b>1.537</b> <b>13,04%</b>
	06h-22h	1.366 <b>11,32%</b>	1.273 <b>11,33%</b>	1.536 <b>11,35%</b>	1.427 <b>11,79%</b>	1.368 <b>11,00%</b>	1.492 <b>11,24%</b>	<b>1.410</b> <b>11,34%</b>
	08h-14h	587 <b>11,58%</b>	550 <b>11,40%</b>	698 <b>11,64%</b>	594 <b>11,38%</b>	583 <b>10,92%</b>	613 <b>11,06%</b>	<b>604</b> <b>11,33%</b>



Coeficientes	N							
	L							
Coeficiente	S							

Los datos en color negro corresponden al total de vehículos y los datos en color azul corresponden a vehículos pesados (en %)



Castilla-La Mancha

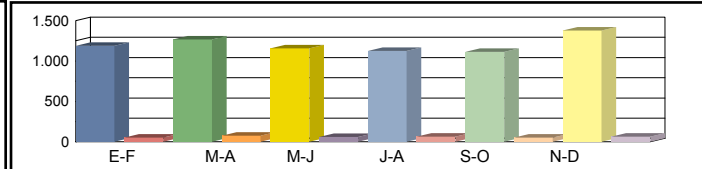
Consejería de Fomento

**Estación:** AB-201  
**Carretera:** CM-3226 p.k. 6,96 **Provincia:** ALBACETE  
**Ubicación:** Mahora - Navas de Jorquera  
**Año:** 2023  
**Tipo:** PRIMARIA

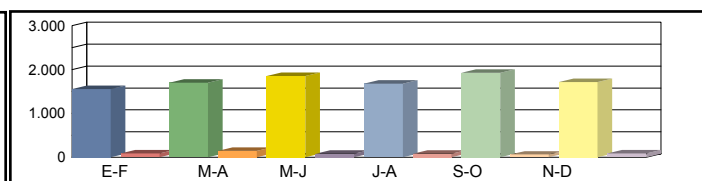
Dirección General de Carreteras

Ene-Feb	Mar-Abr	May-Jun	Jul-Ago	Sep-Oct	Nov-Dic	IMD
---------	---------	---------	---------	---------	---------	-----

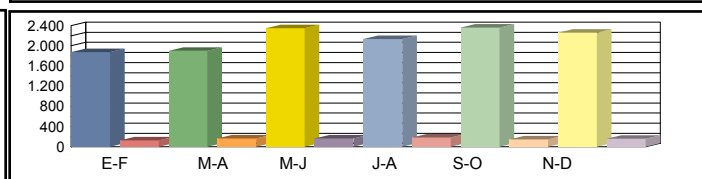
Media Domingos	00h-24h	1.188 <b>4,21%</b>	1.266 <b>5,69%</b>	1.158 <b>4,92%</b>	1.127 <b>5,32%</b>	1.114 <b>4,58%</b>	1.378 <b>4,43%</b>	1.205 <b>4,86%</b>
	06h-22h	1.012 <b>2,87%</b>	1.103 <b>4,17%</b>	1.035 <b>3,86%</b>	840 <b>4,64%</b>	1.069 <b>3,09%</b>	1.226 <b>3,43%</b>	1.048 <b>3,68%</b>
	08h-14h	286 <b>2,80%</b>	463 <b>2,81%</b>	526 <b>2,47%</b>	254 <b>9,06%</b>	609 <b>2,13%</b>	395 <b>4,81%</b>	422 <b>4,01%</b>



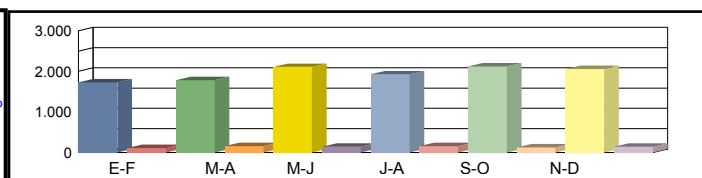
Media Sábados	00h-24h	1.552 <b>5,22%</b>	1.698 <b>7,89%</b>	1.852 <b>4,10%</b>	1.677 <b>4,71%</b>	1.926 <b>3,12%</b>	1.716 <b>4,90%</b>	1.737 <b>4,99%</b>
	06h-22h	1.345 <b>4,09%</b>	1.487 <b>5,85%</b>	1.606 <b>2,99%</b>	1.473 <b>3,73%</b>	1.715 <b>2,16%</b>	1.544 <b>4,73%</b>	1.528 <b>3,92%</b>
	08h-14h	540 <b>3,70%</b>	554 <b>8,12%</b>	679 <b>1,33%</b>	570 <b>2,98%</b>	661 <b>1,36%</b>	550 <b>3,82%</b>	592 <b>3,55%</b>



Media Laborales	00h-24h	1.874 <b>6,35%</b>	1.902 <b>8,10%</b>	2.350 <b>6,68%</b>	2.137 <b>8,00%</b>	2.361 <b>5,93%</b>	2.259 <b>6,55%</b>	2.147 <b>6,94%</b>
	06h-22h	1.699 <b>5,36%</b>	1.788 <b>6,99%</b>	2.144 <b>6,39%</b>	1.977 <b>7,69%</b>	2.187 <b>5,67%</b>	2.138 <b>5,99%</b>	1.989 <b>6,35%</b>
	08h-14h	711 <b>5,34%</b>	738 <b>6,50%</b>	954 <b>7,44%</b>	777 <b>10,55%</b>	965 <b>6,53%</b>	853 <b>6,92%</b>	833 <b>7,21%</b>



Media Diaria	00h-24h	1.730 <b>6,01%</b>	1.783 <b>7,85%</b>	2.108 <b>6,21%</b>	1.927 <b>7,37%</b>	2.121 <b>5,47%</b>	2.056 <b>6,18%</b>	<b>1.954</b> <b>6,52%</b>
	06h-22h	1.550 <b>4,97%</b>	1.647 <b>6,56%</b>	1.908 <b>5,77%</b>	1.743 <b>7,00%</b>	1.959 <b>5,00%</b>	1.923 <b>5,62%</b>	<b>1.788</b> <b>5,82%</b>
	08h-14h	626 <b>4,95%</b>	672 <b>6,25%</b>	854 <b>6,32%</b>	672 <b>9,52%</b>	870 <b>5,52%</b>	745 <b>6,44%</b>	<b>740</b> <b>6,50%</b>



Coeficientes	N	1,10300	1,06376	1,09608	1,08093	1,07956	1,05659	
	L	1,14568	1,12881	0,91362	1,00468	0,90936	0,95042	
Coeficiente	S							0,91004

Los datos en color negro corresponden al total de vehículos y los datos en color azul corresponden a vehículos pesados (en %)





Castilla-La Mancha

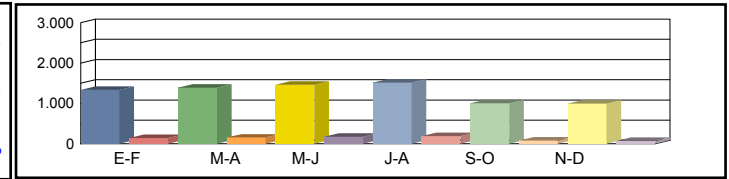
Consejería de Fomento

**Estación:** AB-202  
**Carretera:** CM-3226 p.k. 20,00 **Provincia:** ALBACETE  
**Ubicación:** Cenizate - Villamalea  
**Año:** 2023  
**Tipo:** COBERTURA

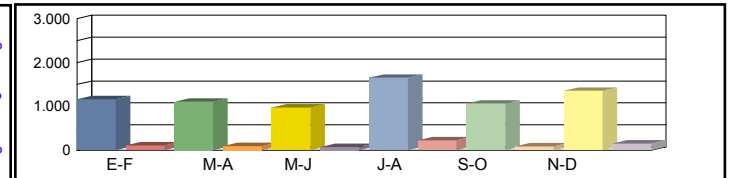
Dirección General de Carreteras

	Ene-Feb	Mar-Abr	May-Jun	Jul-Ago	Sep-Oct	Nov-Dic	IMD
--	---------	---------	---------	---------	---------	---------	-----

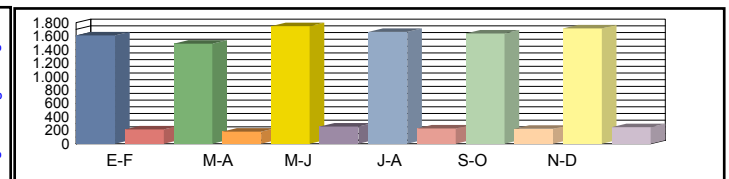
Media	00h-24h	1.338 9,80%	1.390 10,18%	1.462 10,70%	1.517 11,11%	1.008 7,38%	995 7,29%	1.285 9,41%
Domingos	06h-22h	-1 5,94%	-1 7,36%	-1 6,57%	-1 8,68%	-1 5,29%	-1 5,31%	-1 6,52%
	08h-14h	410 6,13%	507 7,59%	619 9,26%	427 6,39%	286 4,27%	309 4,62%	426 6,38%



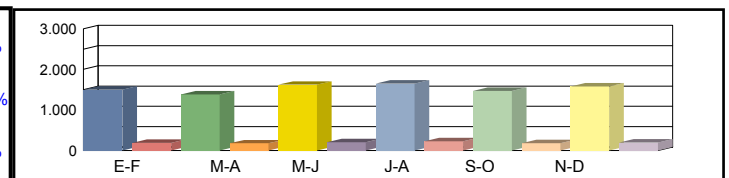
Media	00h-24h	1.161 8,50%	1.102 8,07%	972 7,12%	1.653 12,11%	1.064 7,79%	1.355 9,92%	1.218 8,92%
Sábados	06h-22h	-1 6,55%	-1 7,69%	-1 4,74%	-1 13,31%	-1 8,43%	-1 11,31%	-1 8,67%
	08h-14h	511 7,64%	350 5,23%	324 4,85%	424 6,34%	402 6,02%	431 6,44%	407 6,09%



Media	00h-24h	1.610 11,79%	1.486 10,88%	1.750 12,81%	1.662 12,18%	1.640 12,01%	1.714 12,55%	1.644 12,04%
Laborales	06h-22h	-1 16,66%	-1 19,97%	-1 25,88%	-1 24,88%		-1 24,22%	-1 22,32%
	08h-14h	595 8,90%	567 8,49%	704 10,54%	613 9,17%	628 9,39%	651 9,74%	626 9,37%



Media	00h-24h	1.500 11,19%	1.384 11,19%	1.621 11,13%	1.646 11,90%	1.467 10,75%	1.575 11,04%	1.532 11,20%
Diaria	06h-22h	-1 14,20%	-1 18,11%	-1 18,83%	-1 21,51%	-1 19,90%	-1 18,79%	-1 18,56%
	08h-14h	550 8,68%	516 8,54%	654 8,73%	556 8,53%	547 8,18%	575 8,29%	566 8,49%



Coeficientes	N							
	L							
Coeficiente	S							

Los datos en color negro corresponden al total de vehículos y los datos en color azul corresponden a vehículos pesados (en %)



**Castilla-La Mancha**

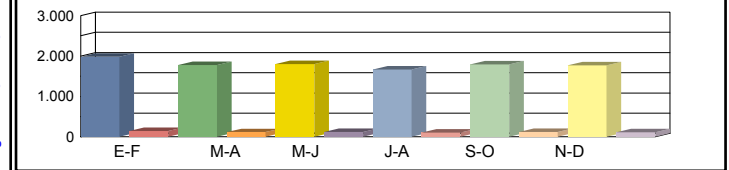
Consejería de Fomento

**Estación:** AB-203  
**Carretera:** CM-3218 p.k. 5,00 **Provincia:** ALBACETE  
**Ubicación:** Albacete - Tinajeros  
**Año:** 2023  
**Tipo:** COBERTURA

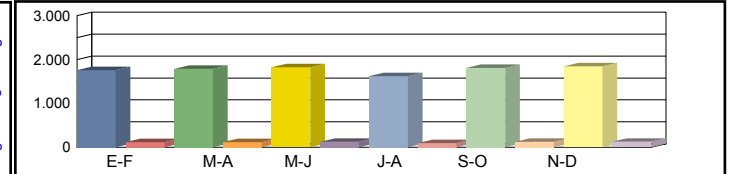
**Dirección General de Carreteras**

	Ene-Feb	Mar-Abr	May-Jun	Jul-Ago	Sep-Oct	Nov-Dic	IMD
--	---------	---------	---------	---------	---------	---------	-----

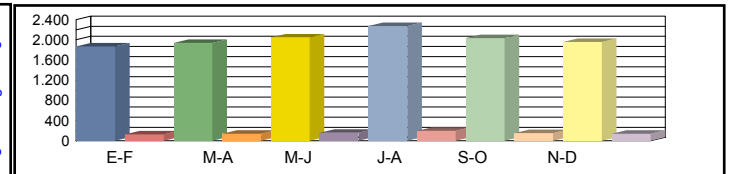
Media Domingos	00h-24h	1.980 <b>6,93%</b>	1.780 <b>6,23%</b>	1.803 <b>6,31%</b>	1.665 <b>5,82%</b>	1.796 <b>6,28%</b>	1.768 <b>6,18%</b>	1.799 <b>6,29%</b>
	06h-22h	1.805 <b>5,71%</b>	1.602 <b>5,06%</b>	1.588 <b>5,02%</b>	1.447 <b>4,57%</b>	1.586 <b>5,01%</b>	1.597 <b>5,05%</b>	1.604 <b>5,07%</b>
	08h-14h	553 <b>6,95%</b>	457 <b>5,74%</b>	459 <b>5,78%</b>	417 <b>5,24%</b>	446 <b>5,61%</b>	453 <b>5,70%</b>	464 <b>5,84%</b>



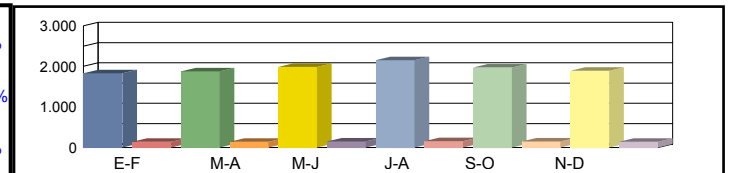
Media Sábados	00h-24h	1.760 <b>6,16%</b>	1.789 <b>6,26%</b>	1.822 <b>6,37%</b>	1.619 <b>5,66%</b>	1.812 <b>6,34%</b>	1.845 <b>6,46%</b>	1.774 <b>6,21%</b>
	06h-22h	1.572 <b>4,97%</b>	1.606 <b>5,08%</b>	1.624 <b>5,13%</b>	1.456 <b>4,60%</b>	1.601 <b>5,06%</b>	1.661 <b>5,25%</b>	1.587 <b>5,02%</b>
	08h-14h	550 <b>6,92%</b>	580 <b>7,29%</b>	594 <b>7,47%</b>	513 <b>6,45%</b>	564 <b>7,10%</b>	543 <b>6,82%</b>	557 <b>7,01%</b>



Media Laborales	00h-24h	1.869 <b>6,54%</b>	1.941 <b>6,79%</b>	2.050 <b>7,17%</b>	2.276 <b>7,96%</b>	2.036 <b>7,12%</b>	1.956 <b>6,84%</b>	2.021 <b>7,07%</b>
	06h-22h	1.731 <b>5,47%</b>	1.790 <b>5,66%</b>	1.858 <b>5,87%</b>	2.034 <b>6,43%</b>	1.857 <b>5,87%</b>	1.787 <b>5,65%</b>	1.843 <b>5,83%</b>
	08h-14h	533 <b>6,70%</b>	548 <b>6,88%</b>	559 <b>7,03%</b>	634 <b>7,97%</b>	578 <b>7,27%</b>	578 <b>7,27%</b>	572 <b>7,19%</b>



Media Diaria	00h-24h	1.826 <b>6,96%</b>	1.873 <b>6,87%</b>	1.986 <b>6,90%</b>	2.150 <b>6,73%</b>	1.970 <b>6,89%</b>	1.893 <b>6,89%</b>	<b>1.950</b> <b>6,87%</b>
	06h-22h	1.686 <b>5,72%</b>	1.720 <b>5,64%</b>	1.786 <b>5,64%</b>	1.907 <b>5,50%</b>	1.782 <b>5,63%</b>	1.724 <b>5,66%</b>	<b>1.768</b> <b>5,63%</b>
	08h-14h	526 <b>7,17%</b>	532 <b>7,05%</b>	545 <b>7,08%</b>	599 <b>6,86%</b>	557 <b>7,01%</b>	555 <b>6,98%</b>	<b>552</b> <b>7,03%</b>



Coeficientes	N						
	L						
Coeficiente	S						

Los datos en color negro corresponden al total de vehículos y los datos en color azul corresponden a vehículos pesados (en %)



Castilla-La Mancha

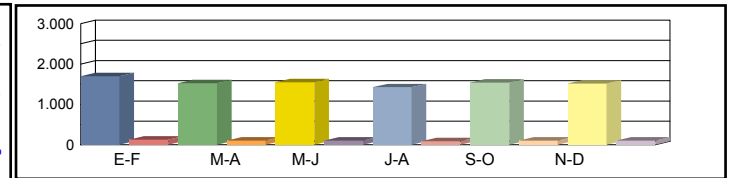
Consejería de Fomento

**Estación:** AB-204  
**Carretera:** CM-3218 p.k. 14,00 **Provincia:** ALBACETE  
**Ubicación:** Tinajeros - Valdeganga  
**Año:** 2023  
**Tipo:** COBERTURA

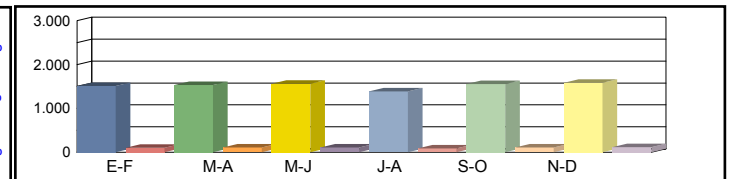
Dirección General de Carreteras

Ene-Feb	Mar-Abr	May-Jun	Jul-Ago	Sep-Oct	Nov-Dic	IMD
---------	---------	---------	---------	---------	---------	-----

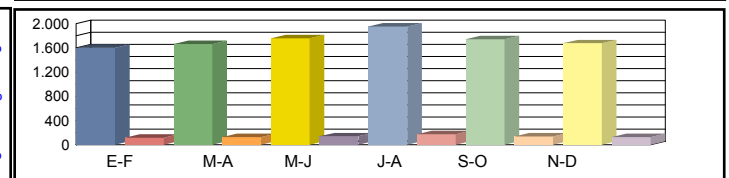
Media Domingos	00h-24h	1.697 <b>7,19%</b>	1.526 <b>6,46%</b>	1.546 <b>6,55%</b>	1.427 <b>6,05%</b>	1.539 <b>6,52%</b>	1.515 <b>6,42%</b>	1.542 <b>6,53%</b>
	06h-22h	1.533 <b>5,05%</b>	1.360 <b>4,49%</b>	1.349 <b>4,45%</b>	1.229 <b>4,05%</b>	1.347 <b>4,44%</b>	1.356 <b>4,47%</b>	1.362 <b>4,49%</b>
	08h-14h	428 <b>6,19%</b>	354 <b>5,11%</b>	356 <b>5,15%</b>	323 <b>4,67%</b>	346 <b>5,00%</b>	351 <b>5,08%</b>	360 <b>5,20%</b>



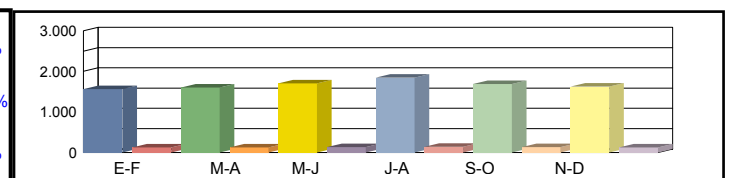
Media Sábados	00h-24h	1.509 <b>6,39%</b>	1.534 <b>6,50%</b>	1.562 <b>6,62%</b>	1.388 <b>5,88%</b>	1.553 <b>6,58%</b>	1.582 <b>6,70%</b>	1.521 <b>6,44%</b>
	06h-22h	1.335 <b>4,40%</b>	1.364 <b>4,50%</b>	1.379 <b>4,55%</b>	1.236 <b>4,08%</b>	1.360 <b>4,48%</b>	1.410 <b>4,65%</b>	1.347 <b>4,44%</b>
	08h-14h	427 <b>6,16%</b>	449 <b>6,49%</b>	461 <b>6,66%</b>	398 <b>5,74%</b>	438 <b>6,32%</b>	421 <b>6,08%</b>	432 <b>6,24%</b>



Media Laborales	00h-24h	1.602 <b>6,79%</b>	1.663 <b>7,05%</b>	1.757 <b>7,45%</b>	1.951 <b>8,26%</b>	1.745 <b>7,39%</b>	1.677 <b>7,10%</b>	1.732 <b>7,34%</b>
	06h-22h	1.470 <b>4,85%</b>	1.520 <b>5,01%</b>	1.578 <b>5,20%</b>	1.727 <b>5,69%</b>	1.577 <b>5,20%</b>	1.518 <b>5,00%</b>	1.565 <b>5,16%</b>
	08h-14h	413 <b>5,97%</b>	424 <b>6,13%</b>	433 <b>6,26%</b>	492 <b>7,10%</b>	448 <b>6,47%</b>	448 <b>6,47%</b>	443 <b>6,40%</b>



Media Diaria	00h-24h	1.565 <b>7,22%</b>	1.604 <b>7,13%</b>	1.702 <b>7,16%</b>	1.843 <b>6,98%</b>	1.688 <b>7,15%</b>	1.623 <b>7,15%</b>	<b>1.671</b> <b>7,13%</b>
	06h-22h	1.432 <b>5,07%</b>	1.461 <b>5,00%</b>	1.517 <b>5,00%</b>	1.619 <b>4,88%</b>	1.513 <b>4,99%</b>	1.465 <b>5,02%</b>	<b>1.501</b> <b>4,99%</b>
	08h-14h	408 <b>6,39%</b>	411 <b>6,28%</b>	422 <b>6,31%</b>	465 <b>6,11%</b>	432 <b>6,24%</b>	430 <b>6,22%</b>	<b>428</b> <b>6,26%</b>



Coeficientes	N							
	L							
Coeficiente	S							

Los datos en color negro corresponden al total de vehículos y los datos en color azul corresponden a vehículos pesados (en %)



**Castilla-La Mancha**

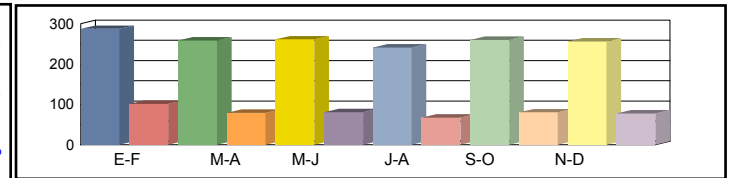
Consejería de Fomento

**Estación:** AB-205  
**Carretera:** CM-3218 p.k. 30,50 **Provincia:** ALBACETE  
**Ubicación:** Valdeganga - Abengibre  
**Año:** 2023  
**Tipo:** COBERTURA

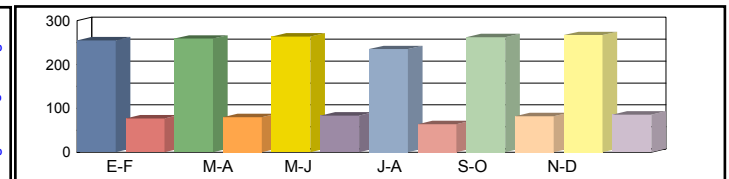
**Dirección General de Carreteras**

Ene-Feb	Mar-Abr	May-Jun	Jul-Ago	Sep-Oct	Nov-Dic	IMD
---------	---------	---------	---------	---------	---------	-----

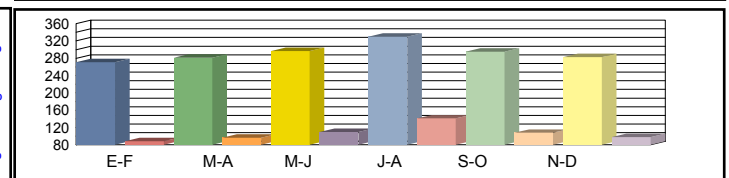
Media Domingos	00h-24h	287 <b>26,05%</b>	258 <b>23,42%</b>	261 <b>23,72%</b>	241 <b>21,90%</b>	260 <b>23,62%</b>	256 <b>23,25%</b>	260 <b>23,66%</b>
	06h-22h	229 <b>24,30%</b>	204 <b>21,57%</b>	202 <b>21,38%</b>	184 <b>19,48%</b>	202 <b>21,35%</b>	203 <b>21,49%</b>	204 <b>21,60%</b>
	08h-14h	100 <b>28,24%</b>	83 <b>23,32%</b>	83 <b>23,47%</b>	76 <b>21,30%</b>	81 <b>22,81%</b>	82 <b>23,16%</b>	84 <b>23,72%</b>



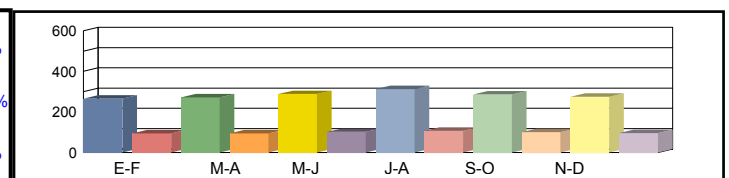
Media Sábados	00h-24h	255 <b>23,15%</b>	259 <b>23,54%</b>	264 <b>23,97%</b>	235 <b>21,30%</b>	262 <b>23,83%</b>	267 <b>24,27%</b>	257 <b>23,34%</b>
	06h-22h	200 <b>21,17%</b>	204 <b>21,63%</b>	206 <b>21,86%</b>	185 <b>19,60%</b>	203 <b>21,56%</b>	211 <b>22,36%</b>	202 <b>21,36%</b>
	08h-14h	100 <b>28,11%</b>	105 <b>29,61%</b>	108 <b>30,35%</b>	93 <b>26,20%</b>	103 <b>28,83%</b>	99 <b>27,72%</b>	101 <b>28,47%</b>



Media Laborales	00h-24h	271 <b>24,59%</b>	281 <b>25,53%</b>	297 <b>26,97%</b>	330 <b>29,94%</b>	295 <b>26,78%</b>	283 <b>25,73%</b>	293 <b>26,59%</b>
	06h-22h	220 <b>23,30%</b>	228 <b>24,10%</b>	236 <b>25,01%</b>	258 <b>27,38%</b>	236 <b>25,00%</b>	227 <b>24,06%</b>	234 <b>24,81%</b>
	08h-14h	97 <b>27,23%</b>	99 <b>27,97%</b>	102 <b>28,55%</b>	115 <b>32,40%</b>	105 <b>29,52%</b>	105 <b>29,52%</b>	104 <b>29,20%</b>



Media Diaria	00h-24h	265 <b>26,16%</b>	271 <b>25,84%</b>	288 <b>25,94%</b>	312 <b>25,30%</b>	285 <b>25,91%</b>	274 <b>25,92%</b>	<b>282</b> <b>25,84%</b>
	06h-22h	214 <b>24,35%</b>	219 <b>24,03%</b>	227 <b>24,04%</b>	242 <b>23,44%</b>	226 <b>23,99%</b>	219 <b>24,12%</b>	<b>224</b> <b>23,99%</b>
	08h-14h	96 <b>29,14%</b>	96 <b>28,65%</b>	99 <b>28,78%</b>	109 <b>27,87%</b>	101 <b>28,47%</b>	101 <b>28,36%</b>	<b>100</b> <b>28,54%</b>



Coeficientes	N							
	L							
Coeficiente	S							

Los datos en color negro corresponden al total de vehículos y los datos en color azul corresponden a vehículos pesados (en %)



**Castilla-La Mancha**

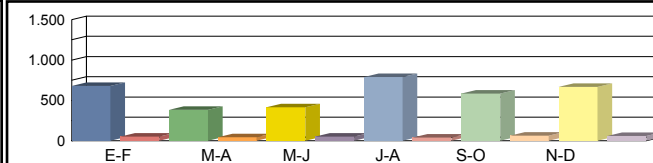
Consejería de Fomento

**Estación:** AB-206  
**Carretera:** CM-3218 p.k. 40,80 **Provincia:** ALBACETE  
**Ubicación:** Abengibre - Casas - Ibáñez  
**Año:** 2023  
**Tipo:** PRIMARIA

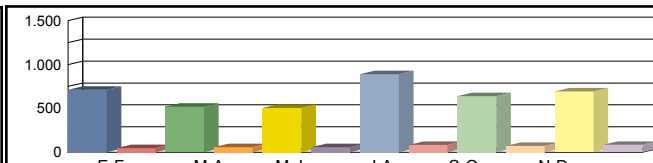
**Dirección General de Carreteras**

Ene-Feb	Mar-Abr	May-Jun	Jul-Ago	Sep-Oct	Nov-Dic	IMD
---------	---------	---------	---------	---------	---------	-----

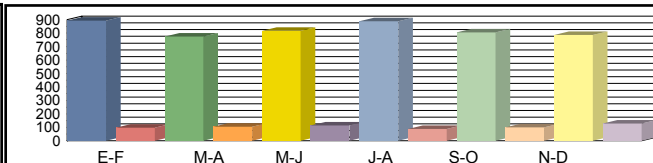
Media Domingos	00h-24h	681 <b>7,05%</b>	386 <b>10,36%</b>	417 <b>11,03%</b>	790 <b>5,06%</b>	586 <b>9,73%</b>	669 <b>8,22%</b>	588 <b>8,58%</b>
	06h-22h	559 <b>6,26%</b>	319 <b>8,46%</b>	363 <b>7,16%</b>	647 <b>4,33%</b>	531 <b>6,97%</b>	623 <b>7,54%</b>	507 <b>6,79%</b>
	08h-14h	175 <b>5,71%</b>	146 <b>8,22%</b>	112 <b>10,71%</b>	210 <b>5,71%</b>	200 <b>7,00%</b>	197 <b>8,12%</b>	173 <b>7,58%</b>



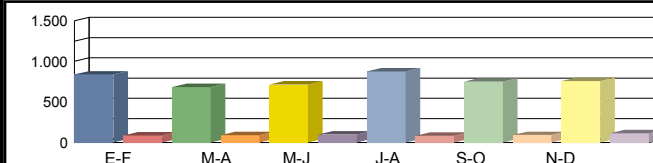
Media Sábados	00h-24h	713 <b>6,03%</b>	519 <b>9,83%</b>	505 <b>10,10%</b>	889 <b>8,55%</b>	640 <b>10,31%</b>	695 <b>10,94%</b>	660 <b>9,29%</b>
	06h-22h	619 <b>4,20%</b>	450 <b>7,56%</b>	448 <b>9,82%</b>	830 <b>7,23%</b>	580 <b>8,97%</b>	634 <b>9,15%</b>	594 <b>7,82%</b>
	08h-14h	256 <b>3,52%</b>	225 <b>9,33%</b>	188 <b>14,36%</b>	356 <b>9,55%</b>	290 <b>7,93%</b>	212 <b>6,60%</b>	254 <b>8,55%</b>



Media Laborales	00h-24h	894 <b>9,84%</b>	774 <b>11,89%</b>	817 <b>12,24%</b>	889 <b>9,11%</b>	805 <b>11,06%</b>	786 <b>13,99%</b>	828 <b>11,36%</b>
	06h-22h	790 <b>7,85%</b>	685 <b>10,80%</b>	743 <b>10,63%</b>	848 <b>7,78%</b>	733 <b>9,82%</b>	726 <b>12,95%</b>	754 <b>9,97%</b>
	08h-14h	332 <b>8,73%</b>	293 <b>9,90%</b>	346 <b>10,12%</b>	310 <b>8,71%</b>	346 <b>9,54%</b>	327 <b>12,23%</b>	326 <b>9,87%</b>



Media Diaria	00h-24h	838 <b>9,07%</b>	682 <b>11,58%</b>	715 <b>11,89%</b>	874 <b>8,47%</b>	750 <b>10,80%</b>	757 <b>12,95%</b>	<b>769</b> <b>10,79%</b>
	06h-22h	732 <b>7,24%</b>	599 <b>10,18%</b>	646 <b>10,22%</b>	817 <b>7,34%</b>	682 <b>9,38%</b>	698 <b>11,75%</b>	<b>696</b> <b>9,35%</b>
	08h-14h	298 <b>7,72%</b>	262 <b>9,54%</b>	291 <b>10,65%</b>	303 <b>8,58%</b>	317 <b>9,15%</b>	292 <b>11,30%</b>	<b>294</b> <b>9,49%</b>



Coeficientes	N	1,13165	1,12993	1,09960	1,04835	1,09823	1,08264	
	L	0,92617	1,06977	1,01346	0,93138	1,02857	1,05344	
Coeficiente	S							0,92961

Los datos en color negro corresponden al total de vehículos y los datos en color azul corresponden a vehículos pesados (en %)



Castilla-La Mancha

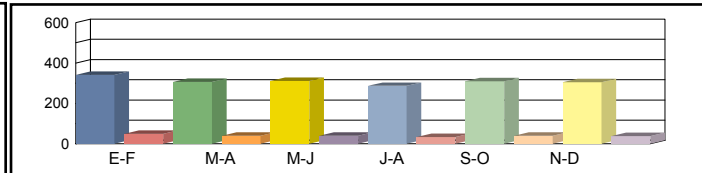
Consejería de Fomento

**Estación:** AB-207  
**Carretera:** CM-3227 p.k. 4,00 **Provincia:** ALBACETE  
**Ubicación:** Int CM-332(Villavaliante) - Casas del Cerro  
**Año:** 2023  
**Tipo:** COBERTURA

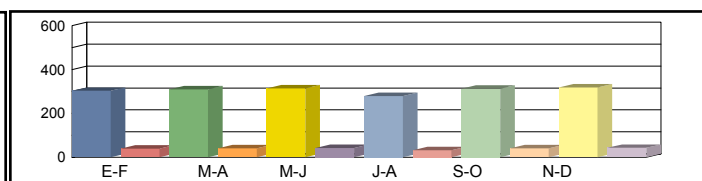
Dirección General de Carreteras

Ene-Feb	Mar-Abr	May-Jun	Jul-Ago	Sep-Oct	Nov-Dic	IMD
---------	---------	---------	---------	---------	---------	-----

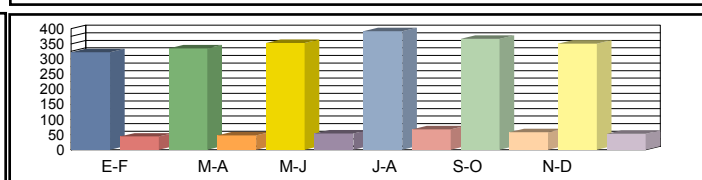
Media Domingos	00h-24h	341 <b>12,75%</b>	307 <b>11,46%</b>	311 <b>11,61%</b>	287 <b>10,72%</b>	310 <b>11,56%</b>	305 <b>11,38%</b>	310 <b>11,58%</b>
	06h-22h	268 <b>11,97%</b>	238 <b>10,63%</b>	236 <b>10,54%</b>	215 <b>9,60%</b>	236 <b>10,52%</b>	237 <b>10,59%</b>	238 <b>10,64%</b>
	08h-14h	115 <b>12,75%</b>	95 <b>10,53%</b>	95 <b>10,60%</b>	87 <b>9,62%</b>	93 <b>10,30%</b>	94 <b>10,46%</b>	96 <b>10,71%</b>



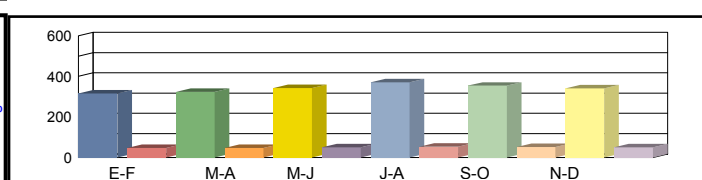
Media Sábados	00h-24h	303 <b>11,33%</b>	309 <b>11,52%</b>	314 <b>11,73%</b>	279 <b>10,42%</b>	312 <b>11,66%</b>	318 <b>11,88%</b>	306 <b>11,42%</b>
	06h-22h	234 <b>10,43%</b>	239 <b>10,66%</b>	241 <b>10,77%</b>	216 <b>9,66%</b>	238 <b>10,62%</b>	247 <b>11,02%</b>	236 <b>10,53%</b>
	08h-14h	114 <b>12,69%</b>	120 <b>13,37%</b>	123 <b>13,71%</b>	106 <b>11,83%</b>	117 <b>13,02%</b>	113 <b>12,52%</b>	116 <b>12,86%</b>



Media Laborales	00h-24h	322 <b>12,03%</b>	335 <b>12,49%</b>	353 <b>13,20%</b>	392 <b>14,65%</b>	366 <b>13,67%</b>	351 <b>13,11%</b>	353 <b>13,19%</b>
	06h-22h	257 <b>11,48%</b>	266 <b>11,88%</b>	276 <b>12,33%</b>	302 <b>13,49%</b>	288 <b>12,87%</b>	276 <b>12,32%</b>	278 <b>12,39%</b>
	08h-14h	111 <b>12,30%</b>	114 <b>12,63%</b>	116 <b>12,89%</b>	132 <b>14,63%</b>	128 <b>14,19%</b>	120 <b>13,33%</b>	120 <b>13,33%</b>



Media Diaria	00h-24h	315 <b>12,80%</b>	323 <b>12,64%</b>	342 <b>12,70%</b>	370 <b>12,38%</b>	354 <b>12,68%</b>	340 <b>12,68%</b>	<b>341</b> <b>12,65%</b>
	06h-22h	250 <b>12,00%</b>	256 <b>11,84%</b>	265 <b>11,84%</b>	283 <b>11,55%</b>	276 <b>11,82%</b>	266 <b>11,89%</b>	<b>266</b> <b>11,82%</b>
	08h-14h	110 <b>13,16%</b>	111 <b>12,94%</b>	113 <b>13,00%</b>	125 <b>12,59%</b>	123 <b>12,86%</b>	115 <b>12,81%</b>	<b>116</b> <b>12,89%</b>



Coeficientes	N							
	L							
Coeficiente	S							

Los datos en color negro corresponden al total de vehículos y los datos en color azul corresponden a vehículos pesados (en %)



Castilla-La Mancha

Consejería de Fomento

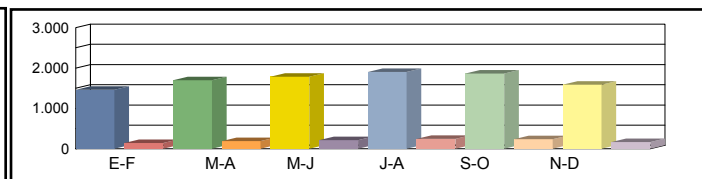
**Estación:** AB-208  
**Carretera:** CM-3211 p.k. 5,50 **Provincia:** ALBACETE  
**Ubicación:** Int. A-31 - Pétrola  
**Año:** 2023  
**Tipo:** COBERTURA

Dirección General de Carreteras

	Ene-Feb	Mar-Abr	May-Jun	Jul-Ago	Sep-Oct	Nov-Dic	IMD
--	---------	---------	---------	---------	---------	---------	-----

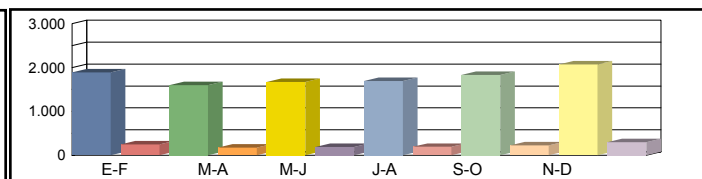
Media 00h-24h  
 Domingos 06h-22h  
 08h-14h

1.463	8,85%	1.700	10,28%	1.784	10,79%	1.905	11,52%	1.864	11,27%	1.592	9,63%	1.718	10,39%
1.329	7,55%	1.502	8,53%	1.603	9,11%	1.642	9,33%	1.703	9,67%	1.439	8,18%	1.536	8,73%
422	5,86%	488	6,76%	584	8,10%	844	11,70%	642	8,90%	336	4,66%	553	7,66%



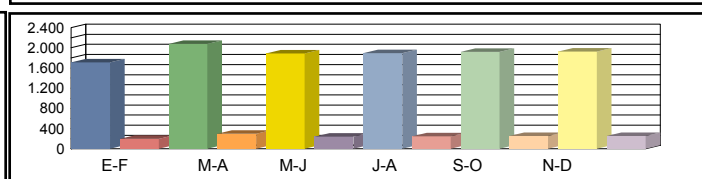
Media 00h-24h  
 Sábados 06h-22h  
 08h-14h

1.890	11,43%	1.599	9,67%	1.669	10,09%	1.691	10,23%	1.830	11,07%	2.073	12,54%	1.792	10,84%
1.692	9,62%	1.470	8,35%	1.526	8,67%	1.532	8,70%	1.693	9,62%	1.911	10,86%	1.637	9,30%
731	10,14%	730	10,13%	732	10,15%	826	11,46%	940	13,04%	932	12,92%	815	11,31%



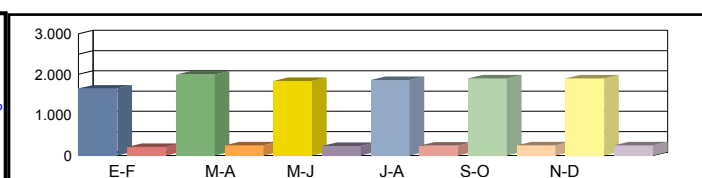
Media 00h-24h  
 Laborales 06h-22h  
 08h-14h

1.714	10,37%	2.077	12,56%	1.890	11,43%	1.896	11,47%	1.920	11,61%	1.928	11,66%	1.904	11,52%
1.589	9,03%	1.934	10,99%	1.714	9,74%	1.734	9,85%	1.770	10,06%	1.795	10,20%	1.756	9,98%
712	9,87%	872	12,10%	742	10,30%	746	10,34%	792	10,98%	851	11,80%	786	10,90%



Media 00h-24h  
 Diaria 06h-22h  
 08h-14h

1.652	11,19%	1.993	11,15%	1.836	11,28%	1.862	11,40%	1.899	11,49%	1.903	11,46%	<b>1.858</b>	11,33%
1.523	9,64%	1.845	9,60%	1.657	9,72%	1.683	9,76%	1.749	9,94%	1.767	9,90%	<b>1.704</b>	9,76%
657	10,13%	814	10,26%	706	10,45%	758	11,15%	792	10,98%	802	10,36%	<b>755</b>	10,56%



Coeficientes N  
 L  
 Coeficiente S


Los datos en color negro corresponden al total de vehículos y los datos en color azul corresponden a vehículos pesados (en %)



Castilla-La Mancha

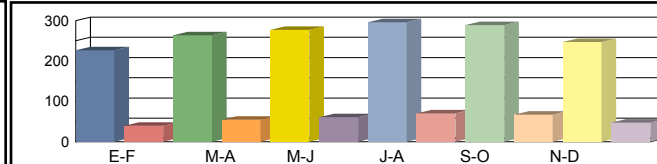
Consejería de Fomento

**Estación:** AB-209  
**Carretera:** CM-3265 p.k. 4,80 **Provincia:** ALBACETE  
**Ubicación:** Int. A-31 - Pétrola  
**Año:** 2023  
**Tipo:** COBERTURA

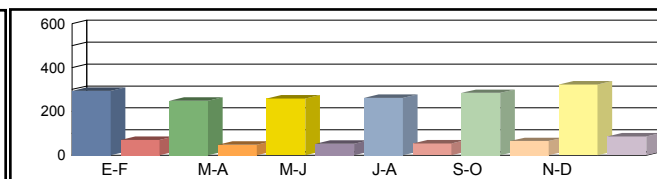
Dirección General de Carreteras

	Ene-Feb	Mar-Abr	May-Jun	Jul-Ago	Sep-Oct	Nov-Dic	IMD
--	---------	---------	---------	---------	---------	---------	-----

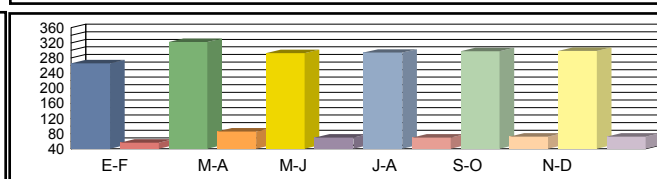
Media Domingos	00h-24h	227 14,83%	264 17,23%	277 18,08%	296 19,31%	289 18,89%	247 16,13%	267 17,41%
	06h-22h	172 14,76%	194 16,67%	207 17,80%	212 18,23%	220 18,90%	186 15,98%	198 17,06%
	08h-14h	44 9,64%	51 11,13%	61 13,33%	88 19,25%	67 14,64%	35 7,66%	58 12,61%



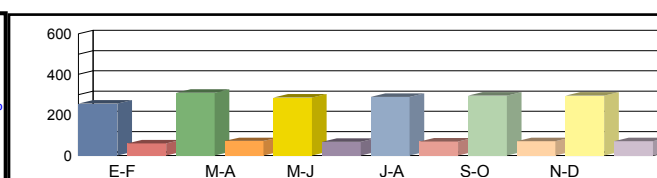
Media Sábados	00h-24h	293 19,16%	248 16,21%	259 16,92%	262 17,14%	284 18,55%	322 21,02%	278 18,16%
	06h-22h	219 18,79%	190 16,32%	197 16,94%	198 17,00%	219 18,80%	247 21,21%	212 18,18%
	08h-14h	77 16,68%	77 16,67%	77 16,70%	87 18,85%	99 21,46%	98 21,26%	86 18,60%



Media Laborales	00h-24h	266 17,37%	322 21,05%	293 19,16%	294 19,22%	298 19,46%	299 19,54%	295 19,30%
	06h-22h	206 17,64%	250 21,47%	222 19,03%	224 19,25%	229 19,65%	232 19,92%	227 19,50%
	08h-14h	75 16,24%	91 19,90%	78 16,94%	78 17,02%	83 18,07%	89 19,41%	82 17,93%



Media Diaria	00h-24h	256 18,76%	309 18,68%	285 18,90%	289 19,11%	295 19,25%	295 19,21%	288 18,98%
	06h-22h	197 18,83%	239 18,75%	215 19,00%	217 19,07%	226 19,42%	228 19,35%	220 19,07%
	08h-14h	69 16,67%	85 16,88%	74 17,20%	79 18,35%	83 18,07%	84 17,04%	79 17,37%



Coeficientes	N							
	L							
Coeficiente	S							

Los datos en color negro corresponden al total de vehículos y los datos en color azul corresponden a vehículos pesados (en %)





Castilla-La Mancha

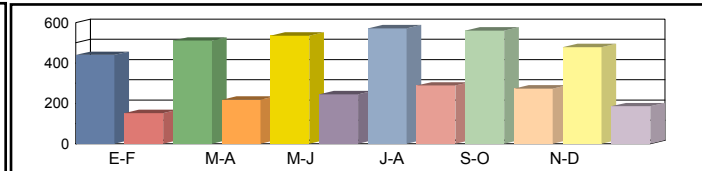
Consejería de Fomento

**Estación:** AB-210  
**Carretera:** CM-3261 p.k. 7,00 **Provincia:** ALBACETE  
**Ubicación:** Pétrola - Corral-Rubio  
**Año:** 2023  
**Tipo:** COBERTURA

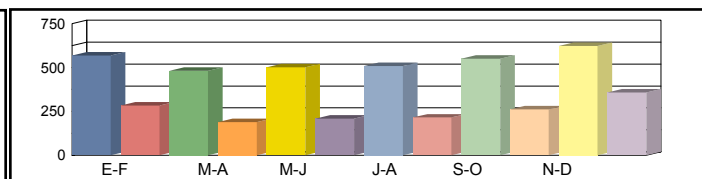
Dirección General de Carreteras

	Ene-Feb	Mar-Abr	May-Jun	Jul-Ago	Sep-Oct	Nov-Dic	IMD
--	---------	---------	---------	---------	---------	---------	-----

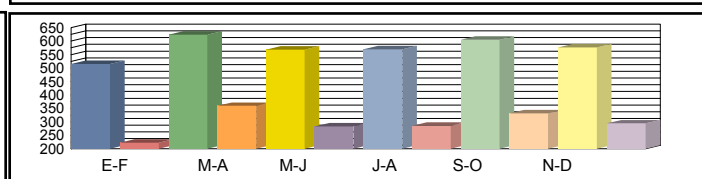
Media Domingos	00h-24h	440 <b>25,76%</b>	511 <b>29,92%</b>	536 <b>31,40%</b>	572 <b>33,53%</b>	560 <b>32,80%</b>	478 <b>28,02%</b>	516 <b>30,24%</b>
	06h-22h	338 <b>24,03%</b>	382 <b>27,15%</b>	408 <b>28,99%</b>	417 <b>29,68%</b>	433 <b>30,78%</b>	366 <b>26,02%</b>	391 <b>27,78%</b>
	08h-14h	109 <b>7,28%</b>	126 <b>8,41%</b>	151 <b>10,07%</b>	218 <b>14,55%</b>	166 <b>11,06%</b>	87 <b>5,79%</b>	143 <b>9,53%</b>



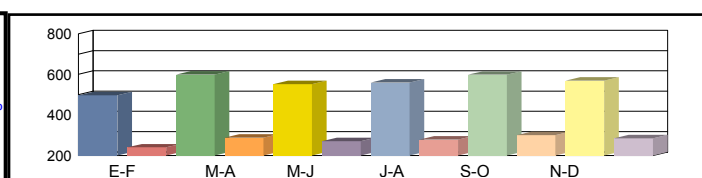
Media Sábados	00h-24h	568 <b>33,26%</b>	481 <b>28,15%</b>	501 <b>29,37%</b>	508 <b>29,76%</b>	550 <b>32,21%</b>	623 <b>36,50%</b>	538 <b>31,54%</b>
	06h-22h	430 <b>30,60%</b>	374 <b>26,58%</b>	388 <b>27,59%</b>	389 <b>27,69%</b>	430 <b>30,61%</b>	486 <b>34,54%</b>	416 <b>29,60%</b>
	08h-14h	189 <b>12,60%</b>	189 <b>12,60%</b>	189 <b>12,62%</b>	214 <b>14,24%</b>	243 <b>16,22%</b>	241 <b>16,07%</b>	211 <b>14,06%</b>



Media Laborales	00h-24h	515 <b>30,17%</b>	624 <b>36,56%</b>	568 <b>33,26%</b>	570 <b>33,38%</b>	605 <b>35,43%</b>	577 <b>33,80%</b>	576 <b>33,77%</b>
	06h-22h	404 <b>28,73%</b>	492 <b>34,97%</b>	436 <b>30,99%</b>	441 <b>31,35%</b>	471 <b>33,47%</b>	450 <b>32,00%</b>	449 <b>31,92%</b>
	08h-14h	184 <b>12,28%</b>	226 <b>15,04%</b>	192 <b>12,80%</b>	193 <b>12,86%</b>	216 <b>14,36%</b>	205 <b>13,66%</b>	203 <b>13,50%</b>



Media Diaria	00h-24h	496 <b>32,57%</b>	599 <b>32,43%</b>	552 <b>32,82%</b>	560 <b>33,18%</b>	598 <b>33,43%</b>	569 <b>33,36%</b>	<b>562</b> <b>32,97%</b>
	06h-22h	387 <b>30,66%</b>	469 <b>30,53%</b>	422 <b>30,94%</b>	428 <b>31,05%</b>	466 <b>31,63%</b>	443 <b>31,51%</b>	<b>436</b> <b>31,05%</b>
	08h-14h	170 <b>12,60%</b>	211 <b>12,76%</b>	183 <b>13,00%</b>	196 <b>13,87%</b>	216 <b>13,65%</b>	193 <b>12,88%</b>	<b>195</b> <b>13,13%</b>



Coeficientes	N							
	L							

Coeficiente	S							
-------------	---	--	--	--	--	--	--	--

Los datos en color negro corresponden al total de vehículos y los datos en color azul corresponden a vehículos pesados (en %)



Castilla-La Mancha

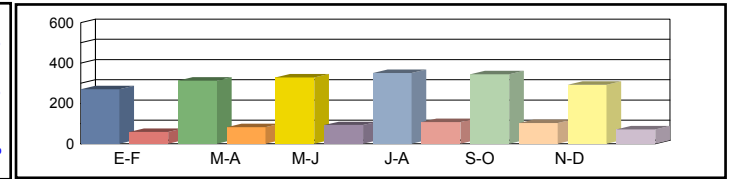
Consejería de Fomento

**Estación:** AB-211  
**Carretera:** CM-3261 p.k. 13,00 **Provincia:** ALBACETE  
**Ubicación:** Corral-Rubio - Bonete  
**Año:** 2023  
**Tipo:** COBERTURA

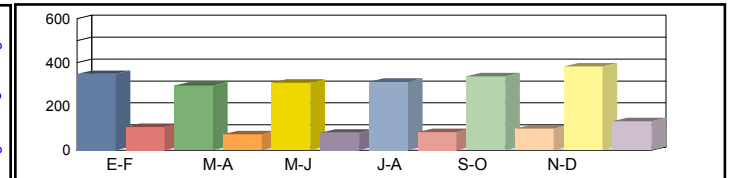
Dirección General de Carreteras

	Ene-Feb	Mar-Abr	May-Jun	Jul-Ago	Sep-Oct	Nov-Dic	IMD
--	---------	---------	---------	---------	---------	---------	-----

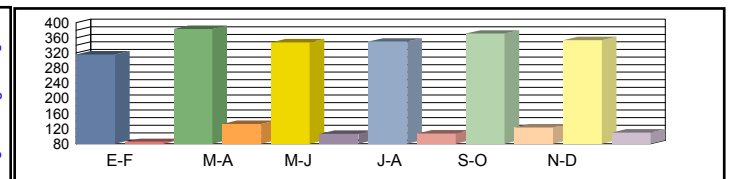
Media Domingos	00h-24h	270 18,09%	313 21,01%	329 22,04%	351 23,54%	344 23,03%	293 19,67%	317 21,23%
	06h-22h	203 15,02%	229 16,97%	245 18,12%	250 18,55%	260 19,24%	220 16,26%	234 17,36%
	08h-14h	54 10,56%	62 12,19%	74 14,60%	108 21,09%	82 16,04%	43 8,40%	70 13,81%



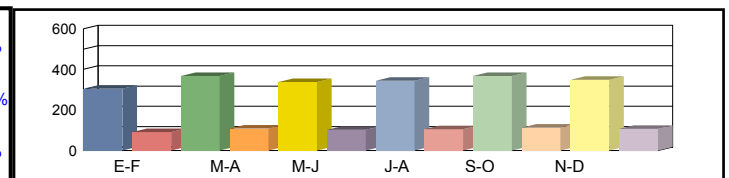
Media Sábados	00h-24h	348 23,35%	295 19,76%	308 20,62%	312 20,89%	337 22,61%	382 25,62%	330 22,15%
	06h-22h	258 19,12%	224 16,61%	233 17,25%	234 17,31%	258 19,13%	291 21,59%	250 18,50%
	08h-14h	93 18,27%	93 18,26%	93 18,29%	105 20,65%	120 23,51%	119 23,29%	104 20,38%



Media Laborales	00h-24h	316 21,18%	383 25,67%	348 23,35%	350 23,44%	371 24,88%	354 23,73%	354 23,71%
	06h-22h	242 17,96%	295 21,85%	261 19,37%	265 19,60%	282 20,92%	270 20,00%	269 19,95%
	08h-14h	91 17,80%	111 21,80%	95 18,56%	95 18,65%	106 20,82%	101 19,80%	100 19,57%



Media Diaria	00h-24h	305 22,87%	368 22,77%	338 23,04%	344 23,30%	367 23,47%	349 23,42%	345 23,15%
	06h-22h	232 19,16%	281 19,08%	252 19,34%	257 19,41%	279 19,77%	266 19,69%	261 19,41%
	08h-14h	84 18,26%	104 18,50%	90 18,84%	96 20,11%	106 19,79%	95 18,67%	96 19,03%



Coeficientes	N							
	L							
Coeficiente	S							

Los datos en color negro corresponden al total de vehículos y los datos en color azul corresponden a vehículos pesados (en %)



Castilla-La Mancha

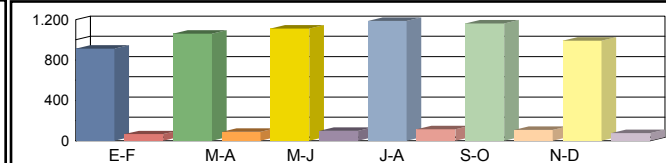
Consejería de Fomento

**Estación:** AB-212  
**Carretera:** CM-3209 p.k. 38,00 **Provincia:** ALBACETE  
**Ubicación:** Bonete - Montealegre del Castillo  
**Año:** 2023  
**Tipo:** COBERTURA

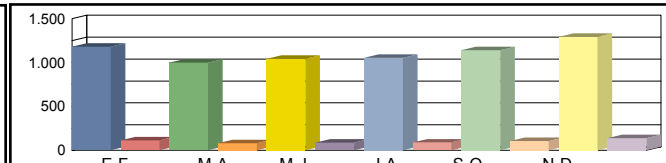
Dirección General de Carreteras

	Ene-Feb	Mar-Abr	May-Jun	Jul-Ago	Sep-Oct	Nov-Dic	IMD
--	---------	---------	---------	---------	---------	---------	-----

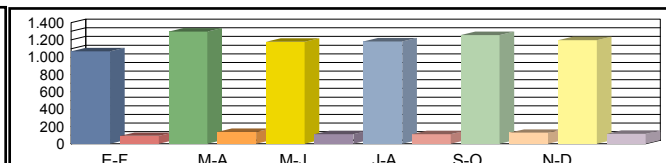
Media Domingos	00h-24h	913 6,74%	1.061 7,83%	1.113 8,22%	1.189 8,78%	1.163 8,59%	993 7,34%	1.072 7,92%
	06h-22h	831 6,11%	938 6,90%	1.002 7,37%	1.026 7,55%	1.064 7,83%	899 6,62%	960 7,06%
	08h-14h	269 4,23%	310 4,89%	372 5,85%	537 8,45%	408 6,43%	214 3,37%	352 5,54%



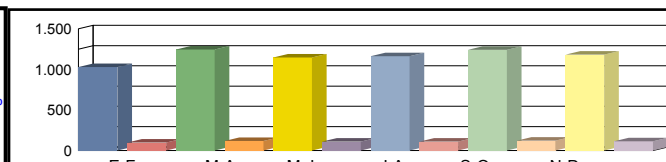
Media Sábados	00h-24h	1.179 8,71%	998 7,37%	1.041 7,69%	1.055 7,79%	1.142 8,43%	1.294 9,55%	1.118 8,26%
	06h-22h	1.057 7,78%	919 6,76%	954 7,02%	957 7,04%	1.058 7,78%	1.194 8,78%	1.023 7,53%
	08h-14h	465 7,32%	465 7,32%	466 7,33%	526 8,28%	598 9,42%	593 9,34%	519 8,17%



Media Laborales	00h-24h	1.069 7,90%	1.296 9,57%	1.179 8,71%	1.183 8,74%	1.256 9,28%	1.198 8,85%	1.197 8,84%
	06h-22h	993 7,31%	1.209 8,89%	1.071 7,88%	1.084 7,97%	1.157 8,51%	1.106 8,14%	1.103 8,12%
	08h-14h	453 7,13%	555 8,74%	472 7,44%	475 7,47%	530 8,34%	504 7,94%	498 7,84%



Media Diaria	00h-24h	1.030 8,53%	1.244 8,49%	1.145 8,59%	1.161 8,69%	1.242 8,75%	1.182 8,73%	1.167 8,63%
	06h-22h	951 7,80%	1.154 7,76%	1.036 7,87%	1.052 7,90%	1.144 8,04%	1.089 8,01%	1.071 7,90%
	08h-14h	418 7,32%	518 7,41%	449 7,55%	482 8,06%	530 7,93%	475 7,48%	479 7,63%



Coeficientes	N							
	L							
Coeficiente	S							

Los datos en color negro corresponden al total de vehículos y los datos en color azul corresponden a vehículos pesados (en %)



Castilla-La Mancha

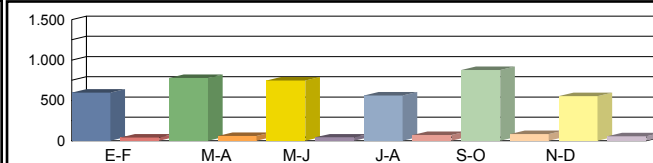
Consejería de Fomento

**Estación:** AB-213  
**Carretera:** CM-3211 p.k. 11,00 **Provincia:** ALBACETE  
**Ubicación:** Pétrola - Las Anorias  
**Año:** 2023  
**Tipo:** PRIMARIA

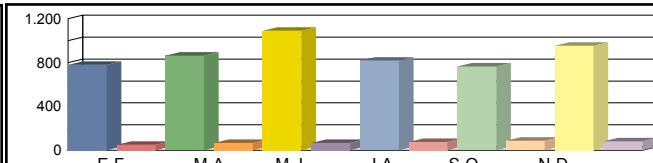
Dirección General de Carreteras

	Ene-Feb	Mar-Abr	May-Jun	Jul-Ago	Sep-Oct	Nov-Dic	IMD
--	---------	---------	---------	---------	---------	---------	-----

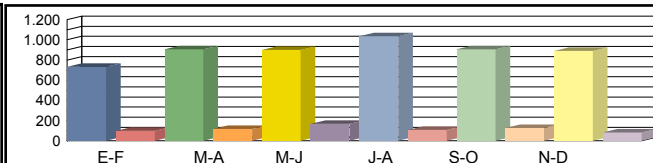
Media Domingos	00h-24h	597 <b>6,70%</b>	779 <b>7,19%</b>	746 <b>5,50%</b>	563 <b>11,55%</b>	877 <b>8,67%</b>	555 <b>9,55%</b>	686 <b>8,19%</b>
	06h-22h	542 <b>5,90%</b>	717 <b>5,44%</b>	663 <b>4,37%</b>	521 <b>9,60%</b>	783 <b>8,17%</b>	478 <b>6,69%</b>	617 <b>6,70%</b>
	08h-14h	306 <b>4,58%</b>	303 <b>2,64%</b>	259 <b>1,93%</b>	130 <b>9,23%</b>	357 <b>5,32%</b>	143 <b>9,79%</b>	250 <b>5,58%</b>



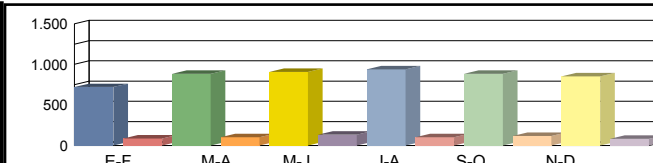
Media Sábados	00h-24h	780 <b>6,03%</b>	862 <b>7,31%</b>	1.089 <b>5,79%</b>	818 <b>8,44%</b>	765 <b>10,33%</b>	953 <b>7,76%</b>	878 <b>7,61%</b>
	06h-22h	703 <b>5,97%</b>	760 <b>4,87%</b>	972 <b>5,35%</b>	737 <b>6,65%</b>	678 <b>7,82%</b>	878 <b>7,06%</b>	788 <b>6,29%</b>
	08h-14h	374 <b>4,28%</b>	423 <b>2,60%</b>	386 <b>6,22%</b>	359 <b>4,74%</b>	319 <b>4,08%</b>	378 <b>6,88%</b>	373 <b>4,80%</b>



Media Laborales	00h-24h	732 <b>11,89%</b>	908 <b>11,45%</b>	900 <b>15,67%</b>	1.035 <b>9,57%</b>	908 <b>12,33%</b>	890 <b>8,65%</b>	896 <b>11,59%</b>
	06h-22h	671 <b>10,88%</b>	783 <b>8,94%</b>	795 <b>15,22%</b>	942 <b>8,81%</b>	800 <b>11,00%</b>	825 <b>7,88%</b>	803 <b>10,45%</b>
	08h-14h	305 <b>13,77%</b>	334 <b>8,38%</b>	326 <b>15,64%</b>	400 <b>9,00%</b>	307 <b>9,77%</b>	375 <b>8,00%</b>	341 <b>10,76%</b>



Media Diaria	00h-24h	720 <b>10,42%</b>	883 <b>10,31%</b>	905 <b>12,82%</b>	937 <b>9,61%</b>	883 <b>11,55%</b>	851 <b>8,58%</b>	<b>863</b> <b>10,55%</b>
	06h-22h	658 <b>9,57%</b>	770 <b>7,92%</b>	801 <b>12,23%</b>	852 <b>8,57%</b>	780 <b>10,26%</b>	783 <b>7,66%</b>	<b>774</b> <b>9,37%</b>
	08h-14h	315 <b>10,79%</b>	342 <b>6,43%</b>	325 <b>12,62%</b>	356 <b>8,43%</b>	316 <b>8,23%</b>	342 <b>7,89%</b>	<b>333</b> <b>9,07%</b>



Coeficientes	N	1,09091	1,15964	1,13208	1,09873	1,13500	1,07879	
	L	1,22404	0,98678	0,99556	0,86570	0,98678	1,00674	
Coeficiente	S							0,96365

Los datos en color negro corresponden al total de vehículos y los datos en color azul corresponden a vehículos pesados (en %)



Castilla-La Mancha

Consejería de Fomento

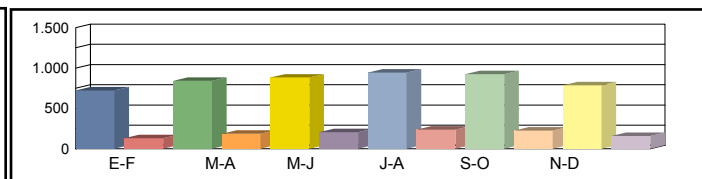
**Estación:** AB-214  
**Carretera:** CM-3209 p.k. 47,00 **Provincia:** ALBACETE  
**Ubicación:** Montealegre - Límite Provincia con Murcia  
**Año:** 2023  
**Tipo:** COBERTURA

Dirección General de Carreteras

Ene-Feb	Mar-Abr	May-Jun	Jul-Ago	Sep-Oct	Nov-Dic	IMD
---------	---------	---------	---------	---------	---------	-----

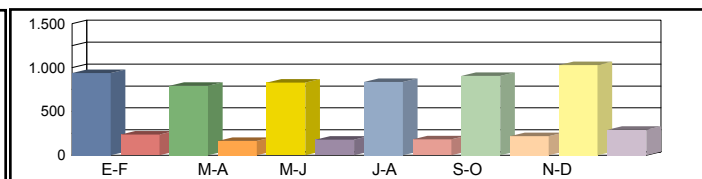
Media 00h-24h  
 Domingos 06h-22h  
 08h-14h

725 <b>15,55%</b>	842 <b>18,06%</b>	883 <b>18,95%</b>	944 <b>20,24%</b>	923 <b>19,80%</b>	788 <b>16,91%</b>	851 <b>18,25%</b>
606 <b>11,54%</b>	685 <b>13,04%</b>	731 <b>13,92%</b>	749 <b>14,25%</b>	776 <b>14,78%</b>	656 <b>12,50%</b>	700 <b>13,34%</b>
175 <b>5,84%</b>	203 <b>6,74%</b>	243 <b>8,07%</b>	350 <b>11,65%</b>	267 <b>8,86%</b>	140 <b>4,64%</b>	230 <b>7,63%</b>



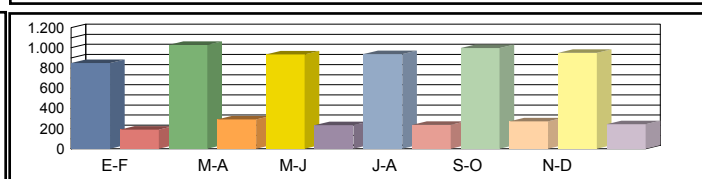
Media 00h-24h  
 Sábados 06h-22h  
 08h-14h

936 <b>20,08%</b>	792 <b>16,99%</b>	827 <b>17,73%</b>	837 <b>17,96%</b>	906 <b>19,44%</b>	1.027 <b>22,03%</b>	888 <b>19,04%</b>
772 <b>14,69%</b>	670 <b>12,76%</b>	696 <b>13,25%</b>	698 <b>13,30%</b>	772 <b>14,70%</b>	871 <b>16,59%</b>	746 <b>14,21%</b>
304 <b>10,10%</b>	303 <b>10,09%</b>	304 <b>10,11%</b>	343 <b>11,41%</b>	391 <b>12,99%</b>	387 <b>12,87%</b>	339 <b>11,26%</b>



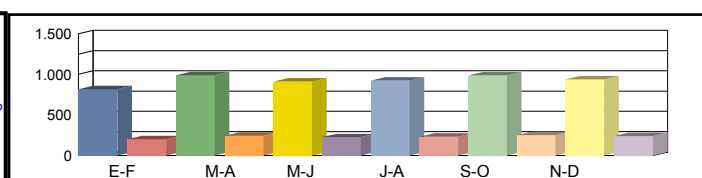
Media 00h-24h  
 Laborales 06h-22h  
 08h-14h

849 <b>18,21%</b>	1.029 <b>22,07%</b>	936 <b>20,08%</b>	939 <b>20,15%</b>	997 <b>21,39%</b>	951 <b>20,40%</b>	950 <b>20,38%</b>
725 <b>13,80%</b>	882 <b>16,79%</b>	782 <b>14,88%</b>	791 <b>15,06%</b>	844 <b>16,07%</b>	807 <b>15,37%</b>	805 <b>15,33%</b>
296 <b>9,84%</b>	362 <b>12,05%</b>	308 <b>10,26%</b>	310 <b>10,30%</b>	346 <b>11,50%</b>	329 <b>10,94%</b>	325 <b>10,81%</b>



Media 00h-24h  
 Diaria 06h-22h  
 08h-14h

818 <b>19,66%</b>	988 <b>19,58%</b>	909 <b>19,81%</b>	922 <b>20,03%</b>	986 <b>20,18%</b>	939 <b>20,13%</b>	<b>927 19,90%</b>
695 <b>14,72%</b>	842 <b>14,66%</b>	756 <b>14,86%</b>	768 <b>14,91%</b>	834 <b>15,19%</b>	795 <b>15,13%</b>	<b>782 14,91%</b>
273 <b>10,09%</b>	338 <b>10,22%</b>	293 <b>10,41%</b>	315 <b>11,11%</b>	346 <b>10,94%</b>	310 <b>10,32%</b>	<b>312 10,52%</b>



Coeficientes N  
 L  
 Coeficiente S


Los datos en color negro corresponden al total de vehículos y los datos en color azul corresponden a vehículos pesados (en %)



Castilla-La Mancha

Consejería de Fomento

**Estación:** AB-215  
**Carretera:** CM-3215 p.k. 11,00 **Provincia:** ALBACETE  
**Ubicación:** Tobarra - Ontur  
**Año:** 2023  
**Tipo:** COBERTURA

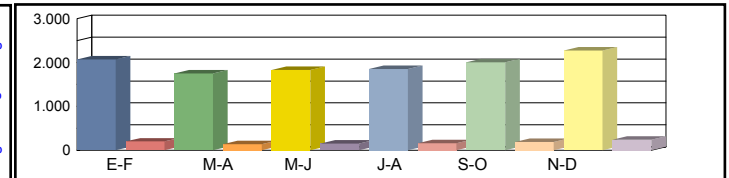
Dirección General de Carreteras

	Ene-Feb	Mar-Abr	May-Jun	Jul-Ago	Sep-Oct	Nov-Dic	IMD
--	---------	---------	---------	---------	---------	---------	-----

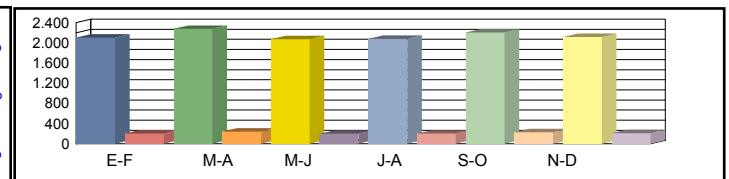
Media	00h-24h	1.604 6,81%	1.864 7,91%	1.956 8,30%	2.088 8,86%	2.043 8,67%	1.745 7,40%	1.883 7,99%
Domingos	06h-22h	1.473 5,93%	1.665 6,70%	1.777 7,16%	1.820 7,33%	1.887 7,60%	1.596 6,42%	1.703 6,86%
	08h-14h	365 4,52%	421 5,22%	504 6,25%	729 9,03%	554 6,87%	290 3,60%	477 5,92%



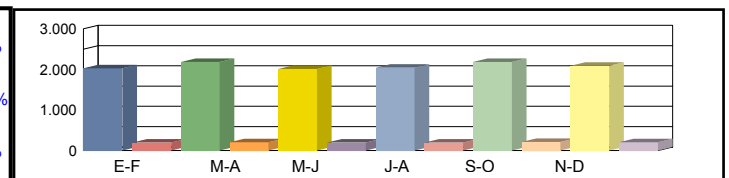
Media	00h-24h	2.072 8,79%	1.753 7,44%	1.830 7,76%	1.854 7,86%	2.006 8,51%	2.273 9,64%	1.965 8,34%
Sábados	06h-22h	1.876 7,55%	1.630 6,56%	1.692 6,81%	1.698 6,84%	1.877 7,56%	2.118 8,53%	1.815 7,31%
	08h-14h	631 7,82%	631 7,82%	632 7,83%	713 8,84%	812 10,07%	805 9,97%	704 8,73%



Media	00h-24h	2.105 8,93%	2.277 9,66%	2.072 8,79%	2.079 8,82%	2.207 9,36%	2.114 8,97%	2.142 9,09%
Laborales	06h-22h	1.962 7,90%	2.144 8,63%	1.900 7,65%	1.922 7,74%	2.052 8,26%	1.989 8,01%	1.995 8,03%
	08h-14h	684 8,48%	753 9,34%	641 7,95%	644 7,98%	719 8,91%	735 9,11%	696 8,63%



Media	00h-24h	2.029 8,61%	2.185 8,57%	2.012 8,67%	2.041 8,77%	2.183 8,83%	2.086 8,81%	2.089 8,71%
Diaria	06h-22h	1.880 7,57%	2.046 7,54%	1.837 7,64%	1.865 7,67%	2.028 7,81%	1.958 7,78%	1.936 7,67%
	08h-14h	631 7,82%	703 7,92%	610 8,07%	654 8,61%	719 8,48%	693 8,00%	668 8,15%



Coeficientes	N							
	L							
Coeficiente	S							

Los datos en color negro corresponden al total de vehículos y los datos en color azul corresponden a vehículos pesados (en %)



Castilla-La Mancha

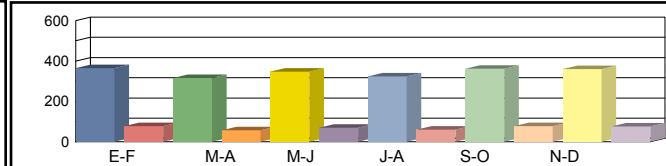
Consejería de Fomento

**Estación:** AB-216  
**Carretera:** CM-3213 p.k. 27,50 **Provincia:** ALBACETE  
**Ubicación:** Int CM- 9334 (Liétor) - Hellín  
**Año:** 2023  
**Tipo:** COBERTURA

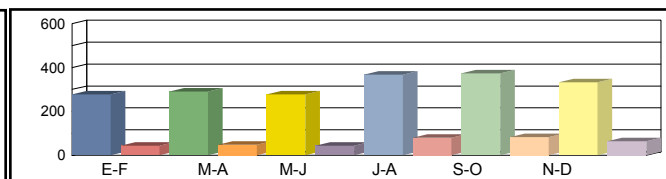
Dirección General de Carreteras

Ene-Feb	Mar-Abr	May-Jun	Jul-Ago	Sep-Oct	Nov-Dic	IMD
---------	---------	---------	---------	---------	---------	-----

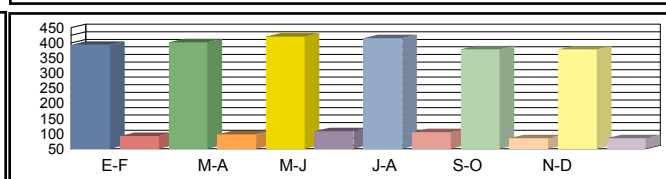
Media Domingos	00h-24h	365 17,73%	316 15,35%	348 16,91%	324 15,74%	362 17,60%	361 17,51%	346 16,81%
	06h-22h	333 15,59%	265 12,42%	310 14,50%	285 13,32%	332 15,53%	329 15,38%	309 14,46%
	08h-14h	75 8,41%	117 13,08%	91 10,17%	129 14,45%	134 14,99%	101 11,27%	108 12,06%



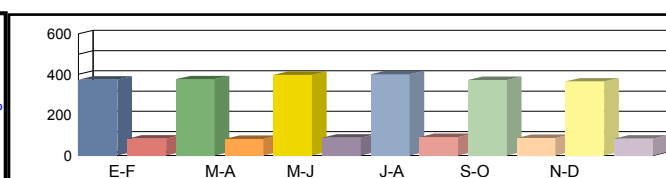
Media Sábados	00h-24h	278 13,50%	290 14,08%	278 13,49%	368 17,85%	373 18,13%	333 16,19%	320 15,54%
	06h-22h	246 11,52%	261 12,22%	253 11,83%	334 15,63%	337 15,77%	299 14,01%	288 13,49%
	08h-14h	127 14,19%	110 12,30%	117 13,09%	174 19,45%	164 18,38%	155 17,37%	141 15,79%



Media Laborales	00h-24h	393 19,08%	402 19,53%	421 20,45%	415 20,14%	379 18,39%	378 18,33%	398 19,32%
	06h-22h	358 16,76%	359 16,79%	383 17,93%	377 17,66%	351 16,42%	347 16,26%	362 16,97%
	08h-14h	169 18,93%	171 19,13%	179 20,03%	181 20,32%	161 17,98%	163 18,30%	171 19,12%



Media Diaria	00h-24h	373 18,09%	376 17,84%	397 17,97%	401 18,43%	372 18,74%	365 18,45%	<b>381 18,25%</b>
	06h-22h	338 15,84%	332 15,49%	360 15,73%	362 16,11%	344 16,44%	335 16,17%	<b>345 15,96%</b>
	08h-14h	150 16,75%	155 17,15%	159 16,85%	176 18,37%	156 18,29%	152 17,62%	<b>158 17,50%</b>



Coeficientes	N							
	L							
Coeficiente	S							

Los datos en color negro corresponden al total de vehículos y los datos en color azul corresponden a vehículos pesados (en %)



**Castilla-La Mancha**

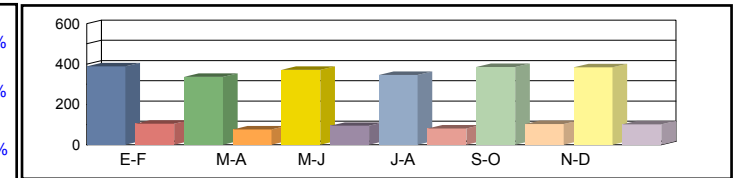
Consejería de Fomento

**Estación:** AB-217  
**Carretera:** CM-3213 p.k. 8,00 **Provincia:** ALBACETE  
**Ubicación:** El Villarejo - Int CM- 9334 (Liétor)  
**Año:** 2023  
**Tipo:** COBERTURA

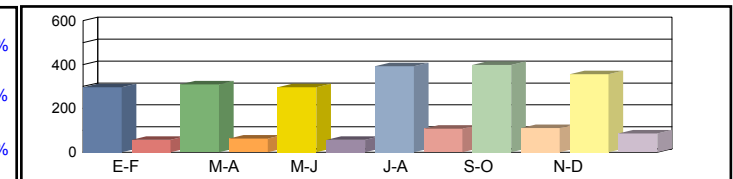
**Dirección General de Carreteras**

Ene-Feb	Mar-Abr	May-Jun	Jul-Ago	Sep-Oct	Nov-Dic	IMD
---------	---------	---------	---------	---------	---------	-----

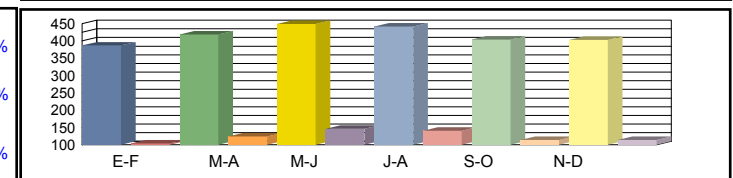
Media Domingos	00h-24h	389 <b>21,28%</b>	337 <b>18,43%</b>	371 <b>20,30%</b>	346 <b>18,90%</b>	386 <b>21,13%</b>	384 <b>21,02%</b>	369 <b>20,18%</b>
	06h-22h	329 <b>18,65%</b>	262 <b>14,86%</b>	306 <b>17,36%</b>	281 <b>15,94%</b>	328 <b>18,58%</b>	325 <b>18,41%</b>	305 <b>17,30%</b>
	08h-14h	86 <b>7,56%</b>	134 <b>11,75%</b>	104 <b>9,14%</b>	148 <b>12,98%</b>	154 <b>13,46%</b>	116 <b>10,13%</b>	124 <b>10,84%</b>



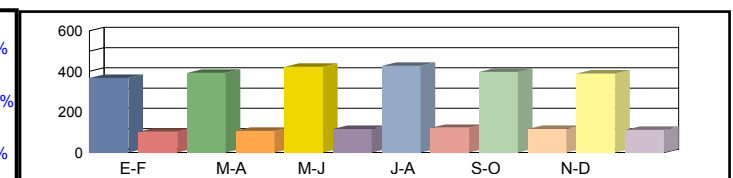
Media Sábados	00h-24h	296 <b>16,21%</b>	309 <b>16,90%</b>	296 <b>16,20%</b>	392 <b>21,44%</b>	398 <b>21,76%</b>	356 <b>19,44%</b>	341 <b>18,66%</b>
	06h-22h	243 <b>13,79%</b>	258 <b>14,62%</b>	250 <b>14,15%</b>	330 <b>18,71%</b>	333 <b>18,87%</b>	296 <b>16,76%</b>	285 <b>16,15%</b>
	08h-14h	145 <b>12,75%</b>	126 <b>11,05%</b>	134 <b>11,76%</b>	199 <b>17,48%</b>	188 <b>16,51%</b>	178 <b>15,60%</b>	162 <b>14,19%</b>



Media Laborales	00h-24h	387 <b>21,18%</b>	419 <b>22,91%</b>	449 <b>24,56%</b>	442 <b>24,18%</b>	404 <b>22,08%</b>	403 <b>22,01%</b>	417 <b>22,82%</b>
	06h-22h	327 <b>18,53%</b>	354 <b>20,06%</b>	379 <b>21,46%</b>	373 <b>21,14%</b>	347 <b>19,65%</b>	343 <b>19,45%</b>	354 <b>20,05%</b>
	08h-14h	183 <b>16,01%</b>	194 <b>17,01%</b>	205 <b>18,00%</b>	208 <b>18,25%</b>	184 <b>16,16%</b>	187 <b>16,44%</b>	194 <b>16,98%</b>



Media Diaria	00h-24h	367 <b>21,72%</b>	392 <b>21,41%</b>	423 <b>21,58%</b>	427 <b>22,13%</b>	397 <b>22,49%</b>	390 <b>22,15%</b>	<b>399</b> <b>21,91%</b>
	06h-22h	309 <b>18,96%</b>	327 <b>18,54%</b>	356 <b>18,83%</b>	358 <b>19,28%</b>	340 <b>19,68%</b>	331 <b>19,35%</b>	<b>337</b> <b>19,10%</b>
	08h-14h	162 <b>15,05%</b>	176 <b>15,41%</b>	182 <b>15,14%</b>	202 <b>16,50%</b>	178 <b>16,43%</b>	174 <b>15,83%</b>	<b>179</b> <b>15,73%</b>



Coeficientes	N							
	L							
Coeficiente	S							

Los datos en color negro corresponden al total de vehículos y los datos en color azul corresponden a vehículos pesados (en %)





**Castilla-La Mancha**

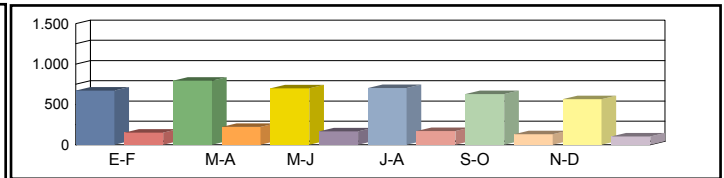
Consejería de Fomento

**Estación:** AB-217a  
**Carretera:** CM-3203 p.k. 54,00 **Provincia:** ALBACETE  
**Ubicación:** Alcadozo - Ayna  
**Año:** 2023  
**Tipo:** COBERTURA

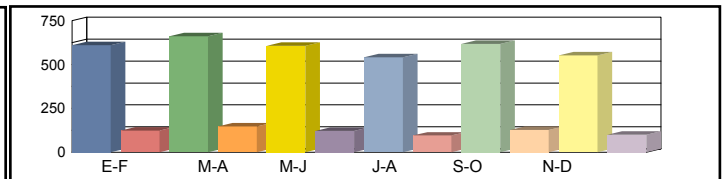
**Dirección General de Carreteras**

	Ene-Feb	Mar-Abr	May-Jun	Jul-Ago	Sep-Oct	Nov-Dic	IMD
--	---------	---------	---------	---------	---------	---------	-----

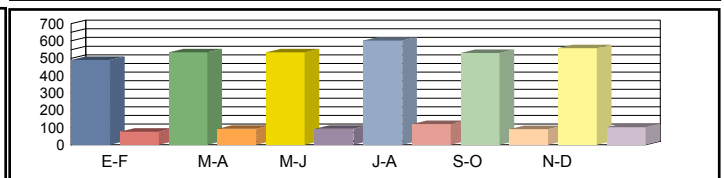
Media Domingos	00h-24h	672 18,55%	794 21,90%	701 19,34%	705 19,45%	627 17,30%	564 15,57%	677 18,69%
	06h-22h	612 16,87%	748 20,62%	654 18,03%	601 16,57%	575 15,84%	519 14,31%	618 17,04%
	08h-14h	230 19,31%	168 14,12%	226 18,99%	182 15,25%	186 15,64%	196 16,43%	198 16,62%



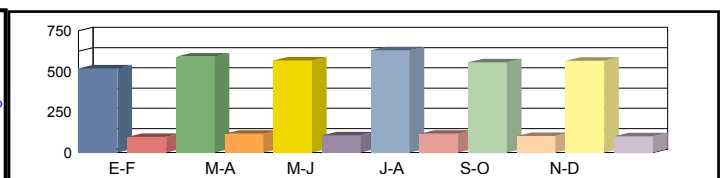
Media Sábados	00h-24h	611 16,86%	661 18,24%	606 16,72%	542 14,95%	617 17,02%	552 15,24%	598 16,51%
	06h-22h	556 15,34%	608 16,77%	553 15,26%	506 13,94%	566 15,61%	515 14,20%	551 15,19%
	08h-14h	239 20,10%	261 21,90%	237 19,87%	220 18,49%	205 17,24%	202 16,97%	227 19,09%



Media Laborales	00h-24h	490 13,52%	535 14,77%	534 14,75%	602 16,62%	530 14,64%	559 15,44%	542 14,96%
	06h-22h	453 12,48%	493 13,59%	492 13,57%	538 14,83%	493 13,58%	528 14,57%	500 13,77%
	08h-14h	164 13,75%	176 14,77%	180 15,08%	180 15,10%	186 15,61%	174 14,63%	177 14,82%



Media Diaria	00h-24h	518 15,61%	590 16,28%	568 15,70%	630 15,46%	555 15,45%	566 14,95%	571 15,58%
	06h-22h	477 14,31%	546 15,05%	524 14,46%	557 14,07%	515 14,20%	535 13,78%	526 14,31%
	08h-14h	180 16,18%	187 15,70%	196 16,10%	187 15,37%	192 15,25%	180 15,32%	187 15,65%



Coeficientes	N							
	L							
Coeficiente	S							

Los datos en color negro corresponden al total de vehículos y los datos en color azul corresponden a vehículos pesados (en %)



Castilla-La Mancha

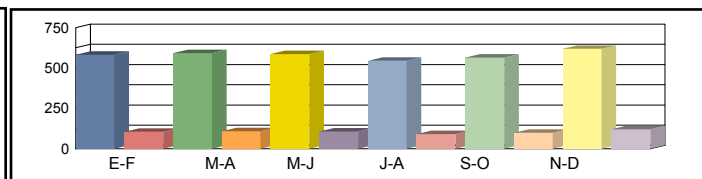
Consejería de Fomento

**Estación:** AB-217b  
**Carretera:** CM-3216 p.k. 56,00 **Provincia:** ALBACETE  
**Ubicación:** Bogarra - Int. CM-3203 ( Ayna )  
**Año:** 2023  
**Tipo:** COBERTURA

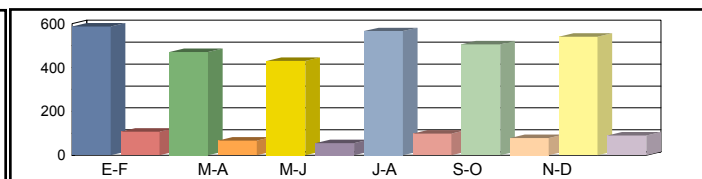
Dirección General de Carreteras

	Ene-Feb	Mar-Abr	May-Jun	Jul-Ago	Sep-Oct	Nov-Dic	IMD
--	---------	---------	---------	---------	---------	---------	-----

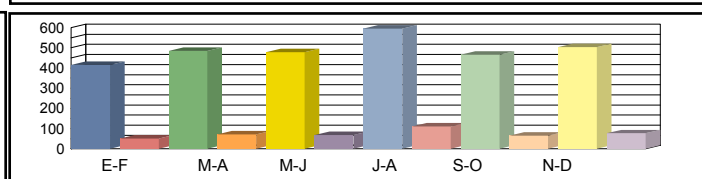
Media Domingos	00h-24h	582 <b>15,34%</b>	592 <b>15,59%</b>	586 <b>15,45%</b>	545 <b>14,37%</b>	565 <b>14,88%</b>	619 <b>16,31%</b>	582 <b>15,32%</b>
	06h-22h	532 <b>14,10%</b>	523 <b>13,87%</b>	531 <b>14,08%</b>	500 <b>13,26%</b>	489 <b>12,96%</b>	579 <b>15,34%</b>	526 <b>13,93%</b>
	08h-14h	283 <b>4,63%</b>	289 <b>4,73%</b>	287 <b>4,71%</b>	343 <b>5,62%</b>	264 <b>4,33%</b>	356 <b>5,85%</b>	304 <b>4,98%</b>



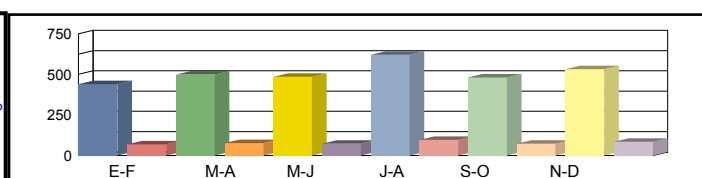
Media Sábados	00h-24h	587 <b>15,46%</b>	471 <b>12,42%</b>	430 <b>11,34%</b>	566 <b>14,92%</b>	506 <b>13,33%</b>	541 <b>14,26%</b>	517 <b>13,62%</b>
	06h-22h	542 <b>14,35%</b>	425 <b>11,25%</b>	380 <b>10,06%</b>	507 <b>13,43%</b>	448 <b>11,87%</b>	484 <b>12,83%</b>	464 <b>12,30%</b>
	08h-14h	266 <b>4,36%</b>	255 <b>4,19%</b>	245 <b>4,02%</b>	305 <b>4,99%</b>	270 <b>4,43%</b>	270 <b>4,42%</b>	268 <b>4,40%</b>



Media Laborales	00h-24h	416 <b>10,97%</b>	485 <b>12,78%</b>	478 <b>12,59%</b>	596 <b>15,72%</b>	466 <b>12,29%</b>	504 <b>13,27%</b>	491 <b>12,94%</b>
	06h-22h	346 <b>9,16%</b>	443 <b>11,74%</b>	444 <b>11,76%</b>	554 <b>14,69%</b>	434 <b>11,50%</b>	465 <b>12,33%</b>	448 <b>11,86%</b>
	08h-14h	202 <b>3,31%</b>	259 <b>4,25%</b>	264 <b>4,32%</b>	323 <b>5,30%</b>	253 <b>4,15%</b>	254 <b>4,17%</b>	259 <b>4,25%</b>



Media Diaria	00h-24h	440 <b>13,53%</b>	498 <b>13,13%</b>	485 <b>12,96%</b>	621 <b>13,32%</b>	480 <b>13,16%</b>	532 <b>13,50%</b>	<b>509</b> <b>13,27%</b>
	06h-22h	367 <b>12,45%</b>	452 <b>11,97%</b>	448 <b>11,83%</b>	576 <b>12,20%</b>	441 <b>11,93%</b>	492 <b>12,41%</b>	<b>463</b> <b>12,13%</b>
	08h-14h	205 <b>4,32%</b>	263 <b>4,31%</b>	266 <b>4,28%</b>	346 <b>4,55%</b>	255 <b>4,29%</b>	269 <b>4,50%</b>	<b>267</b> <b>4,37%</b>



Coeficientes	N							
	L							
Coeficiente	S							

Los datos en color negro corresponden al total de vehículos y los datos en color azul corresponden a vehículos pesados (en %)



Castilla-La Mancha

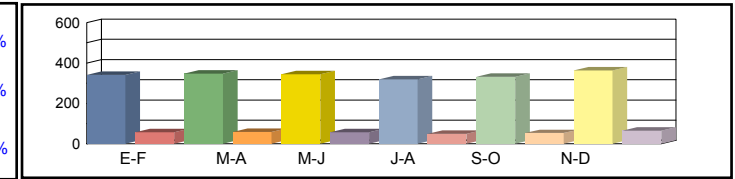
Consejería de Fomento

**Estación:** AB-219  
**Carretera:** CM-3216 p.k. 33,50 **Provincia:** ALBACETE  
**Ubicación:** Cortijo de Tortas - Bogarra  
**Año:** 2023  
**Tipo:** COBERTURA

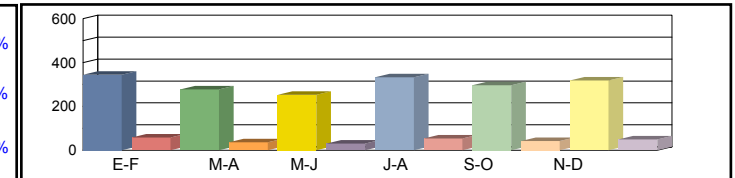
Dirección General de Carreteras

	Ene-Feb	Mar-Abr	May-Jun	Jul-Ago	Sep-Oct	Nov-Dic	IMD
--	---------	---------	---------	---------	---------	---------	-----

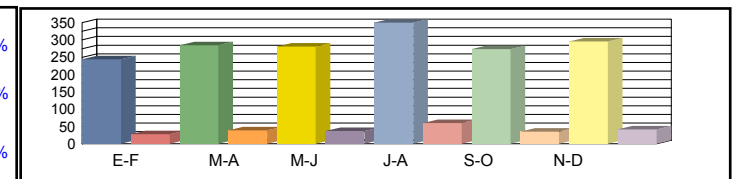
Media Domingos	00h-24h	342 14,31%	348 14,55%	344 14,42%	320 13,41%	332 13,89%	364 15,22%	342 14,30%
	06h-22h	299 8,68%	294 8,54%	299 8,67%	281 8,16%	275 7,98%	325 9,45%	296 8,58%
	08h-14h	157 9,85%	160 10,06%	160 10,02%	190 11,94%	147 9,19%	198 12,42%	169 10,58%



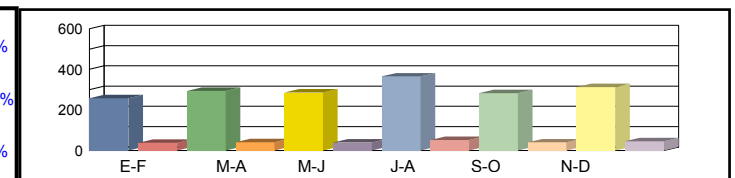
Media Sábados	00h-24h	345 14,43%	277 11,59%	253 10,59%	333 13,93%	297 12,44%	318 13,31%	304 12,71%
	06h-22h	304 8,84%	239 6,93%	213 6,19%	285 8,27%	252 7,31%	272 7,90%	261 7,58%
	08h-14h	148 9,27%	142 8,90%	136 8,55%	169 10,62%	150 9,43%	150 9,40%	149 9,36%



Media Laborales	00h-24h	244 10,23%	285 11,93%	281 11,75%	350 14,67%	274 11,47%	296 12,39%	288 12,07%
	06h-22h	194 5,64%	249 7,23%	249 7,24%	312 9,05%	244 7,08%	261 7,59%	252 7,31%
	08h-14h	112 7,03%	144 9,03%	147 9,19%	180 11,26%	141 8,83%	141 8,86%	144 9,03%



Media Diaria	00h-24h	258 12,63%	293 12,26%	285 12,09%	365 12,43%	282 12,28%	313 12,60%	299 12,38%
	06h-22h	206 7,67%	254 7,37%	251 7,29%	324 7,51%	248 7,35%	276 7,64%	260 7,47%
	08h-14h	114 9,18%	146 9,16%	148 9,10%	193 9,67%	142 9,11%	149 9,57%	149 9,30%



Coeficientes	N							
	L							
Coeficiente	S							

Los datos en color negro corresponden al total de vehículos y los datos en color azul corresponden a vehículos pesados (en %)



Castilla-La Mancha

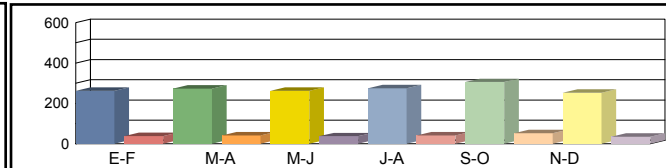
Consejería de Fomento

**Estación:** AB-220  
**Carretera:** CM-412 p.k. 187,00 **Provincia:** ALBACETE  
**Ubicación:** Aldea Zapateros - Cortijos del Cura  
**Año:** 2023  
**Tipo:** COBERTURA

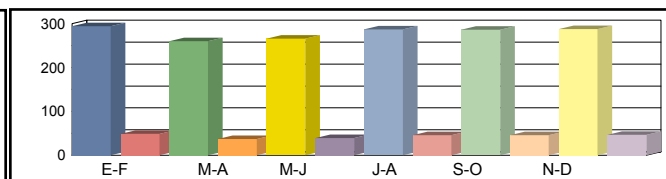
Dirección General de Carreteras

	Ene-Feb	Mar-Abr	May-Jun	Jul-Ago	Sep-Oct	Nov-Dic	IMD
--	---------	---------	---------	---------	---------	---------	-----

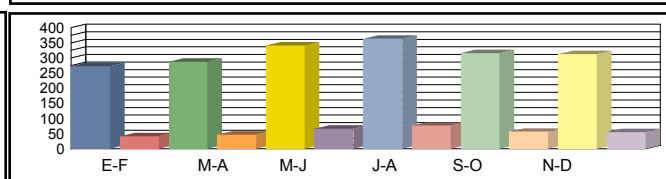
Media Domingos	00h-24h	263 <b>12,63%</b>	274 <b>13,17%</b>	262 <b>12,61%</b>	275 <b>13,20%</b>	306 <b>14,71%</b>	253 <b>12,18%</b>	272 <b>13,08%</b>
	06h-22h	204 <b>13,39%</b>	214 <b>13,99%</b>	206 <b>13,50%</b>	209 <b>13,69%</b>	236 <b>15,49%</b>	196 <b>12,82%</b>	211 <b>13,81%</b>
	08h-14h	63 <b>9,35%</b>	71 <b>10,53%</b>	70 <b>10,33%</b>	72 <b>10,67%</b>	76 <b>11,27%</b>	67 <b>9,91%</b>	70 <b>10,34%</b>



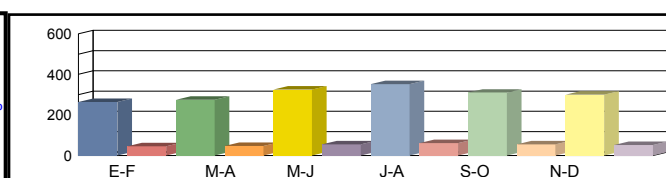
Media Sábados	00h-24h	294 <b>14,15%</b>	260 <b>12,51%</b>	266 <b>12,77%</b>	287 <b>13,80%</b>	286 <b>13,74%</b>	288 <b>13,85%</b>	280 <b>13,47%</b>
	06h-22h	221 <b>14,44%</b>	201 <b>13,16%</b>	205 <b>13,42%</b>	219 <b>14,36%</b>	216 <b>14,16%</b>	220 <b>14,39%</b>	214 <b>13,99%</b>
	08h-14h	105 <b>15,51%</b>	106 <b>15,73%</b>	107 <b>15,85%</b>	108 <b>15,93%</b>	106 <b>15,64%</b>	104 <b>15,38%</b>	106 <b>15,67%</b>



Media Laborales	00h-24h	273 <b>13,12%</b>	288 <b>13,86%</b>	341 <b>16,38%</b>	363 <b>17,43%</b>	316 <b>15,19%</b>	313 <b>15,04%</b>	316 <b>15,17%</b>
	06h-22h	213 <b>13,95%</b>	226 <b>14,82%</b>	258 <b>16,90%</b>	275 <b>18,00%</b>	244 <b>15,98%</b>	245 <b>16,07%</b>	244 <b>15,95%</b>
	08h-14h	92 <b>13,54%</b>	95 <b>14,09%</b>	106 <b>15,63%</b>	119 <b>17,63%</b>	104 <b>15,38%</b>	105 <b>15,58%</b>	104 <b>15,31%</b>



Media Diaria	00h-24h	264 <b>14,67%</b>	275 <b>14,52%</b>	325 <b>14,48%</b>	351 <b>14,71%</b>	310 <b>14,91%</b>	300 <b>14,57%</b>	<b>304</b> <b>14,64%</b>
	06h-22h	205 <b>15,39%</b>	216 <b>15,30%</b>	246 <b>15,26%</b>	265 <b>15,42%</b>	239 <b>15,65%</b>	235 <b>15,30%</b>	<b>234</b> <b>15,39%</b>
	08h-14h	87 <b>14,54%</b>	91 <b>14,74%</b>	101 <b>14,73%</b>	114 <b>14,79%</b>	100 <b>14,83%</b>	100 <b>14,60%</b>	<b>99</b> <b>14,71%</b>



Coeficientes	N							
	L							
Coeficiente	S							

Los datos en color negro corresponden al total de vehículos y los datos en color azul corresponden a vehículos pesados (en %)



Castilla-La Mancha

Consejería de Fomento

Estación: AB-221  
 Carretera: CM-412 p.k. 174,68 Provincia: ALBACETE  
 Ubicación: Reolid - Aldea Zapateros  
 Año: 2023  
 Tipo: PRIMARIA

Dirección General de Carreteras

Ene-Feb	Mar-Abr	May-Jun	Jul-Ago	Sep-Oct	Nov-Dic	IMD
---------	---------	---------	---------	---------	---------	-----

Media Domingos	00h-24h	785 <b>5,35%</b>	692 <b>6,65%</b>	739 <b>6,63%</b>	1.245 <b>3,61%</b>	937 <b>6,62%</b>	838 <b>5,25%</b>	873 <b>5,69%</b>	
	06h-22h	683 <b>3,66%</b>	648 <b>5,71%</b>	699 <b>5,58%</b>	1.148 <b>2,70%</b>	899 <b>4,89%</b>	779 <b>4,24%</b>	809 <b>4,46%</b>	
	08h-14h	367 <b>2,72%</b>	275 <b>6,91%</b>	304 <b>5,92%</b>	621 <b>1,13%</b>	339 <b>3,83%</b>	344 <b>4,36%</b>	375 <b>4,15%</b>	

Media Sábados	00h-24h	625 <b>6,08%</b>	549 <b>8,93%</b>	547 <b>10,24%</b>	1.202 <b>6,41%</b>	810 <b>7,04%</b>	876 <b>5,82%</b>	768 <b>7,42%</b>	
	06h-22h	542 <b>4,43%</b>	488 <b>6,35%</b>	484 <b>8,26%</b>	1.120 <b>5,98%</b>	753 <b>6,24%</b>	813 <b>4,06%</b>	700 <b>5,89%</b>	
	08h-14h	240 <b>3,33%</b>	209 <b>4,78%</b>	209 <b>4,78%</b>	514 <b>5,64%</b>	354 <b>7,91%</b>	384 <b>4,69%</b>	318 <b>5,19%</b>	

Media Laborales	00h-24h	520 <b>9,23%</b>	606 <b>11,22%</b>	617 <b>10,70%</b>	1.268 <b>7,26%</b>	757 <b>9,78%</b>	781 <b>9,09%</b>	758 <b>9,55%</b>	
	06h-22h	462 <b>7,36%</b>	562 <b>9,25%</b>	577 <b>8,84%</b>	1.200 <b>6,58%</b>	703 <b>7,54%</b>	720 <b>7,64%</b>	704 <b>7,87%</b>	
	08h-14h	221 <b>6,33%</b>	276 <b>7,61%</b>	284 <b>7,39%</b>	581 <b>6,02%</b>	327 <b>6,73%</b>	298 <b>7,38%</b>	331 <b>6,91%</b>	

Media Diaria	00h-24h	573 <b>8,03%</b>	610 <b>10,16%</b>	624 <b>9,94%</b>	1.255 <b>6,61%</b>	790 <b>8,86%</b>	802 <b>7,98%</b>	<b>776</b> <b>8,60%</b>	
	06h-22h	505 <b>6,14%</b>	564 <b>8,33%</b>	582 <b>8,25%</b>	1.181 <b>5,93%</b>	738 <b>6,91%</b>	742 <b>6,60%</b>	<b>719</b> <b>7,03%</b>	
	08h-14h	244 <b>4,92%</b>	266 <b>7,14%</b>	276 <b>6,88%</b>	577 <b>5,20%</b>	333 <b>6,61%</b>	316 <b>6,33%</b>	<b>335</b> <b>6,18%</b>	

Coeficientes	N	1,12554	1,07829	1,06932	1,05667	1,07681	1,08472	
	L	1,45769	1,25083	1,22853	0,59779	1,00132	0,97055	
Coeficiente	S							1,02356

Los datos en color negro corresponden al total de vehículos y los datos en color azul corresponden a vehículos pesados (en %)



Castilla-La Mancha

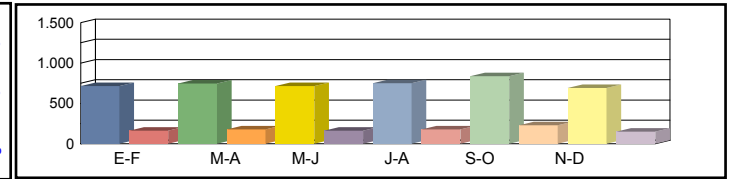
Consejería de Fomento

**Estación:** AB-222  
**Carretera:** CM-320 p.k. 21,00 **Provincia:** ALBACETE  
**Ubicación:** Viveros - Int. N-322 (Robledo)  
**Año:** 2023  
**Tipo:** COBERTURA

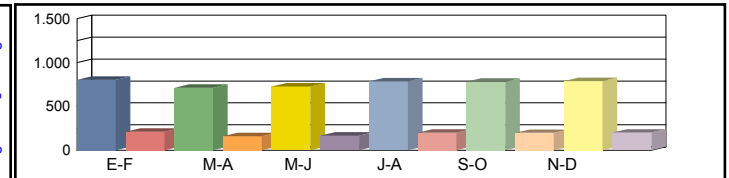
Dirección General de Carreteras

Ene-Feb	Mar-Abr	May-Jun	Jul-Ago	Sep-Oct	Nov-Dic	IMD
---------	---------	---------	---------	---------	---------	-----

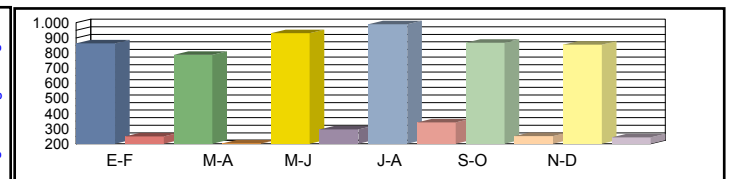
Media	00h-24h	717 18,59%	748 19,38%	716 18,56%	750 19,43%	836 21,66%	692 17,93%	743 19,26%
Domingos	06h-22h	635 17,13%	663 17,90%	640 17,27%	649 17,51%	734 19,81%	608 16,40%	655 17,67%
	08h-14h	159 9,55%	179 10,75%	175 10,54%	181 10,89%	191 11,51%	168 10,11%	176 10,56%



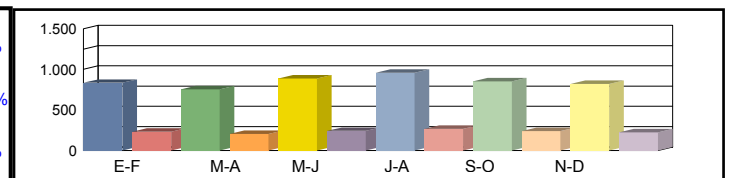
Media	00h-24h	804 20,83%	711 18,42%	726 18,81%	784 20,31%	781 20,23%	787 20,40%	766 19,83%
Sábados	06h-22h	685 18,48%	624 16,84%	636 17,16%	681 18,37%	672 18,12%	683 18,41%	664 17,90%
	08h-14h	263 15,83%	267 16,06%	269 16,18%	270 16,27%	265 15,97%	261 15,71%	266 16,00%



Media	00h-24h	863 22,36%	788 20,41%	931 24,12%	990 25,66%	867 22,47%	855 22,14%	882 22,86%
Laborales	06h-22h	758 20,45%	703 18,95%	801 21,62%	854 23,03%	766 20,67%	762 20,56%	774 20,88%
	08h-14h	261 15,71%	239 14,39%	265 15,96%	299 18,00%	269 16,22%	264 15,91%	266 16,03%



Media	00h-24h	834 21,61%	753 21,38%	887 21,31%	958 21,65%	851 21,96%	820 21,45%	850 21,56%
Diaria	06h-22h	730 19,69%	673 19,57%	765 19,53%	824 19,73%	750 20,03%	730 19,58%	745 19,69%
	08h-14h	247 14,85%	229 15,05%	254 15,04%	287 15,10%	259 15,15%	251 14,91%	254 15,02%



Coeficientes	N							
	L							
Coeficiente	S							

Los datos en color negro corresponden al total de vehículos y los datos en color azul corresponden a vehículos pesados (en %)



Castilla-La Mancha

Consejería de Fomento

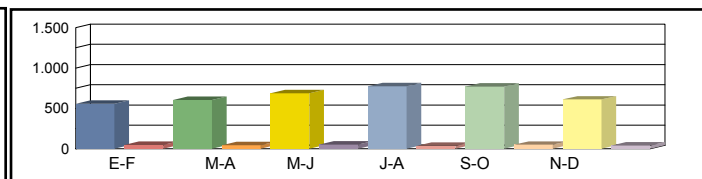
**Estación:** AB-223  
**Carretera:** CM-320 p.k. 6,69 **Provincia:** ALBACETE  
**Ubicación:** Límite Provincia con Ciudad Real - Viveros  
**Año:** 2023  
**Tipo:** PERMANENTE

Dirección General de Carreteras

	Ene-Feb	Mar-Abr	May-Jun	Jul-Ago	Sep-Oct	Nov-Dic	IMD
--	---------	---------	---------	---------	---------	---------	-----

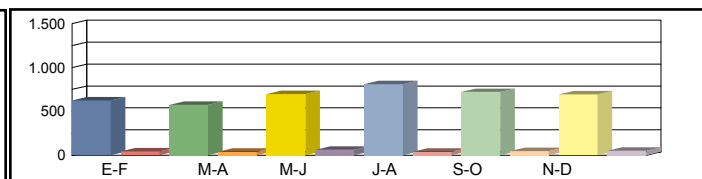
Media 00h-24h  
 Domingos 06h-22h  
 08h-14h

557	8,08%	605	7,11%	689	6,97%	776	4,51%	772	6,22%	611	6,22%	668	6,52%
522	8,43%	575	7,30%	636	7,39%	691	4,92%	715	6,29%	572	6,47%	618	6,80%
152	5,92%	182	6,04%	200	5,50%	233	2,58%	222	3,60%	188	4,26%	196	4,65%



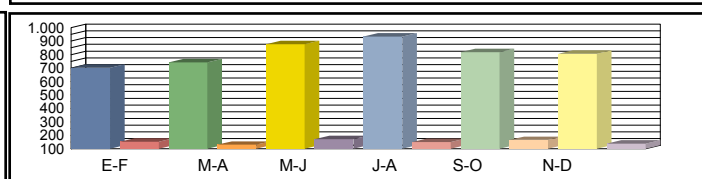
Media 00h-24h  
 Sábados 06h-22h  
 08h-14h

624	6,41%	575	6,43%	698	8,31%	811	4,56%	721	6,24%	695	6,62%	687	6,43%
563	6,57%	541	6,28%	632	8,23%	725	4,55%	654	6,27%	642	6,39%	626	6,38%
252	7,14%	272	6,62%	307	7,82%	348	4,89%	308	7,47%	292	6,85%	296	6,80%



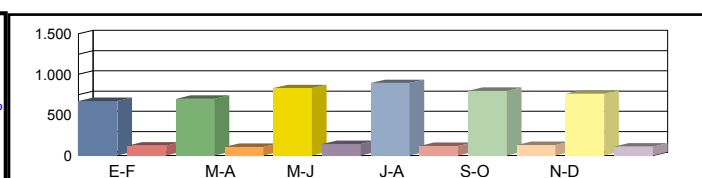
Media 00h-24h  
 Laborales 06h-22h  
 08h-14h

703	17,92%	743	14,94%	878	16,29%	934	13,81%	818	16,87%	806	14,64%	814	15,75%
657	17,81%	698	14,33%	796	16,08%	848	13,80%	761	16,56%	757	14,27%	753	15,47%
272	18,01%	283	14,49%	314	17,20%	354	14,12%	319	17,55%	313	14,38%	309	15,96%



Media 00h-24h  
 Diaria 06h-22h  
 08h-14h

670	15,22%	698	12,89%	830	14,46%	893	11,42%	797	13,93%	762	12,60%	<b>775</b>	13,42%
623	15,25%	657	12,48%	753	14,21%	807	11,52%	738	13,69%	713	12,34%	<b>715</b>	13,25%
250	15,20%	266	12,41%	298	14,77%	336	11,61%	303	14,52%	292	12,33%	<b>291</b>	13,47%



Coeficientes N  
 L  
 Coeficiente S

1,07002	1,06447	1,10302	1,10142	1,07490	1,06473	
1,15789	1,09556	0,92711	0,87152	0,99511	1,00993	
						0,95209

Los datos en color negro corresponden al total de vehículos y los datos en color azul corresponden a vehículos pesados (en %)



Castilla-La Mancha

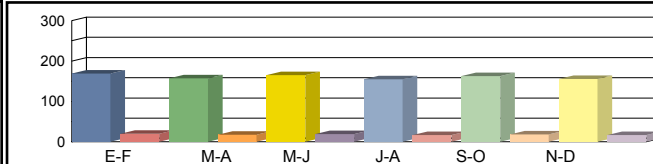
Consejería de Fomento

Estación: AB-224  
 Carretera: CM-3169 p.k. 3,50 Provincia: ALBACETE  
 Ubicación: Viveros - Int AB-606  
 Año: 2023  
 Tipo: COBERTURA

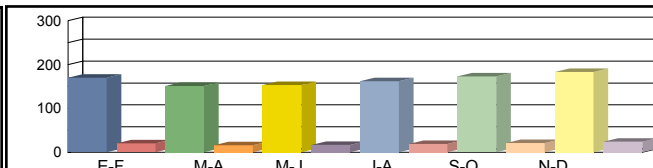
Dirección General de Carreteras

	Ene-Feb	Mar-Abr	May-Jun	Jul-Ago	Sep-Oct	Nov-Dic	IMD
--	---------	---------	---------	---------	---------	---------	-----

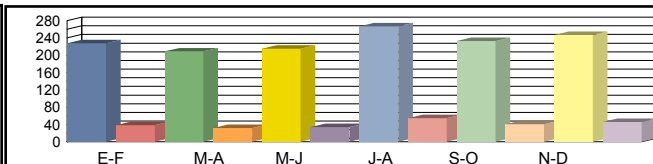
Media Domingos	00h-24h	169 <b>10,75%</b>	157 <b>9,98%</b>	165 <b>10,49%</b>	155 <b>9,81%</b>	163 <b>10,33%</b>	156 <b>9,92%</b>	161 <b>10,21%</b>
	06h-22h	131 <b>8,28%</b>	128 <b>8,09%</b>	135 <b>8,50%</b>	121 <b>7,61%</b>	134 <b>8,47%</b>	126 <b>7,93%</b>	129 <b>8,15%</b>
	08h-14h	52 <b>8,54%</b>	63 <b>10,22%</b>	60 <b>9,75%</b>	60 <b>9,71%</b>	69 <b>11,23%</b>	69 <b>11,29%</b>	62 <b>10,12%</b>



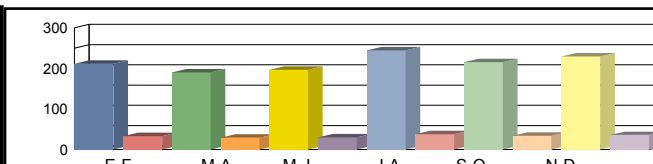
Media Sábados	00h-24h	170 <b>10,82%</b>	151 <b>9,57%</b>	153 <b>9,72%</b>	162 <b>10,29%</b>	173 <b>11,00%</b>	183 <b>11,65%</b>	165 <b>10,51%</b>
	06h-22h	146 <b>9,23%</b>	125 <b>7,91%</b>	128 <b>8,07%</b>	133 <b>8,38%</b>	148 <b>9,32%</b>	140 <b>8,84%</b>	137 <b>8,63%</b>
	08h-14h	77 <b>12,60%</b>	74 <b>12,05%</b>	82 <b>13,41%</b>	76 <b>12,37%</b>	84 <b>13,61%</b>	88 <b>14,36%</b>	80 <b>13,07%</b>



Media Laborales	00h-24h	228 <b>14,47%</b>	209 <b>13,26%</b>	215 <b>13,68%</b>	267 <b>16,98%</b>	233 <b>14,79%</b>	247 <b>15,68%</b>	233 <b>14,81%</b>
	06h-22h	195 <b>12,31%</b>	184 <b>11,62%</b>	190 <b>12,02%</b>	221 <b>13,97%</b>	202 <b>12,73%</b>	208 <b>13,16%</b>	200 <b>12,64%</b>
	08h-14h	108 <b>17,59%</b>	100 <b>16,30%</b>	103 <b>16,85%</b>	124 <b>20,25%</b>	112 <b>18,30%</b>	113 <b>18,34%</b>	110 <b>17,94%</b>



Media Diaria	00h-24h	211 <b>13,42%</b>	190 <b>13,13%</b>	196 <b>13,23%</b>	244 <b>13,21%</b>	215 <b>13,39%</b>	229 <b>13,42%</b>	214 <b>13,30%</b>
	06h-22h	179 <b>11,29%</b>	166 <b>11,08%</b>	172 <b>11,16%</b>	199 <b>11,08%</b>	186 <b>11,33%</b>	189 <b>11,19%</b>	182 <b>11,19%</b>
	08h-14h	96 <b>15,59%</b>	90 <b>15,75%</b>	93 <b>15,88%</b>	111 <b>15,72%</b>	103 <b>16,11%</b>	104 <b>16,23%</b>	100 <b>15,88%</b>



Coeficientes	N						
	L						
Coeficiente	S						

Los datos en color negro corresponden al total de vehículos y los datos en color azul corresponden a vehículos pesados (en %)





Castilla-La Mancha

Consejería de Fomento

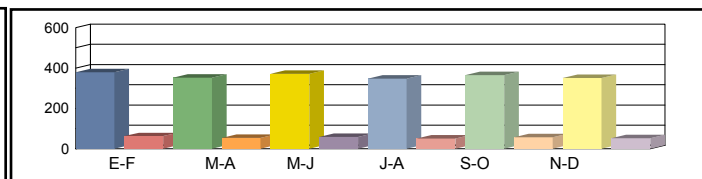
**Estación:** AB-225  
**Carretera:** CM-3168 p.k. 3,50 **Provincia:** ALBACETE  
**Ubicación:** Ossa de Montiel - Int AB-607  
**Año:** 2023  
**Tipo:** COBERTURA

Dirección General de Carreteras

	Ene-Feb	Mar-Abr	May-Jun	Jul-Ago	Sep-Oct	Nov-Dic	IMD
--	---------	---------	---------	---------	---------	---------	-----

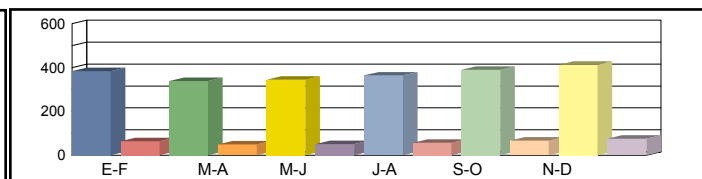
Media 00h-24h  
 Domingos 06h-22h  
 08h-14h

380	14,22%	353	13,19%	371	13,87%	347	12,98%	365	13,66%	351	13,12%	361	13,51%
319	12,35%	312	12,06%	327	12,67%	293	11,35%	326	12,64%	305	11,83%	314	12,15%
110	8,81%	131	10,54%	125	10,05%	125	10,02%	144	11,58%	145	11,64%	130	10,44%



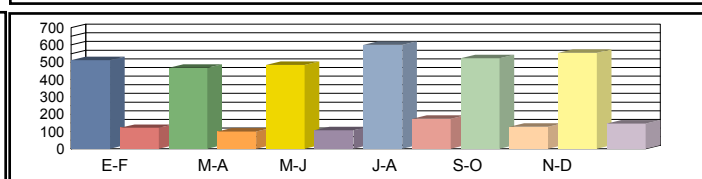
Media 00h-24h  
 Sábados 06h-22h  
 08h-14h

383	14,31%	339	12,66%	344	12,85%	364	13,60%	389	14,55%	412	15,40%	372	13,89%
356	13,77%	305	11,79%	311	12,04%	323	12,50%	359	13,90%	341	13,19%	332	12,86%
162	13,00%	155	12,43%	172	13,83%	159	12,75%	175	14,04%	184	14,80%	168	13,47%



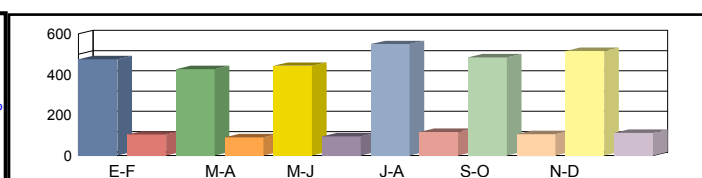
Media 00h-24h  
 Laborales 06h-22h  
 08h-14h

512	19,14%	469	17,54%	484	18,09%	601	22,45%	523	19,56%	555	20,74%	524	19,59%
474	18,35%	447	17,33%	463	17,92%	538	20,84%	490	18,99%	507	19,62%	486	18,84%
226	18,14%	209	16,81%	216	17,38%	260	20,88%	235	18,87%	236	18,91%	230	18,50%



Media 00h-24h  
 Diaria 06h-22h  
 08h-14h

475	17,75%	425	17,36%	442	17,49%	549	17,47%	484	17,70%	515	17,75%	<b>482</b>	17,59%
435	16,84%	402	16,52%	420	16,64%	484	16,52%	451	16,90%	461	16,68%	<b>442</b>	16,68%
200	16,07%	187	16,24%	195	16,37%	232	16,21%	215	16,62%	218	16,74%	<b>208</b>	16,37%



Coeficientes N  
 L  
 Coeficiente S


Los datos en color negro corresponden al total de vehículos y los datos en color azul corresponden a vehículos pesados (en %)



Castilla-La Mancha

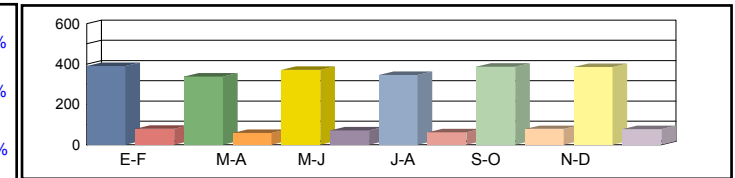
Consejería de Fomento

**Estación:** AB-226  
**Carretera:** CM-3203 p.k. 79,50 **Provincia:** ALBACETE  
**Ubicación:** Ayna - Elche de la Sierra  
**Año:** 2023  
**Tipo:** COBERTURA

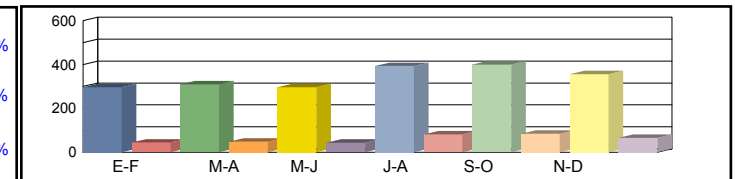
Dirección General de Carreteras

	Ene-Feb	Mar-Abr	May-Jun	Jul-Ago	Sep-Oct	Nov-Dic	IMD
--	---------	---------	---------	---------	---------	---------	-----

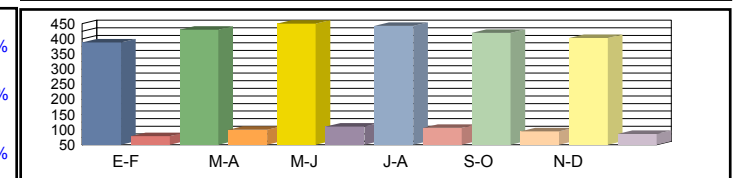
Media Domingos	00h-24h	390 17,03%	338 14,75%	372 16,25%	346 15,12%	387 16,91%	385 16,82%	370 16,15%
	06h-22h	308 15,45%	245 12,31%	286 14,38%	263 13,21%	307 15,40%	304 15,25%	286 14,33%
	08h-14h	68 4,65%	106 7,22%	82 5,62%	117 7,98%	121 8,28%	91 6,23%	98 6,66%



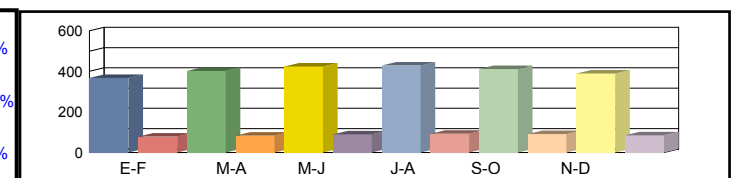
Media Sábados	00h-24h	297 12,97%	310 13,52%	297 12,96%	393 17,15%	399 17,41%	356 15,56%	342 14,93%
	06h-22h	228 11,42%	241 12,11%	234 11,73%	309 15,50%	311 15,64%	277 13,89%	267 13,38%
	08h-14h	115 7,84%	99 6,79%	106 7,23%	157 10,74%	148 10,15%	140 9,59%	128 8,72%



Media Laborales	00h-24h	388 16,95%	430 18,77%	450 19,65%	443 19,35%	420 18,33%	403 17,61%	422 18,44%
	06h-22h	306 15,35%	332 16,65%	354 17,78%	349 17,51%	331 16,62%	321 16,12%	332 16,67%
	08h-14h	144 9,84%	155 10,56%	162 11,06%	164 11,22%	153 10,46%	148 10,10%	154 10,54%



Media Diaria	00h-24h	368 17,38%	402 17,13%	424 17,27%	428 17,71%	412 18,00%	390 17,72%	<b>404 17,53%</b>
	06h-22h	289 15,71%	307 15,36%	332 15,60%	335 15,97%	325 16,30%	310 16,03%	<b>316 15,83%</b>
	08h-14h	127 9,25%	140 9,47%	144 9,30%	159 10,14%	148 10,10%	138 9,73%	<b>143 9,67%</b>



Coeficientes	N						
	L						
Coeficiente	S						

Los datos en color negro corresponden al total de vehículos y los datos en color azul corresponden a vehículos pesados (en %)



Castilla-La Mancha

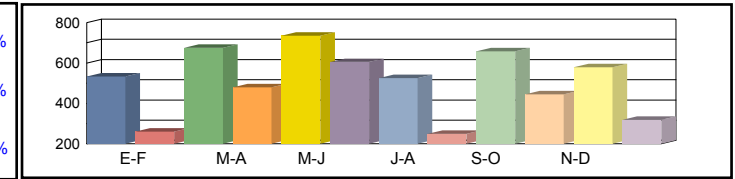
Consejería de Fomento

**Estación:** AB-227  
**Carretera:** CM-3210 p.k. 15,00 **Provincia:** ALBACETE  
**Ubicación:** Pozohondo - Pozo Cañada  
**Año:** 2023  
**Tipo:** COBERTURA

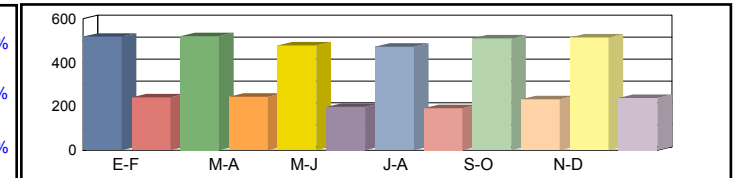
Dirección General de Carreteras

	Ene-Feb	Mar-Abr	May-Jun	Jul-Ago	Sep-Oct	Nov-Dic	IMD
--	---------	---------	---------	---------	---------	---------	-----

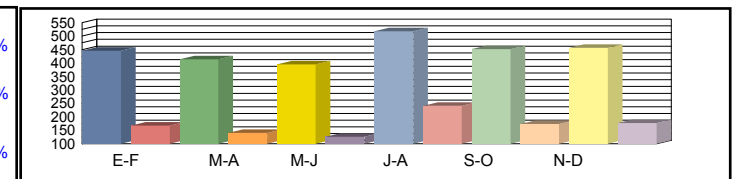
Media Domingos	00h-24h	534 <b>32,75%</b>	676 <b>41,49%</b>	736 <b>45,13%</b>	525 <b>32,17%</b>	658 <b>40,37%</b>	579 <b>35,50%</b>	618 <b>37,90%</b>
	06h-22h	478 <b>29,72%</b>	611 <b>38,00%</b>	659 <b>40,98%</b>	438 <b>27,21%</b>	592 <b>36,78%</b>	518 <b>32,23%</b>	549 <b>34,15%</b>
	08h-14h	198 <b>22,38%</b>	180 <b>20,34%</b>	208 <b>23,53%</b>	202 <b>22,76%</b>	215 <b>24,29%</b>	232 <b>26,18%</b>	206 <b>23,25%</b>



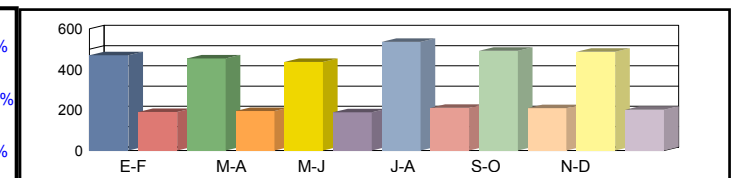
Media Sábados	00h-24h	518 <b>31,75%</b>	520 <b>31,89%</b>	478 <b>29,31%</b>	472 <b>28,92%</b>	510 <b>31,30%</b>	515 <b>31,59%</b>	502 <b>30,79%</b>
	06h-22h	455 <b>28,28%</b>	463 <b>28,75%</b>	421 <b>26,14%</b>	420 <b>26,08%</b>	460 <b>28,58%</b>	462 <b>28,69%</b>	447 <b>27,75%</b>
	08h-14h	276 <b>31,19%</b>	246 <b>27,82%</b>	247 <b>27,95%</b>	232 <b>26,22%</b>	168 <b>19,00%</b>	193 <b>21,76%</b>	227 <b>25,66%</b>



Media Laborales	00h-24h	446 <b>27,35%</b>	414 <b>25,39%</b>	395 <b>24,22%</b>	518 <b>31,75%</b>	452 <b>27,72%</b>	457 <b>28,00%</b>	447 <b>27,41%</b>
	06h-22h	393 <b>24,43%</b>	366 <b>22,72%</b>	349 <b>21,67%</b>	461 <b>28,65%</b>	399 <b>24,78%</b>	401 <b>24,91%</b>	395 <b>24,53%</b>
	08h-14h	181 <b>20,44%</b>	179 <b>20,23%</b>	163 <b>18,37%</b>	195 <b>22,04%</b>	183 <b>20,65%</b>	205 <b>23,16%</b>	184 <b>20,81%</b>



Media Diaria	00h-24h	469 <b>28,75%</b>	454 <b>30,02%</b>	436 <b>30,17%</b>	535 <b>28,27%</b>	492 <b>29,78%</b>	487 <b>29,12%</b>	<b>479</b> <b>29,35%</b>
	06h-22h	414 <b>25,74%</b>	404 <b>26,98%</b>	386 <b>27,04%</b>	473 <b>25,06%</b>	438 <b>26,79%</b>	429 <b>26,15%</b>	<b>424</b> <b>26,29%</b>
	08h-14h	197 <b>22,25%</b>	188 <b>21,48%</b>	175 <b>21,96%</b>	206 <b>21,60%</b>	186 <b>20,79%</b>	215 <b>21,45%</b>	<b>194</b> <b>21,59%</b>



Coeficientes	N							
	L							
Coeficiente	S							

Los datos en color negro corresponden al total de vehículos y los datos en color azul corresponden a vehículos pesados (en %)



Castilla-La Mancha

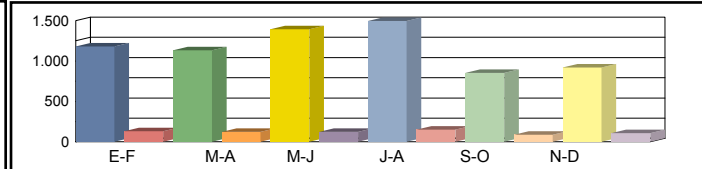
Consejería de Fomento

**Estación:** AB-32  
**Carretera:** CM-316 p.k. 56,80 **Provincia:** ALBACETE  
**Ubicación:** La Roda - Tarazona de la Mancha  
**Año:** 2023  
**Tipo:** PRIMARIA

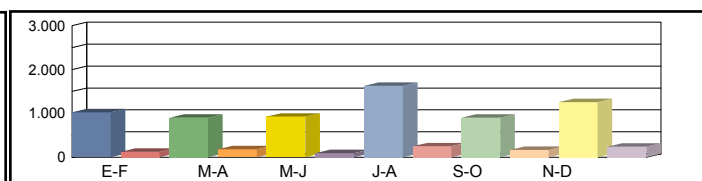
Dirección General de Carreteras

	Ene-Feb	Mar-Abr	May-Jun	Jul-Ago	Sep-Oct	Nov-Dic	IMD
--	---------	---------	---------	---------	---------	---------	-----

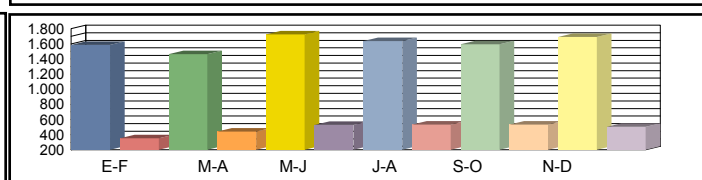
Media Domingos	00h-24h	1.181 <b>10,16%</b>	1.132 <b>9,89%</b>	1.392 <b>8,26%</b>	1.496 <b>9,16%</b>	854 <b>9,48%</b>	921 <b>10,42%</b>	1.163 <b>9,56%</b>
	06h-22h	997 <b>7,82%</b>	1.000 <b>9,00%</b>	1.295 <b>7,49%</b>	1.011 <b>11,87%</b>	800 <b>8,63%</b>	827 <b>9,19%</b>	988 <b>9,00%</b>
	08h-14h	381 <b>9,97%</b>	441 <b>5,90%</b>	686 <b>7,73%</b>	401 <b>9,73%</b>	267 <b>7,49%</b>	299 <b>9,36%</b>	412 <b>8,36%</b>



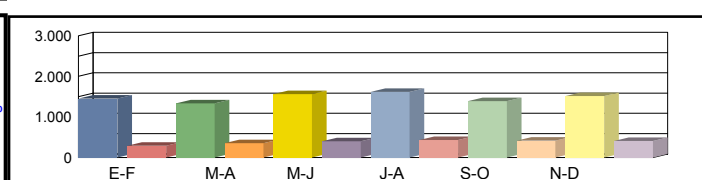
Media Sábados	00h-24h	1.025 <b>10,93%</b>	898 <b>16,70%</b>	926 <b>9,50%</b>	1.630 <b>13,31%</b>	902 <b>15,41%</b>	1.254 <b>15,87%</b>	1.106 <b>13,62%</b>
	06h-22h	878 <b>9,79%</b>	753 <b>12,48%</b>	833 <b>8,40%</b>	1.327 <b>13,87%</b>	829 <b>13,27%</b>	1.154 <b>14,04%</b>	962 <b>11,98%</b>
	08h-14h	475 <b>9,68%</b>	304 <b>13,49%</b>	359 <b>13,93%</b>	398 <b>16,33%</b>	376 <b>13,03%</b>	417 <b>20,86%</b>	388 <b>14,55%</b>



Media Laborales	00h-24h	1.586 <b>18,22%</b>	1.464 <b>23,09%</b>	1.724 <b>23,55%</b>	1.638 <b>24,54%</b>	1.595 <b>25,14%</b>	1.689 <b>22,97%</b>	1.616 <b>22,92%</b>
	06h-22h	1.463 <b>17,16%</b>	1.362 <b>22,10%</b>	1.641 <b>23,77%</b>	1.468 <b>25,54%</b>	1.500 <b>24,73%</b>	1.608 <b>22,70%</b>	1.507 <b>22,67%</b>
	08h-14h	646 <b>19,04%</b>	616 <b>23,54%</b>	765 <b>23,92%</b>	666 <b>28,53%</b>	694 <b>27,52%</b>	707 <b>22,63%</b>	682 <b>24,20%</b>



Media Diaria	00h-24h	1.448 <b>16,51%</b>	1.336 <b>20,88%</b>	1.562 <b>20,42%</b>	1.617 <b>20,90%</b>	1.390 <b>22,88%</b>	1.518 <b>21,08%</b>	<b>1.478 20,45%</b>
	06h-22h	1.313 <b>15,46%</b>	1.223 <b>19,71%</b>	1.476 <b>20,46%</b>	1.382 <b>22,50%</b>	1.305 <b>22,30%</b>	1.432 <b>20,60%</b>	<b>1.355 20,17%</b>
	08h-14h	584 <b>17,12%</b>	546 <b>20,70%</b>	696 <b>20,98%</b>	590 <b>25,59%</b>	587 <b>24,87%</b>	608 <b>21,55%</b>	<b>602 21,80%</b>



Coeficientes	N	1,08407	1,07489	1,05058	1,11580	1,06333	1,05037	
	L	1,01892	1,10383	0,93735	0,98657	1,01317	0,95678	
Coeficiente	S							0,91487

Los datos en color negro corresponden al total de vehículos y los datos en color azul corresponden a vehículos pesados (en %)



**Castilla-La Mancha**

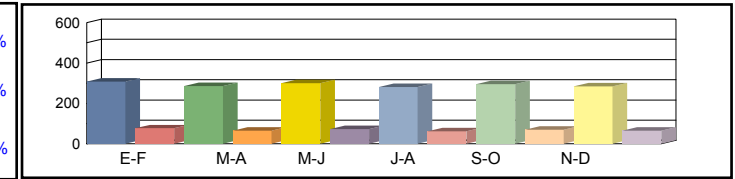
Consejería de Fomento

**Estación:** AB-33  
**Carretera:** CM-316 p.k. 4,00 **Provincia:** ALBACETE  
**Ubicación:** Munera - Santa Marta  
**Año:** 2023  
**Tipo:** COBERTURA

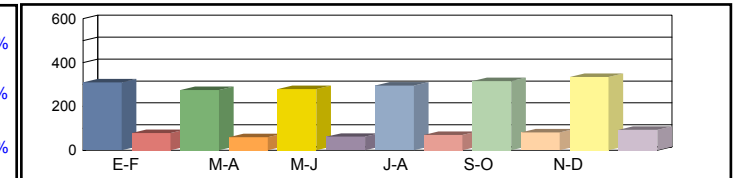
**Dirección General de Carreteras**

Ene-Feb	Mar-Abr	May-Jun	Jul-Ago	Sep-Oct	Nov-Dic	IMD
---------	---------	---------	---------	---------	---------	-----

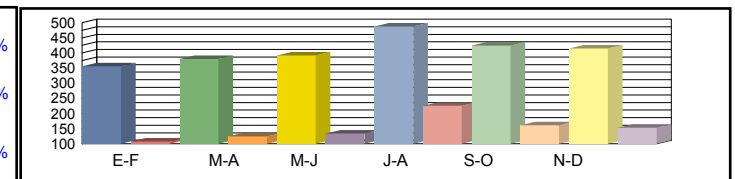
Media Domingos	00h-24h	308 <b>20,04%</b>	286 <b>18,60%</b>	301 <b>19,56%</b>	281 <b>18,29%</b>	296 <b>19,26%</b>	285 <b>18,51%</b>	293 <b>19,04%</b>
	06h-22h	235 <b>17,93%</b>	229 <b>17,51%</b>	241 <b>18,39%</b>	216 <b>16,48%</b>	240 <b>18,35%</b>	225 <b>17,17%</b>	231 <b>17,64%</b>
	08h-14h	72 <b>9,51%</b>	86 <b>11,38%</b>	82 <b>10,86%</b>	82 <b>10,82%</b>	94 <b>12,50%</b>	95 <b>12,57%</b>	85 <b>11,27%</b>



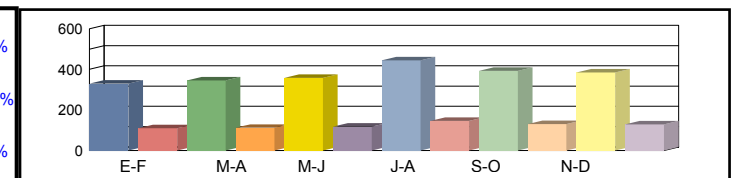
Media Sábados	00h-24h	310 <b>20,18%</b>	274 <b>17,84%</b>	279 <b>18,12%</b>	295 <b>19,18%</b>	315 <b>20,51%</b>	334 <b>21,72%</b>	301 <b>19,59%</b>
	06h-22h	262 <b>19,99%</b>	224 <b>17,12%</b>	229 <b>17,48%</b>	238 <b>18,15%</b>	264 <b>20,18%</b>	251 <b>19,15%</b>	245 <b>18,68%</b>
	08h-14h	106 <b>14,04%</b>	101 <b>13,42%</b>	113 <b>14,94%</b>	104 <b>13,77%</b>	115 <b>15,16%</b>	121 <b>15,99%</b>	110 <b>14,55%</b>



Media Laborales	00h-24h	356 <b>23,17%</b>	380 <b>24,73%</b>	392 <b>25,50%</b>	487 <b>31,66%</b>	424 <b>27,58%</b>	415 <b>26,99%</b>	409 <b>26,60%</b>
	06h-22h	293 <b>22,39%</b>	329 <b>25,16%</b>	341 <b>26,02%</b>	396 <b>30,25%</b>	361 <b>27,57%</b>	349 <b>26,65%</b>	345 <b>26,34%</b>
	08h-14h	130 <b>17,24%</b>	137 <b>18,16%</b>	142 <b>18,77%</b>	170 <b>22,56%</b>	154 <b>20,38%</b>	148 <b>19,59%</b>	147 <b>19,45%</b>



Media Diaria	00h-24h	330 <b>25,02%</b>	345 <b>24,48%</b>	358 <b>24,66%</b>	444 <b>24,63%</b>	392 <b>24,96%</b>	385 <b>25,02%</b>	<b>376 24,80%</b>
	06h-22h	269 <b>24,45%</b>	296 <b>23,98%</b>	309 <b>24,16%</b>	356 <b>23,98%</b>	332 <b>24,54%</b>	317 <b>24,22%</b>	<b>313 24,22%</b>
	08h-14h	115 <b>17,36%</b>	123 <b>17,54%</b>	128 <b>17,68%</b>	152 <b>17,51%</b>	141 <b>17,95%</b>	137 <b>18,08%</b>	<b>133 17,69%</b>



Coeficientes	N							
	L							
Coeficiente	S							

Los datos en color negro corresponden al total de vehículos y los datos en color azul corresponden a vehículos pesados (en %)



Castilla-La Mancha

Consejería de Fomento

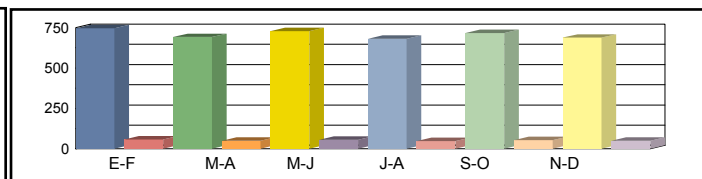
**Estación:** AB-34  
**Carretera:** CM-3119 p.k. 16,00 **Provincia:** ALBACETE  
**Ubicación:** Int. CM-3151 (Villarrobledo) - Munera  
**Año:** 2023  
**Tipo:** COBERTURA

Dirección General de Carreteras

Ene-Feb	Mar-Abr	May-Jun	Jul-Ago	Sep-Oct	Nov-Dic	IMD
---------	---------	---------	---------	---------	---------	-----

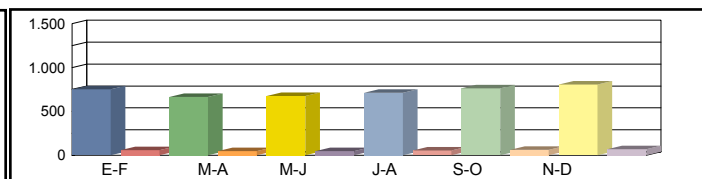
Media 00h-24h  
 Domingos 06h-22h  
 08h-14h

746 7,25%	692 6,73%	728 7,07%	681 6,62%	717 6,97%	688 6,69%	709 6,89%
641 5,58%	626 5,45%	657 5,73%	589 5,13%	655 5,71%	614 5,35%	630 5,49%
223 4,12%	267 4,94%	254 4,71%	253 4,69%	293 5,42%	294 5,45%	264 4,89%



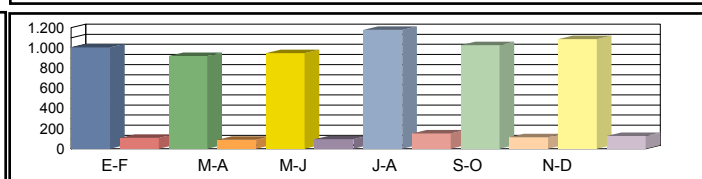
Media 00h-24h  
 Sábados 06h-22h  
 08h-14h

751 7,30%	664 6,45%	674 6,56%	713 6,94%	763 7,42%	808 7,85%	729 7,09%
714 6,22%	612 5,33%	625 5,44%	648 5,65%	721 6,28%	684 5,96%	667 5,82%
329 6,09%	314 5,82%	350 6,48%	323 5,97%	355 6,57%	375 6,93%	341 6,31%



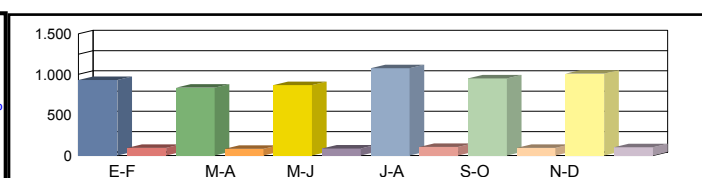
Media 00h-24h  
 Laborales 06h-22h  
 08h-14h

1.004 9,76%	920 8,94%	949 9,22%	1.178 11,45%	1.026 9,97%	1.088 10,58%	1.028 9,99%
952 8,30%	899 7,83%	930 8,10%	1.081 9,42%	985 8,59%	1.018 8,87%	978 8,52%
459 8,50%	425 7,87%	440 8,14%	528 9,78%	477 8,84%	478 8,86%	468 8,66%



Media 00h-24h  
 Diaria 06h-22h  
 08h-14h

931 9,05%	835 8,86%	867 8,92%	1.075 8,91%	949 9,03%	1.009 9,05%	<b>944 8,97%</b>
874 7,61%	809 7,47%	843 7,52%	973 7,47%	907 7,64%	925 7,54%	<b>888 7,54%</b>
407 7,53%	380 7,61%	397 7,67%	472 7,59%	437 7,78%	441 7,84%	<b>422 7,67%</b>



Coeficientes N  
 L  
 Coeficiente S


Los datos en color negro corresponden al total de vehículos y los datos en color azul corresponden a vehículos pesados (en %)



**Castilla-La Mancha**

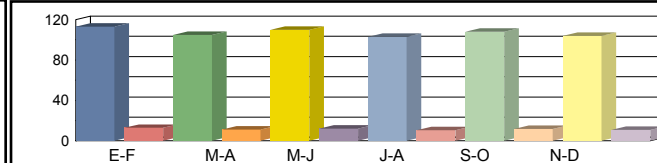
Consejería de Fomento

**Estación:** AB-35  
**Carretera:** CM-3151 p.k. 3,50 **Provincia:** ALBACETE  
**Ubicación:** Sotuélamos - Int. CM-3119 (Villarrobledo)  
**Año:** 2023  
**Tipo:** COBERTURA

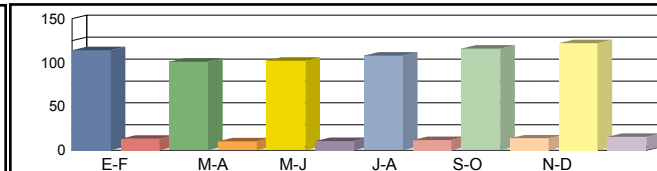
**Dirección General de Carreteras**

Ene-Feb	Mar-Abr	May-Jun	Jul-Ago	Sep-Oct	Nov-Dic	IMD
---------	---------	---------	---------	---------	---------	-----

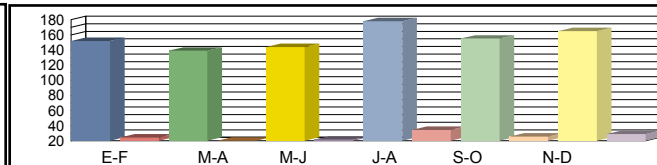
Media Domingos	00h-24h	113 <b>10,26%</b>	105 <b>9,52%</b>	110 <b>10,01%</b>	103 <b>9,37%</b>	108 <b>9,86%</b>	104 <b>9,47%</b>	107 <b>9,75%</b>
	06h-22h	79 <b>9,13%</b>	78 <b>8,91%</b>	81 <b>9,36%</b>	73 <b>8,39%</b>	81 <b>9,34%</b>	76 <b>8,74%</b>	78 <b>8,98%</b>
	08h-14h	30 <b>8,61%</b>	36 <b>10,30%</b>	34 <b>9,83%</b>	34 <b>9,80%</b>	40 <b>11,32%</b>	40 <b>11,38%</b>	36 <b>10,21%</b>



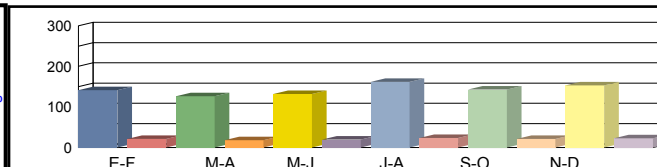
Media Sábados	00h-24h	114 <b>10,33%</b>	101 <b>9,13%</b>	102 <b>9,28%</b>	108 <b>9,82%</b>	116 <b>10,50%</b>	122 <b>11,12%</b>	110 <b>10,03%</b>
	06h-22h	88 <b>10,17%</b>	76 <b>8,71%</b>	77 <b>8,90%</b>	80 <b>9,23%</b>	89 <b>10,27%</b>	85 <b>9,74%</b>	82 <b>9,50%</b>
	08h-14h	44 <b>12,71%</b>	42 <b>12,15%</b>	47 <b>13,53%</b>	44 <b>12,47%</b>	48 <b>13,73%</b>	51 <b>14,48%</b>	46 <b>13,18%</b>



Media Laborales	00h-24h	152 <b>13,82%</b>	139 <b>12,66%</b>	144 <b>13,05%</b>	178 <b>16,21%</b>	155 <b>14,12%</b>	165 <b>14,97%</b>	156 <b>14,14%</b>
	06h-22h	118 <b>13,56%</b>	111 <b>12,80%</b>	115 <b>13,24%</b>	134 <b>15,39%</b>	122 <b>14,03%</b>	126 <b>14,50%</b>	121 <b>13,92%</b>
	08h-14h	62 <b>17,74%</b>	57 <b>16,44%</b>	59 <b>16,99%</b>	71 <b>20,42%</b>	64 <b>18,45%</b>	65 <b>18,49%</b>	63 <b>18,09%</b>



Media Diaria	00h-24h	141 <b>12,81%</b>	126 <b>12,53%</b>	132 <b>12,62%</b>	162 <b>12,61%</b>	143 <b>12,78%</b>	153 <b>12,81%</b>	<b>143</b> <b>12,69%</b>
	06h-22h	108 <b>12,44%</b>	100 <b>12,20%</b>	104 <b>12,29%</b>	121 <b>12,20%</b>	112 <b>12,49%</b>	115 <b>12,33%</b>	<b>110</b> <b>12,33%</b>
	08h-14h	55 <b>15,72%</b>	51 <b>15,88%</b>	53 <b>16,01%</b>	63 <b>15,85%</b>	59 <b>16,25%</b>	60 <b>16,37%</b>	<b>57</b> <b>16,01%</b>



Coeficientes	N							
	L							
Coeficiente	S							

Los datos en color negro corresponden al total de vehículos y los datos en color azul corresponden a vehículos pesados (en %)



Castilla-La Mancha

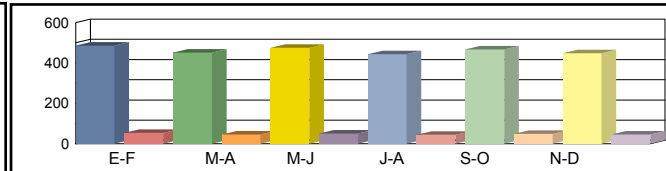
Consejería de Fomento

**Estación:** AB-37  
**Carretera:** CM-3133 p.k. 20,00 **Provincia:** ALBACETE  
**Ubicación:** El Bonillo - El Balletero  
**Año:** 2023  
**Tipo:** COBERTURA

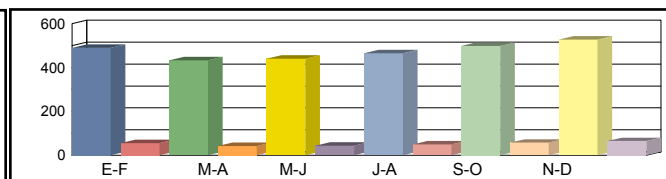
Dirección General de Carreteras

	Ene-Feb	Mar-Abr	May-Jun	Jul-Ago	Sep-Oct	Nov-Dic	IMD
--	---------	---------	---------	---------	---------	---------	-----

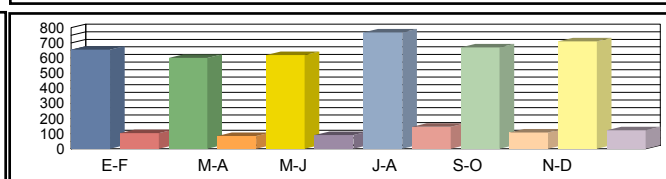
Media Domingos	00h-24h	486 <b>10,09%</b>	452 <b>9,37%</b>	475 <b>9,85%</b>	444 <b>9,21%</b>	467 <b>9,70%</b>	449 <b>9,32%</b>	462 <b>9,59%</b>
	06h-22h	390 <b>5,69%</b>	381 <b>5,55%</b>	400 <b>5,83%</b>	359 <b>5,23%</b>	399 <b>5,82%</b>	374 <b>5,44%</b>	384 <b>5,59%</b>
	08h-14h	156 <b>3,02%</b>	186 <b>3,62%</b>	178 <b>3,45%</b>	177 <b>3,44%</b>	205 <b>3,98%</b>	206 <b>4,00%</b>	185 <b>3,58%</b>



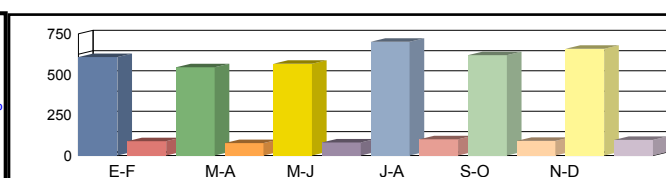
Media Sábados	00h-24h	490 <b>10,16%</b>	433 <b>8,98%</b>	440 <b>9,12%</b>	465 <b>9,66%</b>	498 <b>10,33%</b>	527 <b>10,93%</b>	476 <b>9,86%</b>
	06h-22h	435 <b>6,34%</b>	373 <b>5,43%</b>	381 <b>5,54%</b>	395 <b>5,75%</b>	439 <b>6,40%</b>	417 <b>6,07%</b>	407 <b>5,92%</b>
	08h-14h	230 <b>4,46%</b>	220 <b>4,27%</b>	245 <b>4,75%</b>	226 <b>4,38%</b>	248 <b>4,82%</b>	262 <b>5,08%</b>	238 <b>4,63%</b>



Media Laborales	00h-24h	655 <b>13,59%</b>	600 <b>12,45%</b>	619 <b>12,84%</b>	768 <b>15,94%</b>	669 <b>13,88%</b>	710 <b>14,72%</b>	670 <b>13,90%</b>
	06h-22h	580 <b>8,45%</b>	548 <b>7,98%</b>	566 <b>8,25%</b>	658 <b>9,59%</b>	600 <b>8,74%</b>	620 <b>9,03%</b>	595 <b>8,67%</b>
	08h-14h	321 <b>6,23%</b>	297 <b>5,77%</b>	307 <b>5,97%</b>	370 <b>7,17%</b>	334 <b>6,48%</b>	335 <b>6,49%</b>	327 <b>6,35%</b>



Media Diaria	00h-24h	607 <b>12,60%</b>	544 <b>12,33%</b>	566 <b>12,42%</b>	701 <b>12,40%</b>	619 <b>12,57%</b>	658 <b>12,60%</b>	<b>616</b> <b>12,48%</b>
	06h-22h	532 <b>7,75%</b>	493 <b>7,60%</b>	513 <b>7,66%</b>	592 <b>7,60%</b>	553 <b>7,78%</b>	564 <b>7,68%</b>	<b>541</b> <b>7,68%</b>
	08h-14h	284 <b>5,52%</b>	266 <b>5,58%</b>	277 <b>5,62%</b>	331 <b>5,57%</b>	306 <b>5,71%</b>	309 <b>5,75%</b>	<b>296</b> <b>5,62%</b>



Coeficientes	N							
	L							
Coeficiente	S							

Los datos en color negro corresponden al total de vehículos y los datos en color azul corresponden a vehículos pesados (en %)





Castilla-La Mancha

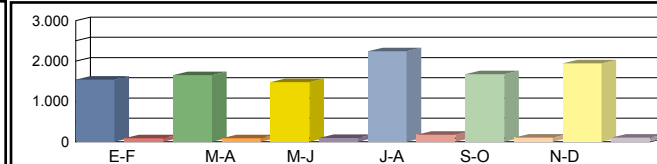
Consejería de Fomento

**Estación:** AB-38  
**Carretera:** CM-3220 p.k. 3,50 **Provincia:** ALBACETE  
**Ubicación:** Almansa - Límite Provincia con Murcia  
**Año:** 2023  
**Tipo:** PRIMARIA

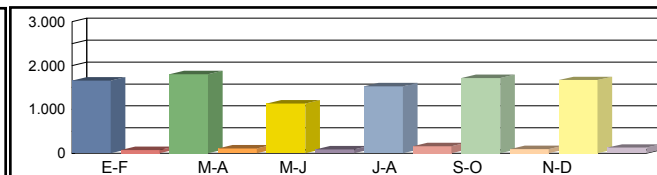
Dirección General de Carreteras

	Ene-Feb	Mar-Abr	May-Jun	Jul-Ago	Sep-Oct	Nov-Dic	IMD
--	---------	---------	---------	---------	---------	---------	-----

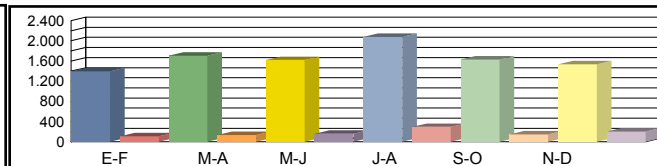
Media Domingos	00h-24h	1.540 5,45%	1.654 5,08%	1.476 6,30%	2.243 7,27%	1.674 6,09%	1.944 5,25%	1.755 5,91%
	06h-22h	1.437 4,04%	1.478 3,99%	1.261 5,63%	1.937 8,00%	1.492 4,96%	1.845 4,39%	1.575 5,17%
	08h-14h	798 1,63%	710 5,49%	562 4,80%	734 12,13%	639 9,23%	841 3,21%	714 6,08%



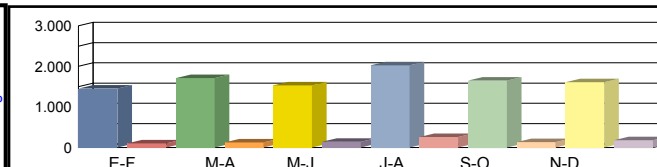
Media Sábados	00h-24h	1.657 4,10%	1.799 5,67%	1.134 7,05%	1.526 9,50%	1.713 5,37%	1.667 7,08%	1.583 6,46%
	06h-22h	1.519 2,50%	1.625 3,26%	1.015 6,40%	1.343 9,61%	1.452 3,51%	1.524 5,25%	1.413 5,09%
	08h-14h	888 1,35%	838 2,63%	488 4,51%	638 9,87%	768 1,56%	658 3,50%	713 3,90%



Media Laborales	00h-24h	1.395 7,31%	1.707 7,26%	1.621 8,88%	2.078 12,46%	1.629 8,29%	1.535 11,73%	1.661 9,32%
	06h-22h	1.318 5,69%	1.559 5,84%	1.480 7,77%	1.897 12,70%	1.475 7,05%	1.408 11,29%	1.523 8,39%
	08h-14h	570 5,79%	643 6,69%	526 8,37%	676 13,02%	633 6,16%	561 14,62%	602 9,11%



Media Diaria	00h-24h	1.452 6,47%	1.712 6,72%	1.530 8,30%	2.023 11,32%	1.647 7,53%	1.612 9,93%	1.663 8,38%
	06h-22h	1.364 4,99%	1.557 5,20%	1.382 7,31%	1.823 11,63%	1.474 6,24%	1.488 9,21%	1.515 7,43%
	08h-14h	648 4,17%	681 5,87%	525 7,24%	678 12,39%	653 5,82%	614 10,59%	633 7,68%



Coeficientes	N	1,05842	1,09493	1,09527	1,09541	1,10441	1,09020	
	L	1,19068	0,97305	1,02468	0,79933	1,01964	1,08208	
Coeficiente	S							1,00138

Los datos en color negro corresponden al total de vehículos y los datos en color azul corresponden a vehículos pesados (en %)



Castilla-La Mancha

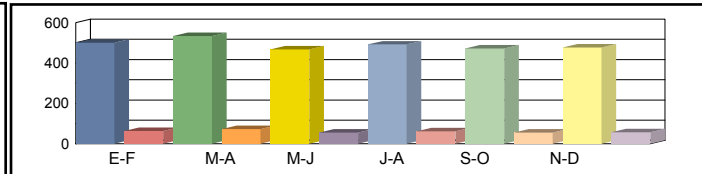
Consejería de Fomento

**Estación:** AB-39  
**Carretera:** CM-3214 p.k. 11,00 **Provincia:** ALBACETE  
**Ubicación:** Int. N-301 -Int CM- 3211 (Pinilla)  
**Año:** 2023  
**Tipo:** COBERTURA

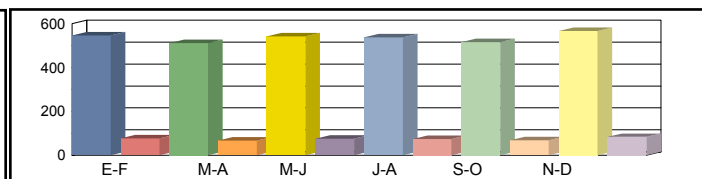
Dirección General de Carreteras

	Ene-Feb	Mar-Abr	May-Jun	Jul-Ago	Sep-Oct	Nov-Dic	IMD
--	---------	---------	---------	---------	---------	---------	-----

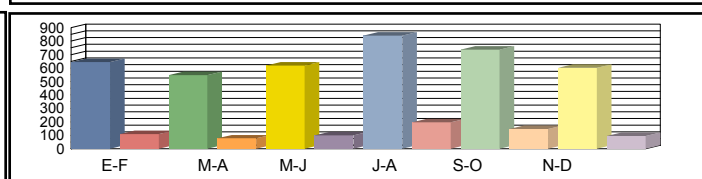
Media Domingos	00h-24h	501 <b>11,36%</b>	534 <b>12,11%</b>	468 <b>10,61%</b>	492 <b>11,15%</b>	472 <b>10,70%</b>	477 <b>10,82%</b>	491 <b>11,12%</b>
	06h-22h	468 <b>9,59%</b>	512 <b>10,50%</b>	461 <b>9,45%</b>	467 <b>9,57%</b>	434 <b>8,89%</b>	442 <b>9,05%</b>	464 <b>9,51%</b>
	08h-14h	201 <b>7,45%</b>	217 <b>8,06%</b>	192 <b>7,14%</b>	205 <b>7,61%</b>	187 <b>6,93%</b>	185 <b>6,87%</b>	198 <b>7,34%</b>



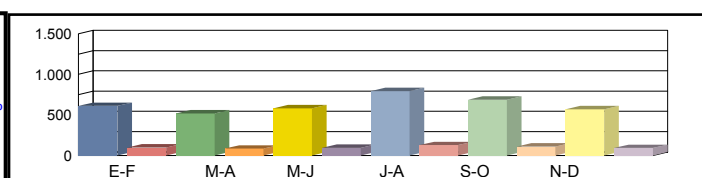
Media Sábados	00h-24h	546 <b>12,37%</b>	511 <b>11,58%</b>	542 <b>12,28%</b>	537 <b>12,17%</b>	516 <b>11,70%</b>	567 <b>12,84%</b>	536 <b>12,16%</b>
	06h-22h	498 <b>10,21%</b>	471 <b>9,65%</b>	490 <b>10,05%</b>	495 <b>10,14%</b>	472 <b>9,66%</b>	520 <b>10,65%</b>	491 <b>10,06%</b>
	08h-14h	275 <b>10,20%</b>	276 <b>10,23%</b>	279 <b>10,34%</b>	276 <b>10,24%</b>	253 <b>9,41%</b>	278 <b>10,34%</b>	273 <b>10,12%</b>



Media Laborales	00h-24h	644 <b>14,60%</b>	548 <b>12,43%</b>	619 <b>14,03%</b>	840 <b>19,05%</b>	736 <b>16,68%</b>	602 <b>13,65%</b>	665 <b>15,07%</b>
	06h-22h	601 <b>12,31%</b>	512 <b>10,50%</b>	546 <b>11,18%</b>	756 <b>15,48%</b>	707 <b>14,49%</b>	582 <b>11,93%</b>	617 <b>12,65%</b>
	08h-14h	289 <b>10,73%</b>	245 <b>9,09%</b>	272 <b>10,09%</b>	364 <b>13,49%</b>	322 <b>11,96%</b>	287 <b>10,65%</b>	296 <b>11,00%</b>



Media Diaria	00h-24h	610 <b>13,82%</b>	518 <b>13,81%</b>	581 <b>13,70%</b>	792 <b>13,76%</b>	687 <b>13,63%</b>	569 <b>13,81%</b>	<b>626</b> <b>13,75%</b>
	06h-22h	567 <b>11,62%</b>	485 <b>11,67%</b>	513 <b>11,58%</b>	713 <b>11,61%</b>	657 <b>11,44%</b>	549 <b>11,61%</b>	<b>581</b> <b>11,59%</b>
	08h-14h	274 <b>10,18%</b>	235 <b>10,28%</b>	258 <b>10,16%</b>	347 <b>10,21%</b>	300 <b>10,00%</b>	271 <b>10,12%</b>	<b>281</b> <b>10,16%</b>



Coeficientes	N							
	L							
Coeficiente	S							

Los datos en color negro corresponden al total de vehículos y los datos en color azul corresponden a vehículos pesados (en %)



Castilla-La Mancha

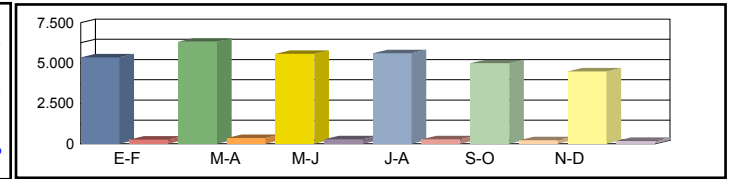
Consejería de Fomento

**Estación:** AB-4  
**Carretera:** CM-3203 p.k. 5,50 **Provincia:** ALBACETE  
**Ubicación:** Maestranza Aérea - Urbanización Aguasol  
**Año:** 2023  
**Tipo:** COBERTURA

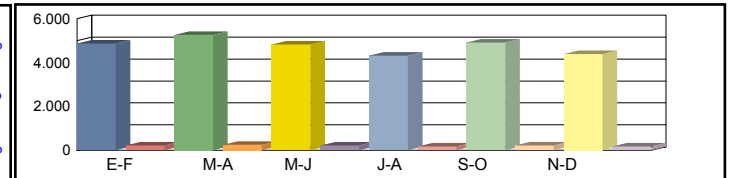
Dirección General de Carreteras

	Ene-Feb	Mar-Abr	May-Jun	Jul-Ago	Sep-Oct	Nov-Dic	IMD
--	---------	---------	---------	---------	---------	---------	-----

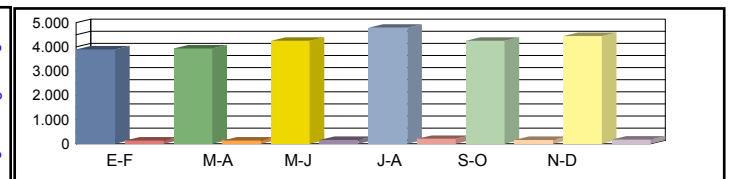
Media Domingos	00h-24h	5.349 4,66%	6.314 5,51%	5.577 4,86%	5.608 4,89%	4.987 4,35%	4.490 3,91%	5.388 4,70%
	06h-22h	5.049 4,03%	6.172 4,92%	5.398 4,31%	4.959 3,96%	4.741 3,78%	4.282 3,42%	5.100 4,07%
	08h-14h	2.139 6,47%	1.564 4,73%	2.103 6,36%	1.688 5,11%	1.732 5,24%	1.819 5,51%	1.841 5,57%



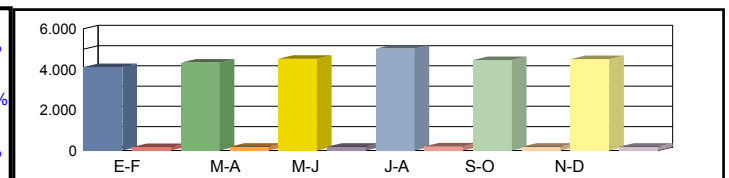
Media Sábados	00h-24h	4.861 4,24%	5.259 4,59%	4.819 4,20%	4.311 3,76%	4.908 4,28%	4.394 3,83%	4.759 4,15%
	06h-22h	4.591 3,66%	5.021 4,00%	4.567 3,64%	4.172 3,33%	4.673 3,73%	4.250 3,39%	4.546 3,63%
	08h-14h	2.225 6,73%	2.425 7,34%	2.201 6,66%	2.048 6,20%	1.909 5,78%	1.879 5,69%	2.114 6,40%



Media Laborales	00h-24h	3.897 3,40%	3.933 3,43%	4.252 3,71%	4.792 4,18%	4.257 3,71%	4.450 3,88%	4.264 3,72%
	06h-22h	3.736 2,98%	3.741 2,98%	4.063 3,24%	4.440 3,54%	4.068 3,24%	4.360 3,48%	4.068 3,24%
	08h-14h	1.522 4,61%	1.597 4,83%	1.670 5,05%	1.672 5,06%	1.636 4,95%	1.620 4,90%	1.620 4,90%



Media Diaria	00h-24h	4.119 3,92%	4.337 4,09%	4.521 3,95%	5.018 3,89%	4.454 3,88%	4.505 3,76%	<b>4.492 3,91%</b>
	06h-22h	3.933 3,42%	4.143 3,59%	4.324 3,45%	4.595 3,36%	4.251 3,39%	4.421 3,29%	<b>4.278 3,42%</b>
	08h-14h	1.667 5,42%	1.697 5,26%	1.820 5,40%	1.740 5,15%	1.689 5,11%	1.680 5,14%	<b>1.716 5,25%</b>



Coeficientes	N						
	L						
Coeficiente	S						

Los datos en color negro corresponden al total de vehículos y los datos en color azul corresponden a vehículos pesados (en %)



Castilla-La Mancha

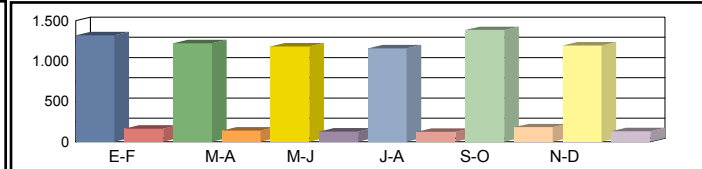
Consejería de Fomento

**Estación:** AB-42  
**Carretera:** CM-412 p.k. 224,00 **Provincia:** ALBACETE  
**Ubicación:** Fuente Higuera - Int. CM-3206  
**Año:** 2023  
**Tipo:** COBERTURA

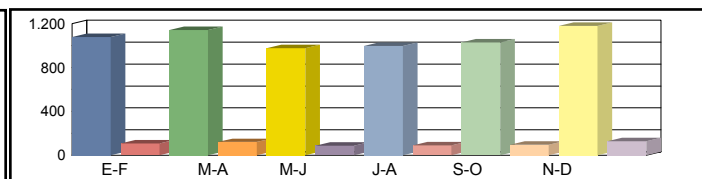
Dirección General de Carreteras

Ene-Feb	Mar-Abr	May-Jun	Jul-Ago	Sep-Oct	Nov-Dic	IMD
---------	---------	---------	---------	---------	---------	-----

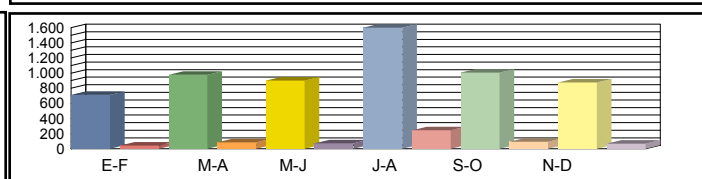
Media Domingos	00h-24h	1.318 <b>11,03%</b>	1.220 <b>10,21%</b>	1.181 <b>9,88%</b>	1.156 <b>9,67%</b>	1.384 <b>11,58%</b>	1.192 <b>9,97%</b>	1.242 <b>10,39%</b>
	06h-22h	1.253 <b>9,06%</b>	1.155 <b>8,35%</b>	1.152 <b>8,32%</b>	1.074 <b>7,76%</b>	1.246 <b>9,01%</b>	1.117 <b>8,07%</b>	1.166 <b>8,43%</b>
	08h-14h	510 <b>4,10%</b>	485 <b>3,91%</b>	509 <b>4,10%</b>	469 <b>3,78%</b>	490 <b>3,95%</b>	448 <b>3,61%</b>	485 <b>3,91%</b>



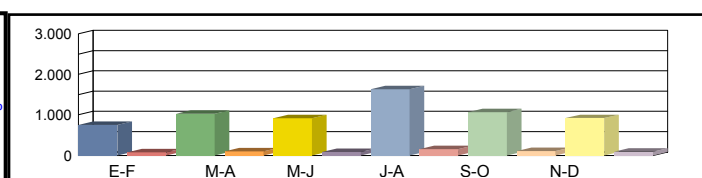
Media Sábados	00h-24h	1.079 <b>9,02%</b>	1.142 <b>9,55%</b>	977 <b>8,17%</b>	998 <b>8,35%</b>	1.028 <b>8,60%</b>	1.180 <b>9,87%</b>	1.067 <b>8,93%</b>
	06h-22h	1.025 <b>7,41%</b>	1.060 <b>7,66%</b>	934 <b>6,75%</b>	927 <b>6,70%</b>	959 <b>6,93%</b>	1.104 <b>7,98%</b>	1.002 <b>7,24%</b>
	08h-14h	504 <b>4,06%</b>	505 <b>4,07%</b>	446 <b>3,59%</b>	429 <b>3,45%</b>	492 <b>3,96%</b>	539 <b>4,34%</b>	486 <b>3,91%</b>



Media Laborales	00h-24h	714 <b>5,98%</b>	978 <b>8,18%</b>	902 <b>7,55%</b>	1.600 <b>13,38%</b>	1.008 <b>8,43%</b>	877 <b>7,33%</b>	1.013 <b>8,48%</b>
	06h-22h	666 <b>4,81%</b>	924 <b>6,68%</b>	817 <b>5,91%</b>	1.487 <b>10,75%</b>	941 <b>6,80%</b>	830 <b>6,00%</b>	944 <b>6,82%</b>
	08h-14h	281 <b>2,27%</b>	409 <b>3,29%</b>	356 <b>2,87%</b>	687 <b>5,53%</b>	417 <b>3,36%</b>	366 <b>2,95%</b>	419 <b>3,38%</b>



Media Diaria	00h-24h	753 <b>8,89%</b>	1.026 <b>8,85%</b>	920 <b>8,60%</b>	1.631 <b>8,60%</b>	1.065 <b>8,91%</b>	921 <b>8,86%</b>	<b>1.053</b> <b>8,78%</b>
	06h-22h	706 <b>7,21%</b>	971 <b>7,14%</b>	842 <b>7,01%</b>	1.514 <b>6,92%</b>	987 <b>7,14%</b>	873 <b>7,15%</b>	<b>982</b> <b>7,10%</b>
	08h-14h	298 <b>3,56%</b>	431 <b>3,54%</b>	371 <b>3,50%</b>	702 <b>3,43%</b>	438 <b>3,53%</b>	385 <b>3,53%</b>	<b>438</b> <b>3,52%</b>



Coeficientes	N							
	L							
Coeficiente	S							

Los datos en color negro corresponden al total de vehículos y los datos en color azul corresponden a vehículos pesados (en %)



Castilla-La Mancha

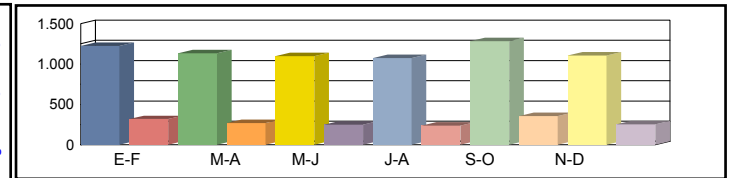
Consejería de Fomento

**Estación:** AB-43  
**Carretera:** CM-3206 p.k. 8,00 **Provincia:** ALBACETE  
**Ubicación:** Int. CM-412 - Yeste  
**Año:** 2023  
**Tipo:** COBERTURA

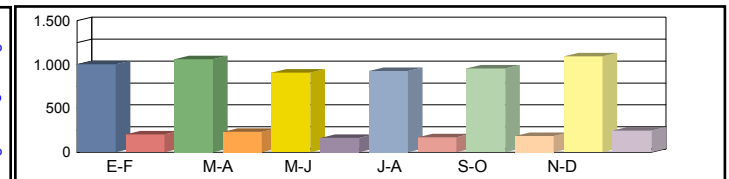
Dirección General de Carreteras

Ene-Feb	Mar-Abr	May-Jun	Jul-Ago	Sep-Oct	Nov-Dic	IMD
---------	---------	---------	---------	---------	---------	-----

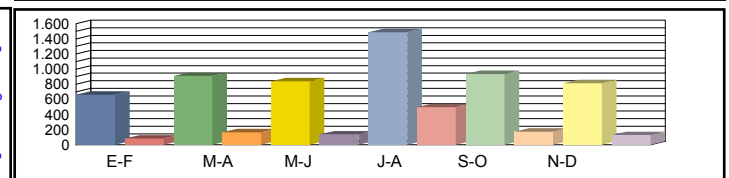
Media Domingos	00h-24h	1.224 <b>20,68%</b>	1.133 <b>19,14%</b>	1.097 <b>18,53%</b>	1.073 <b>18,13%</b>	1.285 <b>21,71%</b>	1.107 <b>18,70%</b>	1.153 <b>19,48%</b>
	06h-22h	1.130 <b>17,25%</b>	1.042 <b>15,90%</b>	1.039 <b>15,86%</b>	969 <b>14,79%</b>	1.125 <b>17,16%</b>	1.008 <b>15,38%</b>	1.052 <b>16,06%</b>
	08h-14h	403 <b>12,22%</b>	384 <b>11,64%</b>	403 <b>12,22%</b>	371 <b>11,25%</b>	388 <b>11,76%</b>	354 <b>10,74%</b>	384 <b>11,64%</b>



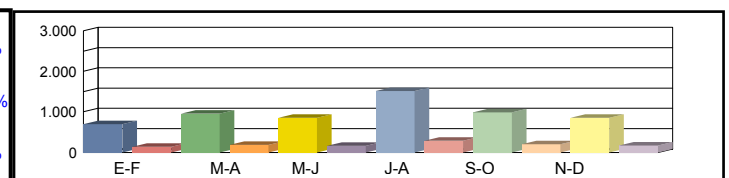
Media Sábados	00h-24h	1.002 <b>16,92%</b>	1.060 <b>17,91%</b>	907 <b>15,32%</b>	927 <b>15,66%</b>	955 <b>16,13%</b>	1.095 <b>18,50%</b>	991 <b>16,74%</b>
	06h-22h	925 <b>14,11%</b>	956 <b>14,59%</b>	843 <b>12,86%</b>	836 <b>12,76%</b>	865 <b>13,20%</b>	996 <b>15,20%</b>	904 <b>13,79%</b>
	08h-14h	399 <b>12,09%</b>	400 <b>12,11%</b>	353 <b>10,70%</b>	339 <b>10,28%</b>	390 <b>11,81%</b>	427 <b>12,93%</b>	385 <b>11,65%</b>



Media Laborales	00h-24h	663 <b>11,21%</b>	908 <b>15,34%</b>	838 <b>14,15%</b>	1.485 <b>25,09%</b>	936 <b>15,81%</b>	814 <b>13,75%</b>	941 <b>15,89%</b>
	06h-22h	601 <b>9,17%</b>	834 <b>12,73%</b>	737 <b>11,25%</b>	1.342 <b>20,48%</b>	849 <b>12,96%</b>	749 <b>11,42%</b>	852 <b>13,00%</b>
	08h-14h	223 <b>6,75%</b>	324 <b>9,81%</b>	282 <b>8,54%</b>	544 <b>16,48%</b>	330 <b>10,00%</b>	290 <b>8,79%</b>	332 <b>10,06%</b>



Media Diaria	00h-24h	699 <b>16,67%</b>	953 <b>16,59%</b>	855 <b>16,13%</b>	1.514 <b>16,12%</b>	989 <b>16,70%</b>	855 <b>16,61%</b>	<b>978</b> <b>16,47%</b>
	06h-22h	637 <b>13,74%</b>	876 <b>13,61%</b>	760 <b>13,36%</b>	1.366 <b>13,19%</b>	891 <b>13,59%</b>	788 <b>13,62%</b>	<b>886</b> <b>13,52%</b>
	08h-14h	237 <b>10,62%</b>	341 <b>10,54%</b>	294 <b>10,42%</b>	556 <b>10,22%</b>	347 <b>10,51%</b>	305 <b>10,52%</b>	<b>347</b> <b>10,47%</b>



Coeficientes	N							
	L							
Coeficiente	S							

Los datos en color negro corresponden al total de vehículos y los datos en color azul corresponden a vehículos pesados (en %)



Castilla-La Mancha

Consejería de Fomento

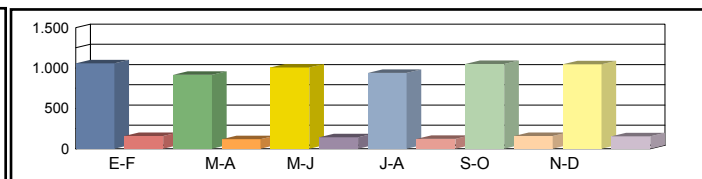
**Estación:** AB-45  
**Carretera:** CM-3217 p.k. 28,00 **Provincia:** ALBACETE  
**Ubicación:** Ferez- Limite provincia Murcia (Tarazona)  
**Año:** 2023  
**Tipo:** COBERTURA

Dirección General de Carreteras

	Ene-Feb	Mar-Abr	May-Jun	Jul-Ago	Sep-Oct	Nov-Dic	IMD
--	---------	---------	---------	---------	---------	---------	-----

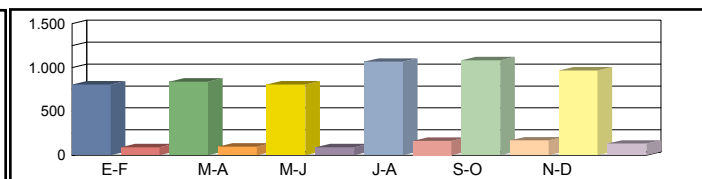
Media 00h-24h  
 Domingos 06h-22h  
 08h-14h

1.058	13,21%	916	11,44%	1.009	12,60%	940	11,73%	1.050	13,12%	1.045	13,05%	1.003	12,53%
936	10,54%	745	8,40%	871	9,81%	800	9,01%	932	10,50%	923	10,40%	868	9,78%
182	6,08%	282	9,46%	220	7,36%	312	10,45%	324	10,84%	244	8,15%	261	8,72%



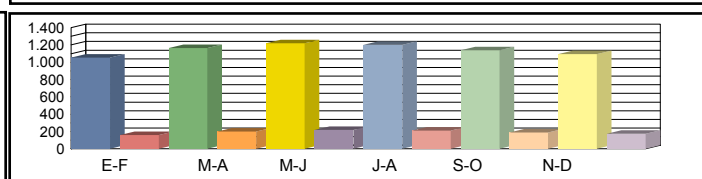
Media 00h-24h  
 Sábados 06h-22h  
 08h-14h

806	10,06%	840	10,49%	805	10,05%	1.066	13,31%	1.082	13,51%	967	12,07%	928	11,58%
691	7,79%	733	8,26%	710	8,00%	938	10,57%	947	10,66%	841	9,47%	810	9,12%
306	10,26%	266	8,89%	283	9,46%	420	14,07%	397	13,29%	375	12,56%	341	11,42%



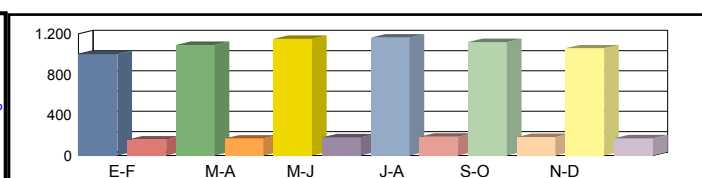
Media 00h-24h  
 Laborales 06h-22h  
 08h-14h

1.053	13,15%	1.166	14,56%	1.221	15,24%	1.202	15,01%	1.139	14,22%	1.094	13,66%	1.146	14,31%
929	10,47%	1.008	11,35%	1.077	12,13%	1.060	11,94%	1.006	11,33%	976	10,99%	1.009	11,37%
385	12,89%	413	13,83%	433	14,49%	439	14,69%	409	13,69%	395	13,23%	412	13,80%



Media 00h-24h  
 Diaria 06h-22h  
 08h-14h

998	13,48%	1.090	13,29%	1.150	13,40%	1.161	13,74%	1.118	13,96%	1.057	13,75%	<b>1.096</b>	13,60%
878	10,71%	932	10,47%	1.011	10,64%	1.019	10,89%	987	11,12%	942	10,93%	<b>962</b>	10,79%
341	12,11%	374	12,40%	385	12,18%	426	13,28%	395	13,23%	367	12,74%	<b>381</b>	12,66%



Coeficientes N  
 L  
 Coeficiente S


Los datos en color negro corresponden al total de vehículos y los datos en color azul corresponden a vehículos pesados (en %)



Castilla-La Mancha

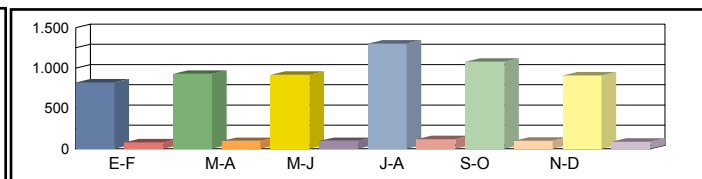
Consejería de Fomento

**Estación:** AB-46  
**Carretera:** CM-313 p.k. 139,30 **Provincia:** ALBACETE  
**Ubicación:** Nava de Abajo - Hellín  
**Año:** 2023  
**Tipo:** PERMANENTE

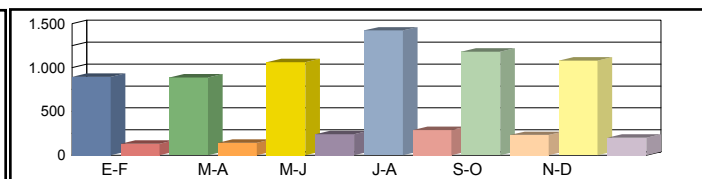
Dirección General de Carreteras

	Ene-Feb	Mar-Abr	May-Jun	Jul-Ago	Sep-Oct	Nov-Dic	IMD
--	---------	---------	---------	---------	---------	---------	-----

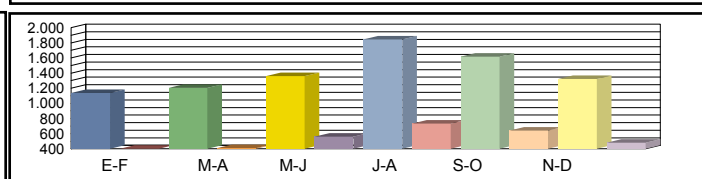
Media	00h-24h	822 8,88%	927 9,60%	917 9,71%	1.302 8,53%	1.079 8,43%	908 8,92%	992 9,01%
Domingos	06h-22h	788 8,88%	884 9,39%	850 9,65%	1.183 8,28%	1.009 7,93%	861 8,71%	929 8,81%
	08h-14h	295 8,14%	324 7,72%	316 7,59%	450 5,56%	352 5,97%	317 7,26%	342 7,04%



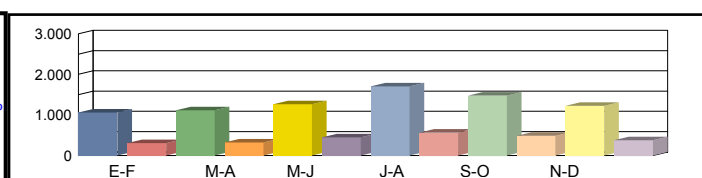
Media	00h-24h	895 12,74%	886 13,88%	1.062 18,36%	1.422 16,74%	1.180 16,36%	1.078 15,68%	1.087 15,63%
Sábados	06h-22h	839 11,80%	813 13,16%	904 18,14%	1.254 16,59%	1.097 15,50%	1.014 15,38%	987 15,10%
	08h-14h	404 13,86%	411 17,27%	458 20,09%	605 17,85%	478 17,99%	477 18,03%	472 17,52%



Media	00h-24h	1.138 26,01%	1.204 25,42%	1.359 29,29%	1.845 28,51%	1.616 28,47%	1.322 26,63%	1.414 27,39%
Laborales	06h-22h	1.094 25,05%	1.117 25,34%	1.190 30,17%	1.647 28,96%	1.542 27,69%	1.269 26,00%	1.310 27,20%
	08h-14h	457 29,98%	457 30,85%	507 33,73%	678 31,56%	601 32,78%	535 28,97%	539 31,31%



Media	00h-24h	1.056 22,44%	1.117 22,11%	1.262 26,23%	1.705 24,87%	1.472 24,86%	1.225 23,27%	1.306 23,96%
Diaria	06h-22h	1.012 21,64%	1.037 21,89%	1.108 26,81%	1.522 25,16%	1.398 24,18%	1.172 22,78%	1.208 23,74%
	08h-14h	425 25,65%	431 26,45%	475 29,68%	634 26,97%	545 28,26%	495 25,45%	501 27,08%



Coeficientes	N	1,04022	1,07789	1,14202	1,12022	1,04799	1,04177	
	L	1,24253	1,17442	1,04047	0,76640	0,87500	1,06959	
Coeficiente	S							0,92433

Los datos en color negro corresponden al total de vehículos y los datos en color azul corresponden a vehículos pesados (en %)



Castilla-La Mancha

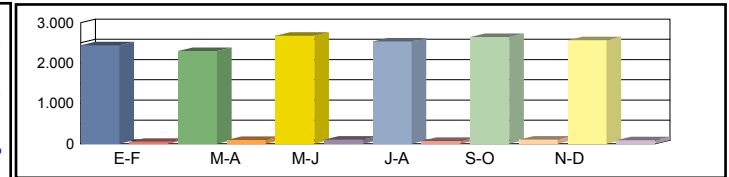
Consejería de Fomento

**Estación:** AB-47  
**Carretera:** CM-412 p.k. 257,30 **Provincia:** ALBACETE  
**Ubicación:** Cobatillas - Isso  
**Año:** 2023  
**Tipo:** PRIMARIA

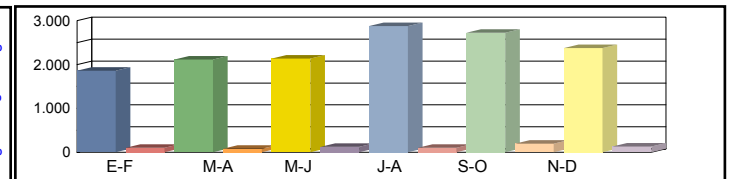
Dirección General de Carreteras

	Ene-Feb	Mar-Abr	May-Jun	Jul-Ago	Sep-Oct	Nov-Dic	IMD
--	---------	---------	---------	---------	---------	---------	-----

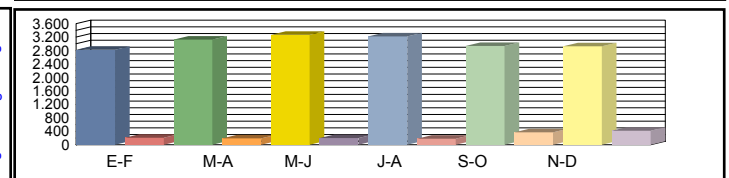
Media Domingos	00h-24h	2.443 2,17%	2.302 4,13%	2.679 3,70%	2.535 2,76%	2.645 3,74%	2.569 3,43%	2.529 3,32%
	06h-22h	2.311 1,30%	1.943 3,81%	2.470 2,83%	2.301 2,39%	2.560 3,79%	2.457 3,05%	2.340 2,86%
	08h-14h	459 2,40%	786 5,09%	628 3,34%	1.001 1,90%	915 3,83%	668 4,49%	743 3,51%



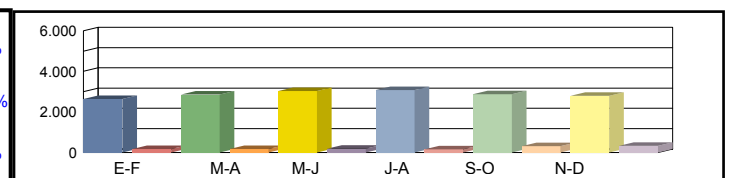
Media Sábados	00h-24h	1.861 5,10%	2.111 3,69%	2.137 5,57%	2.875 3,34%	2.724 6,64%	2.376 5,13%	2.347 4,91%
	06h-22h	1.708 4,22%	1.911 2,67%	2.014 5,11%	2.700 2,85%	2.600 6,38%	2.237 4,74%	2.195 4,33%
	08h-14h	774 1,81%	739 2,84%	808 6,44%	1.348 1,63%	1.122 8,56%	1.029 6,61%	970 4,65%



Media Laborales	00h-24h	2.821 6,95%	3.123 5,76%	3.270 5,93%	3.220 5,28%	2.940 11,16%	2.931 12,56%	3.051 7,94%
	06h-22h	2.675 6,09%	2.901 5,14%	3.099 5,39%	3.052 5,05%	2.837 11,17%	2.809 12,57%	2.896 7,57%
	08h-14h	1.200 6,33%	1.288 4,89%	1.349 5,71%	1.368 4,31%	1.211 12,96%	1.232 14,20%	1.275 8,07%



Media Diaria	00h-24h	2.630 6,12%	2.862 5,38%	3.023 5,59%	3.073 4,72%	2.868 9,59%	2.800 10,46%	<b>2.876 6,98%</b>
	06h-22h	2.485 5,27%	2.622 4,73%	2.854 5,05%	2.895 4,46%	2.763 9,55%	2.677 10,38%	<b>2.716 6,57%</b>
	08h-14h	1.033 5,61%	1.138 4,75%	1.169 5,65%	1.312 3,66%	1.156 11,33%	1.122 12,39%	<b>1.155 7,23%</b>



Coeficientes	N	1,05458	1,07653	1,05518	1,05505	1,03631	1,04343	
	L	1,08153	0,97695	0,93303	0,94752	1,03776	1,04094	
Coeficiente	S							0,94259

Los datos en color negro corresponden al total de vehículos y los datos en color azul corresponden a vehículos pesados (en %)





Castilla-La Mancha

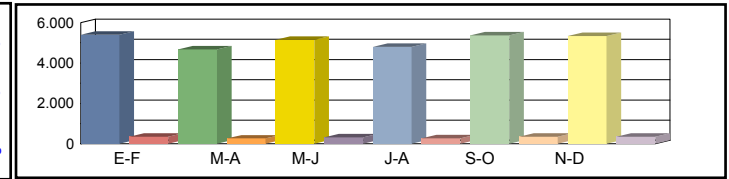
Consejería de Fomento

Estación: AB-47a  
 Carretera: CM-412a p.k. 268,00 Provincia: ALBACETE  
 Ubicación: Isso - Hellín  
 Año: 2023  
 Tipo: COBERTURA

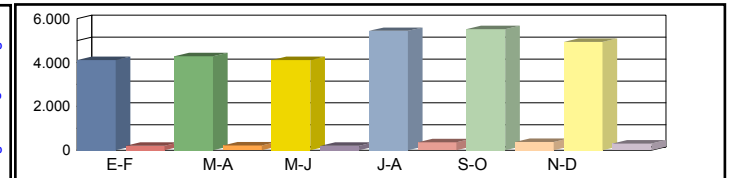
Dirección General de Carreteras

	Ene-Feb	Mar-Abr	May-Jun	Jul-Ago	Sep-Oct	Nov-Dic	IMD
--	---------	---------	---------	---------	---------	---------	-----

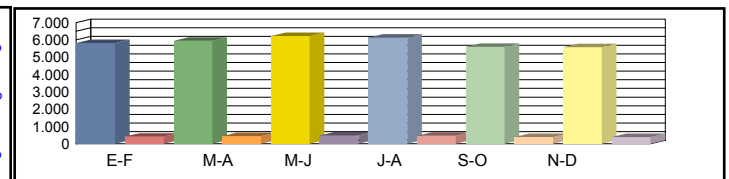
Media	00h-24h	5.402 6,26%	4.678 5,42%	5.154 5,97%	4.798 5,56%	5.364 6,22%	5.336 6,18%	5.122 5,94%
Domingos	06h-22h	5.031 5,98%	4.009 4,77%	4.682 5,57%	4.300 5,11%	5.013 5,96%	4.965 5,90%	4.667 5,55%
	08h-14h	1.005 2,75%	1.562 4,27%	1.215 3,32%	1.726 4,72%	1.790 4,90%	1.347 3,68%	1.441 3,94%



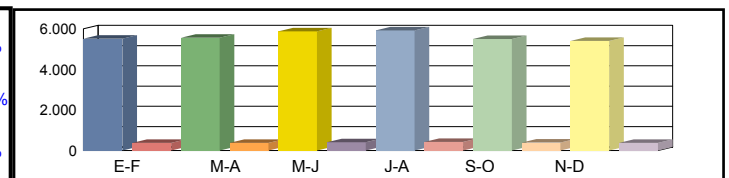
Media	00h-24h	4.115 4,77%	4.290 4,97%	4.111 4,76%	5.441 6,31%	5.524 6,40%	4.935 5,72%	4.736 5,49%
Sábados	06h-22h	3.718 4,42%	3.943 4,69%	3.818 4,54%	5.046 6,00%	5.091 6,05%	4.521 5,38%	4.356 5,18%
	08h-14h	1.695 4,64%	1.469 4,02%	1.563 4,28%	2.324 6,36%	2.195 6,01%	2.075 5,68%	1.887 5,16%



Media	00h-24h	5.816 6,74%	5.953 6,90%	6.233 7,22%	6.138 7,11%	5.604 6,49%	5.587 6,47%	5.888 6,82%
Laborales	06h-22h	5.410 6,43%	5.419 6,44%	5.789 6,88%	5.701 6,78%	5.300 6,30%	5.247 6,24%	5.478 6,51%
	08h-14h	2.262 6,19%	2.285 6,25%	2.393 6,55%	2.427 6,64%	2.148 5,88%	2.186 5,98%	2.284 6,25%



Media	00h-24h	5.514 6,39%	5.563 6,30%	5.871 6,35%	5.928 6,51%	5.502 6,62%	5.400 6,51%	<b>5.630 6,45%</b>
Diaria	06h-22h	5.114 6,08%	5.009 5,95%	5.434 6,04%	5.479 6,18%	5.200 6,31%	5.062 6,21%	<b>5.216 6,13%</b>
	08h-14h	2.001 5,48%	2.070 5,61%	2.129 5,51%	2.354 6,00%	2.075 5,98%	2.034 5,76%	<b>2.110 5,72%</b>



Coeficientes	N							
	L							
Coeficiente	S							

Los datos en color negro corresponden al total de vehículos y los datos en color azul corresponden a vehículos pesados (en %)



Castilla-La Mancha

Consejería de Fomento

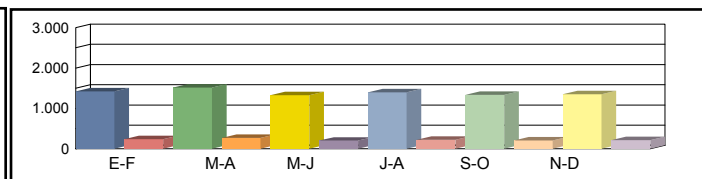
**Estación:** AB-47b  
**Carretera:** CM-412 p.k. 271,50 **Provincia:** ALBACETE  
**Ubicación:** Isso - Enlace CM-313 (Hellín)  
**Año:** 2023  
**Tipo:** COBERTURA

Dirección General de Carreteras

Ene-Feb	Mar-Abr	May-Jun	Jul-Ago	Sep-Oct	Nov-Dic	IMD
---------	---------	---------	---------	---------	---------	-----

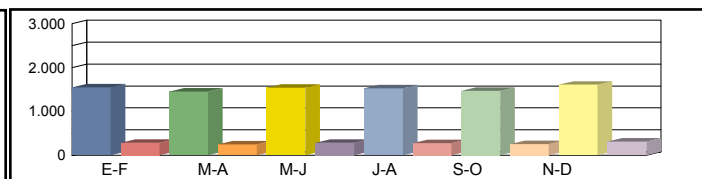
Media 00h-24h  
 Domingos 06h-22h  
 08h-14h

1.423 14,31%	1.517 15,25%	1.328 13,36%	1.396 14,04%	1.340 13,47%	1.355 13,62%	1.393 14,01%
1.330 13,77%	1.456 15,07%	1.310 13,56%	1.328 13,74%	1.233 12,76%	1.255 12,99%	1.319 13,65%
524 14,07%	568 15,23%	502 13,48%	536 14,38%	488 13,09%	484 12,98%	517 13,87%



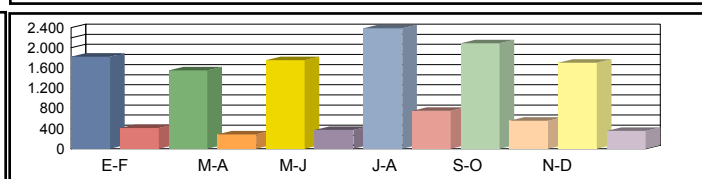
Media 00h-24h  
 Sábados 06h-22h  
 08h-14h

1.549 15,58%	1.450 14,58%	1.538 15,47%	1.525 15,33%	1.465 14,73%	1.609 16,18%	1.523 15,31%
1.416 14,66%	1.339 13,86%	1.394 14,43%	1.407 14,57%	1.340 13,87%	1.478 15,30%	1.396 14,45%
718 19,26%	720 19,32%	728 19,54%	720 19,34%	662 17,77%	728 19,53%	713 19,13%



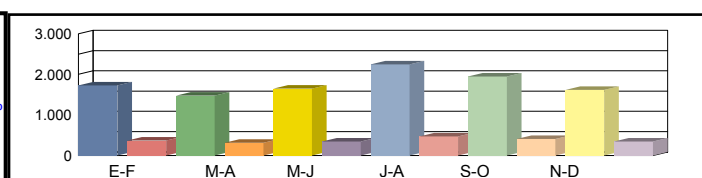
Media 00h-24h  
 Laborales 06h-22h  
 08h-14h

1.828 18,38%	1.557 15,65%	1.757 17,67%	2.385 23,98%	2.089 21,01%	1.709 17,18%	1.888 18,98%
1.708 17,68%	1.456 15,08%	1.552 16,06%	2.147 22,23%	2.010 20,81%	1.655 17,13%	1.755 18,17%
755 20,26%	640 17,18%	710 19,06%	950 25,49%	842 22,60%	749 20,11%	774 20,78%



Media 00h-24h  
 Diaria 06h-22h  
 08h-14h

1.730 17,40%	1.473 17,39%	1.649 17,25%	2.248 17,32%	1.950 17,16%	1.617 17,39%	1.778 17,32%
1.612 16,69%	1.380 16,76%	1.460 16,63%	2.025 16,67%	1.868 16,43%	1.560 16,67%	1.651 16,64%
717 19,24%	613 19,41%	672 19,19%	904 19,29%	785 18,88%	707 19,12%	733 19,19%



Coeficientes N  
 L  
 Coeficiente S


Los datos en color negro corresponden al total de vehículos y los datos en color azul corresponden a vehículos pesados (en %)



**Castilla-La Mancha**

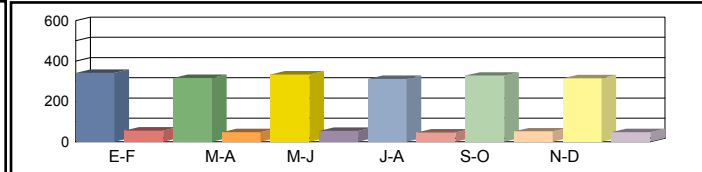
Consejería de Fomento

**Estación:** AB-50  
**Carretera:** CM-3126 p.k. 2,00 **Provincia:** ALBACETE  
**Ubicación:** Enlace A-43 - Int. CM-3123  
**Año:** 2023  
**Tipo:** COBERTURA

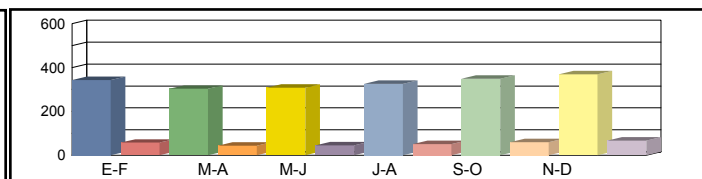
**Dirección General de Carreteras**

Ene-Feb	Mar-Abr	May-Jun	Jul-Ago	Sep-Oct	Nov-Dic	IMD
---------	---------	---------	---------	---------	---------	-----

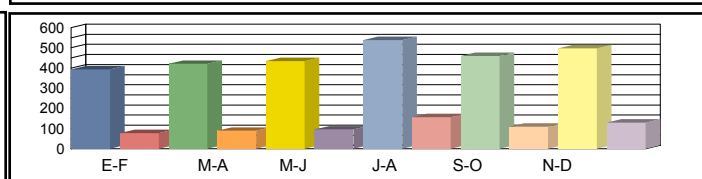
Media Domingos	00h-24h	341 <b>14,24%</b>	316 <b>13,22%</b>	333 <b>13,89%</b>	311 <b>13,00%</b>	328 <b>13,68%</b>	315 <b>13,15%</b>	324 <b>13,53%</b>
	06h-22h	243 <b>11,56%</b>	237 <b>11,29%</b>	249 <b>11,85%</b>	223 <b>10,62%</b>	249 <b>11,83%</b>	233 <b>11,07%</b>	239 <b>11,37%</b>
	08h-14h	47 <b>12,13%</b>	56 <b>14,52%</b>	53 <b>13,85%</b>	53 <b>13,80%</b>	61 <b>15,95%</b>	62 <b>16,04%</b>	55 <b>14,38%</b>



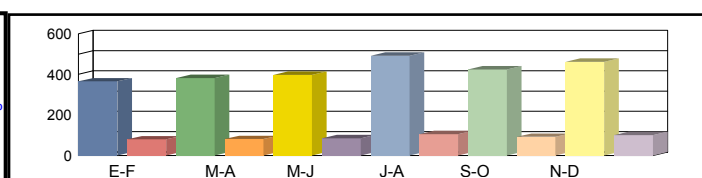
Media Sábados	00h-24h	343 <b>14,33%</b>	303 <b>12,68%</b>	308 <b>12,88%</b>	326 <b>13,62%</b>	349 <b>14,57%</b>	369 <b>15,43%</b>	333 <b>13,92%</b>
	06h-22h	271 <b>12,88%</b>	232 <b>11,03%</b>	237 <b>11,27%</b>	246 <b>11,70%</b>	273 <b>13,01%</b>	259 <b>12,34%</b>	253 <b>12,04%</b>
	08h-14h	69 <b>17,91%</b>	66 <b>17,12%</b>	73 <b>19,06%</b>	67 <b>17,57%</b>	74 <b>19,35%</b>	78 <b>20,40%</b>	71 <b>18,57%</b>



Media Laborales	00h-24h	394 <b>16,46%</b>	421 <b>17,57%</b>	434 <b>18,12%</b>	538 <b>22,49%</b>	459 <b>19,17%</b>	497 <b>20,78%</b>	457 <b>19,10%</b>
	06h-22h	303 <b>14,43%</b>	341 <b>16,21%</b>	353 <b>16,77%</b>	410 <b>19,50%</b>	361 <b>17,17%</b>	386 <b>18,36%</b>	359 <b>17,08%</b>
	08h-14h	84 <b>22,00%</b>	89 <b>23,17%</b>	92 <b>23,94%</b>	111 <b>28,78%</b>	96 <b>25,00%</b>	100 <b>26,06%</b>	95 <b>24,82%</b>



Media Diaria	00h-24h	365 <b>17,78%</b>	382 <b>17,39%</b>	397 <b>17,52%</b>	491 <b>17,50%</b>	424 <b>17,73%</b>	461 <b>17,78%</b>	<b>420</b> <b>17,62%</b>
	06h-22h	278 <b>15,76%</b>	307 <b>15,46%</b>	320 <b>15,57%</b>	369 <b>15,46%</b>	332 <b>15,82%</b>	351 <b>15,61%</b>	<b>326</b> <b>15,61%</b>
	08h-14h	74 <b>22,15%</b>	80 <b>22,38%</b>	83 <b>22,56%</b>	99 <b>22,34%</b>	88 <b>22,90%</b>	92 <b>23,06%</b>	<b>86</b> <b>22,56%</b>



Coeficientes	N							
	L							
Coeficiente	S							

Los datos en color negro corresponden al total de vehículos y los datos en color azul corresponden a vehículos pesados (en %)



Castilla-La Mancha

Consejería de Fomento

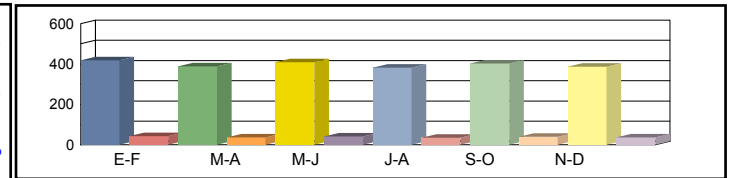
Estación: AB-52  
 Carretera: CM-3123 p.k. 7,00 Provincia: ALBACETE  
 Ubicación: Villarrobledo - Int. CM-3126  
 Año: 2023  
 Tipo: COBERTURA

Dirección General de Carreteras

Ene-Feb	Mar-Abr	May-Jun	Jul-Ago	Sep-Oct	Nov-Dic	IMD
---------	---------	---------	---------	---------	---------	-----

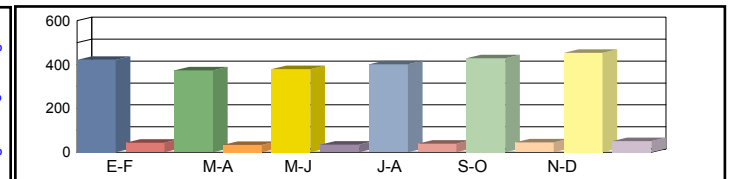
Media 00h-24h  
 Domingos 06h-22h  
 08h-14h

419 9,35%	389 8,68%	409 9,12%	382 8,53%	403 8,98%	387 8,63%	398 8,88%
349 7,91%	341 7,72%	358 8,11%	321 7,27%	357 8,09%	334 7,57%	343 7,78%
164 5,19%	196 6,20%	187 5,92%	186 5,90%	215 6,82%	216 6,85%	194 6,15%



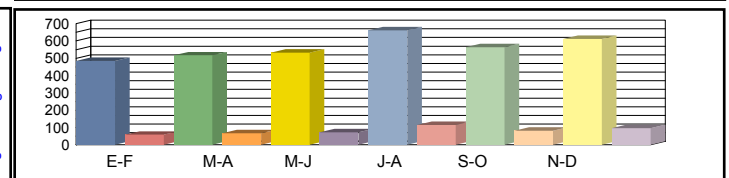
Media 00h-24h  
 Sábados 06h-22h  
 08h-14h

422 9,41%	373 8,32%	379 8,45%	401 8,95%	429 9,57%	454 10,13%	410 9,14%
389 8,82%	333 7,55%	340 7,71%	353 8,00%	393 8,90%	373 8,45%	364 8,24%
241 7,65%	231 7,32%	257 8,15%	237 7,51%	261 8,27%	275 8,72%	250 7,93%



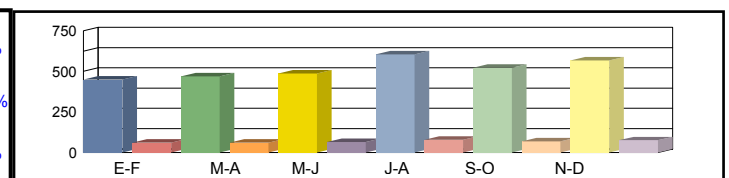
Media 00h-24h  
 Laborales 06h-22h  
 08h-14h

484 10,81%	517 11,54%	533 11,89%	662 14,77%	564 12,59%	611 13,64%	562 12,54%
436 9,88%	490 11,10%	507 11,48%	589 13,34%	519 11,75%	555 12,57%	516 11,69%
297 9,40%	312 9,90%	323 10,23%	388 12,30%	337 10,68%	351 11,13%	335 10,61%



Media 00h-24h  
 Diaria 06h-22h  
 08h-14h

449 11,67%	469 11,42%	487 11,50%	604 11,49%	522 11,64%	567 11,67%	516 11,57%
400 10,78%	441 10,58%	460 10,66%	530 10,58%	478 10,82%	504 10,68%	469 10,68%
263 9,46%	279 9,56%	291 9,64%	347 9,55%	309 9,79%	324 9,85%	302 9,64%



Coeficientes N  
 L  
 Coeficiente S


Los datos en color negro corresponden al total de vehículos y los datos en color azul corresponden a vehículos pesados (en %)



Castilla-La Mancha

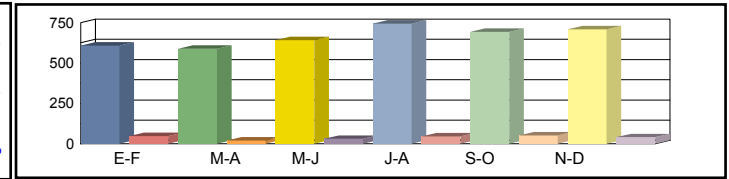
Consejería de Fomento

**Estación:** AB-53  
**Carretera:** CM-3119 p.k. 9,75 **Provincia:** ALBACETE  
**Ubicación:** Villarrobledo - Int. CM-3151 ( Villarrobledo )  
**Año:** 2023  
**Tipo:** PRIMARIA

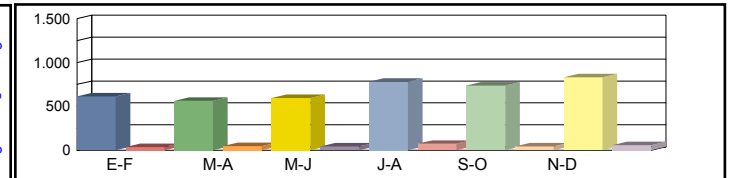
Dirección General de Carreteras

Ene-Feb	Mar-Abr	May-Jun	Jul-Ago	Sep-Oct	Nov-Dic	IMD
---------	---------	---------	---------	---------	---------	-----

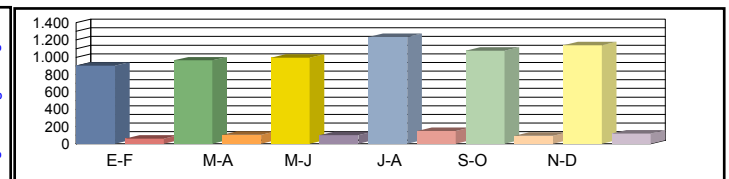
Media	00h-24h	609	7,22%	588	3,40%	642	4,67%	745	5,77%	693	6,93%	709	5,50%	664	5,58%
Domingos	06h-22h	498	5,62%	535	2,62%	586	3,75%	605	4,46%	630	5,24%	600	4,83%	576	4,42%
	08h-14h	166	4,22%	212	1,89%	210	4,76%	249	6,83%	268	3,73%	272	2,94%	230	4,06%



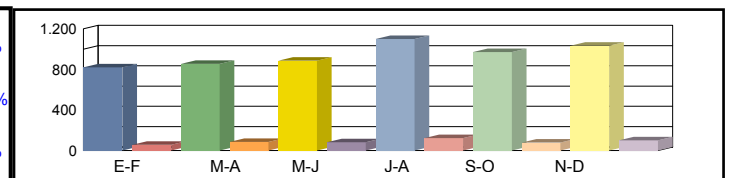
Media	00h-24h	613	5,71%	564	7,80%	595	6,72%	781	8,71%	738	5,69%	832	6,61%	687	6,87%
Sábados	06h-22h	555	4,32%	523	6,31%	557	5,03%	666	7,06%	693	3,90%	669	5,83%	610	5,41%
	08h-14h	245	3,27%	250	5,60%	289	4,50%	317	4,42%	325	3,08%	346	7,23%	295	4,68%



Media	00h-24h	903	6,31%	964	9,85%	994	9,15%	1.234	10,70%	1.075	7,91%	1.140	9,47%	1.052	8,90%
Laborales	06h-22h	826	5,21%	928	9,48%	960	8,54%	1.116	9,50%	1.017	6,88%	1.051	8,37%	983	8,00%
	08h-14h	396	5,56%	417	9,35%	431	8,35%	518	9,07%	468	5,34%	469	6,82%	450	7,42%



Media	00h-24h	820	6,34%	853	9,03%	886	8,47%	1.099	10,01%	971	7,52%	1.034	8,70%	<b>944</b>	8,34%
Diaria	06h-22h	740	5,14%	814	8,48%	849	7,77%	978	8,79%	915	6,34%	931	7,73%	<b>871</b>	7,38%
	08h-14h	342	5,26%	365	8,49%	379	7,65%	451	8,43%	420	5,00%	424	6,60%	<b>397</b>	6,91%



Coeficientes	N	1,09322	1,03879	1,03542	1,10573	1,05703	1,08468	
	L	1,16501	1,09129	1,05835	0,85251	0,97860	0,92281	
Coeficiente	S							0,89775

Los datos en color negro corresponden al total de vehículos y los datos en color azul corresponden a vehículos pesados (en %)



**Castilla-La Mancha**

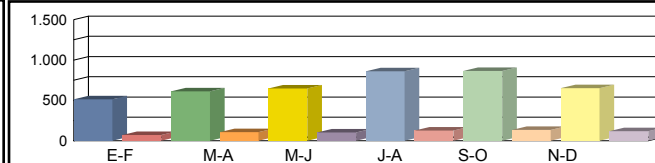
Consejería de Fomento

**Estación:** AB-54  
**Carretera:** CM-313 p.k. 22,06 **Provincia:** ALBACETE  
**Ubicación:** Límite Provincia con Ciudad Real - Int. CM-3123  
**Año:** 2023  
**Tipo:** PRIMARIA

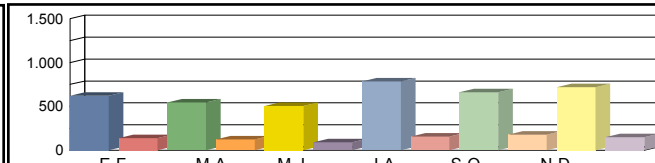
**Dirección General de Carreteras**

Ene-Feb	Mar-Abr	May-Jun	Jul-Ago	Sep-Oct	Nov-Dic	IMD
---------	---------	---------	---------	---------	---------	-----

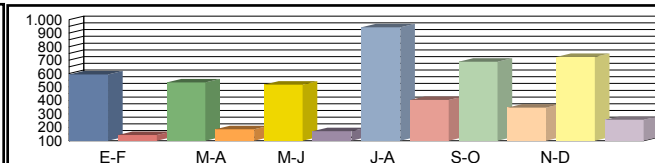
Media Domingos	00h-24h	513 <b>12,48%</b>	614 <b>14,82%</b>	648 <b>13,89%</b>	861 <b>12,89%</b>	865 <b>13,64%</b>	652 <b>15,64%</b>	692 <b>13,89%</b>
	06h-22h	411 <b>11,92%</b>	558 <b>14,70%</b>	596 <b>13,42%</b>	724 <b>10,22%</b>	774 <b>11,37%</b>	576 <b>13,89%</b>	606 <b>12,59%</b>
	08h-14h	91 <b>9,89%</b>	179 <b>25,14%</b>	190 <b>24,74%</b>	231 <b>7,79%</b>	187 <b>18,72%</b>	190 <b>12,11%</b>	178 <b>16,40%</b>



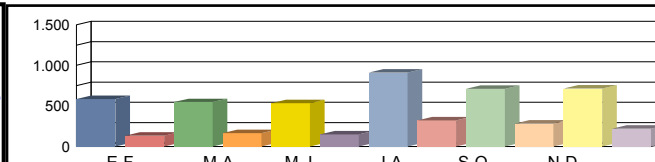
Media Sábados	00h-24h	620 <b>18,23%</b>	546 <b>18,32%</b>	505 <b>15,45%</b>	785 <b>16,56%</b>	662 <b>21,30%</b>	720 <b>17,08%</b>	640 <b>17,82%</b>
	06h-22h	471 <b>15,92%</b>	451 <b>18,63%</b>	415 <b>15,90%</b>	624 <b>17,95%</b>	529 <b>22,12%</b>	650 <b>16,46%</b>	523 <b>17,83%</b>
	08h-14h	206 <b>15,53%</b>	195 <b>14,36%</b>	171 <b>9,94%</b>	199 <b>34,17%</b>	222 <b>23,87%</b>	303 <b>17,49%</b>	216 <b>19,23%</b>



Media Laborales	00h-24h	593 <b>19,39%</b>	534 <b>25,84%</b>	518 <b>24,90%</b>	944 <b>29,98%</b>	688 <b>33,58%</b>	724 <b>26,10%</b>	667 <b>26,63%</b>
	06h-22h	508 <b>16,34%</b>	457 <b>25,16%</b>	443 <b>23,93%</b>	804 <b>29,73%</b>	587 <b>33,56%</b>	620 <b>25,00%</b>	570 <b>25,62%</b>
	08h-14h	216 <b>14,35%</b>	187 <b>27,27%</b>	178 <b>26,40%</b>	314 <b>30,89%</b>	215 <b>37,67%</b>	239 <b>23,43%</b>	225 <b>26,67%</b>



Media Diaria	00h-24h	585 <b>18,29%</b>	547 <b>23,03%</b>	535 <b>21,68%</b>	910 <b>26,04%</b>	709 <b>28,49%</b>	713 <b>23,42%</b>	<b>666</b> <b>23,49%</b>
	06h-22h	489 <b>15,75%</b>	471 <b>22,51%</b>	461 <b>21,04%</b>	766 <b>25,72%</b>	605 <b>28,10%</b>	618 <b>22,17%</b>	<b>568</b> <b>22,55%</b>
	08h-14h	197 <b>14,21%</b>	187 <b>25,13%</b>	179 <b>24,02%</b>	285 <b>28,42%</b>	212 <b>33,49%</b>	241 <b>21,16%</b>	<b>217</b> <b>24,41%</b>



Coeficientes	N	1,16732	1,16849	1,16930	1,17413	1,17206	1,16774	
	L	1,12479	1,24906	1,28764	0,70657	0,96948	0,92127	
Coeficiente	S							0,99957

Los datos en color negro corresponden al total de vehículos y los datos en color azul corresponden a vehículos pesados (en %)



**Castilla-La Mancha**

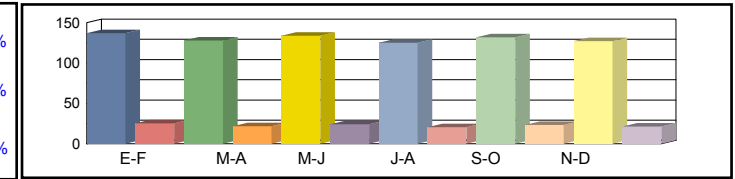
Consejería de Fomento

**Estación:** AB-55  
**Carretera:** CM-3126 p.k. 16,00 **Provincia:** ALBACETE  
**Ubicación:** Int. CM-3123 - Sotuélamos  
**Año:** 2023  
**Tipo:** COBERTURA

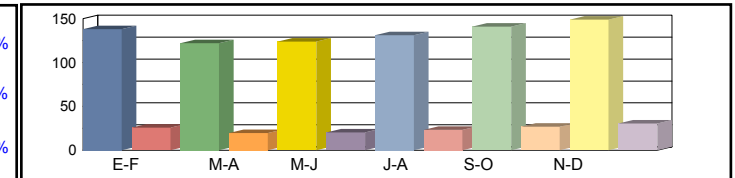
**Dirección General de Carreteras**

	Ene-Feb	Mar-Abr	May-Jun	Jul-Ago	Sep-Oct	Nov-Dic	IMD
--	---------	---------	---------	---------	---------	---------	-----

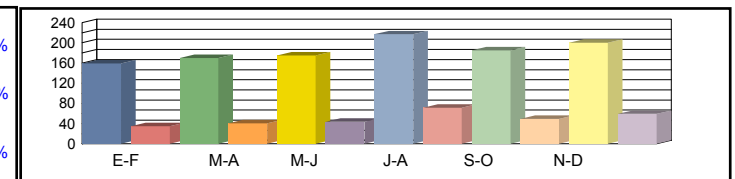
Media Domingos	00h-24h	137 <b>15,66%</b>	128 <b>14,53%</b>	134 <b>15,28%</b>	125 <b>14,29%</b>	132 <b>15,05%</b>	127 <b>14,46%</b>	130 <b>14,88%</b>
	06h-22h	94 <b>17,31%</b>	92 <b>16,90%</b>	97 <b>17,75%</b>	87 <b>15,91%</b>	96 <b>17,70%</b>	90 <b>16,57%</b>	93 <b>17,02%</b>
	08h-14h	31 <b>5,31%</b>	37 <b>6,35%</b>	35 <b>6,06%</b>	35 <b>6,04%</b>	41 <b>6,98%</b>	41 <b>7,02%</b>	37 <b>6,29%</b>



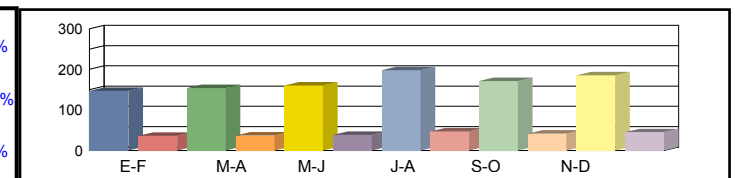
Media Sábados	00h-24h	138 <b>15,76%</b>	122 <b>13,94%</b>	124 <b>14,16%</b>	131 <b>14,98%</b>	141 <b>16,02%</b>	149 <b>16,96%</b>	134 <b>15,30%</b>
	06h-22h	105 <b>19,29%</b>	90 <b>16,52%</b>	92 <b>16,87%</b>	95 <b>17,51%</b>	106 <b>19,48%</b>	101 <b>18,48%</b>	98 <b>18,02%</b>
	08h-14h	46 <b>7,84%</b>	44 <b>7,49%</b>	49 <b>8,34%</b>	45 <b>7,69%</b>	50 <b>8,46%</b>	52 <b>8,93%</b>	48 <b>8,12%</b>



Media Laborales	00h-24h	159 <b>18,10%</b>	170 <b>19,32%</b>	175 <b>19,92%</b>	217 <b>24,73%</b>	185 <b>21,08%</b>	200 <b>22,84%</b>	184 <b>21,00%</b>
	06h-22h	118 <b>21,61%</b>	132 <b>24,28%</b>	137 <b>25,11%</b>	159 <b>29,19%</b>	140 <b>25,71%</b>	150 <b>27,49%</b>	139 <b>25,57%</b>
	08h-14h	56 <b>9,63%</b>	59 <b>10,14%</b>	61 <b>10,48%</b>	74 <b>12,59%</b>	64 <b>10,94%</b>	67 <b>11,40%</b>	64 <b>10,86%</b>



Media Diaria	00h-24h	147 <b>19,55%</b>	154 <b>19,13%</b>	160 <b>19,26%</b>	198 <b>19,24%</b>	171 <b>19,50%</b>	185 <b>19,55%</b>	<b>169 19,37%</b>
	06h-22h	108 <b>23,59%</b>	119 <b>23,14%</b>	124 <b>23,31%</b>	143 <b>23,14%</b>	129 <b>23,68%</b>	136 <b>23,37%</b>	<b>126 23,37%</b>
	08h-14h	50 <b>9,69%</b>	53 <b>9,79%</b>	55 <b>9,87%</b>	66 <b>9,77%</b>	59 <b>10,02%</b>	62 <b>10,09%</b>	<b>58 9,87%</b>



Coeficientes	N							
	L							
Coeficiente	S							

Los datos en color negro corresponden al total de vehículos y los datos en color azul corresponden a vehículos pesados (en %)



Castilla-La Mancha

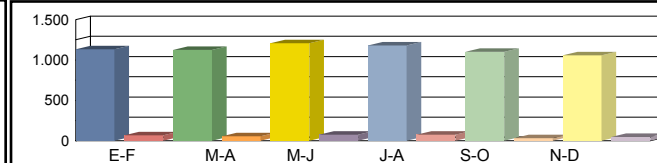
Consejería de Fomento

**Estación:** AB-58  
**Carretera:** CM-3133 p.k. 3,00 **Provincia:** ALBACETE  
**Ubicación:** Munera - El Bonillo  
**Año:** 2023  
**Tipo:** PRIMARIA

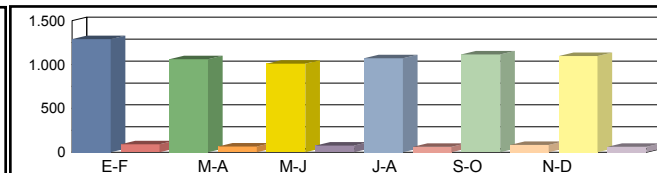
Dirección General de Carreteras

	Ene-Feb	Mar-Abr	May-Jun	Jul-Ago	Sep-Oct	Nov-Dic	IMD
--	---------	---------	---------	---------	---------	---------	-----

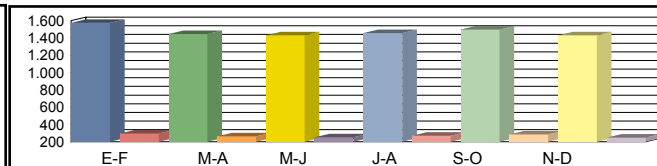
Media Domingos	00h-24h	1.132 <b>5,74%</b>	1.124 <b>4,89%</b>	1.209 <b>5,87%</b>	1.180 <b>6,10%</b>	1.101 <b>3,00%</b>	1.060 <b>4,53%</b>	1.134 <b>5,02%</b>
	06h-22h	1.045 <b>4,40%</b>	1.033 <b>4,26%</b>	1.091 <b>4,58%</b>	1.061 <b>4,52%</b>	1.018 <b>2,06%</b>	980 <b>4,39%</b>	1.038 <b>4,04%</b>
	08h-14h	402 <b>3,48%</b>	340 <b>4,41%</b>	370 <b>5,14%</b>	404 <b>5,69%</b>	434 <b>0,92%</b>	366 <b>4,92%</b>	386 <b>4,09%</b>



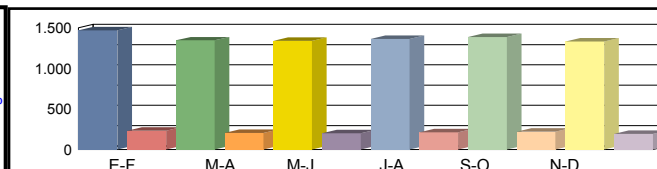
Media Sábados	00h-24h	1.289 <b>6,52%</b>	1.061 <b>5,75%</b>	1.010 <b>6,93%</b>	1.073 <b>5,41%</b>	1.116 <b>7,08%</b>	1.097 <b>5,20%</b>	1.108 <b>6,15%</b>
	06h-22h	1.172 <b>4,27%</b>	980 <b>4,59%</b>	940 <b>5,74%</b>	985 <b>4,57%</b>	1.004 <b>6,27%</b>	1.024 <b>5,18%</b>	1.018 <b>5,10%</b>
	08h-14h	575 <b>5,39%</b>	411 <b>4,87%</b>	412 <b>6,55%</b>	460 <b>3,04%</b>	473 <b>8,25%</b>	485 <b>6,60%</b>	469 <b>5,78%</b>



Media Laborales	00h-24h	1.574 <b>15,82%</b>	1.446 <b>15,42%</b>	1.432 <b>15,08%</b>	1.458 <b>15,71%</b>	1.497 <b>16,10%</b>	1.432 <b>14,80%</b>	1.473 <b>15,49%</b>
	06h-22h	1.484 <b>15,09%</b>	1.364 <b>14,44%</b>	1.347 <b>14,18%</b>	1.369 <b>14,61%</b>	1.425 <b>16,14%</b>	1.367 <b>14,63%</b>	1.393 <b>14,85%</b>
	08h-14h	583 <b>18,35%</b>	525 <b>19,24%</b>	541 <b>19,22%</b>	530 <b>19,06%</b>	579 <b>18,83%</b>	530 <b>19,62%</b>	548 <b>19,05%</b>



Media Diaria	00h-24h	1.470 <b>13,54%</b>	1.345 <b>13,09%</b>	1.339 <b>12,99%</b>	1.363 <b>13,35%</b>	1.386 <b>13,56%</b>	1.331 <b>12,47%</b>	<b>1.372</b> <b>13,17%</b>
	06h-22h	1.377 <b>12,64%</b>	1.263 <b>12,19%</b>	1.252 <b>12,06%</b>	1.270 <b>12,28%</b>	1.306 <b>13,48%</b>	1.262 <b>12,36%</b>	<b>1.288</b> <b>12,50%</b>
	08h-14h	556 <b>14,93%</b>	482 <b>15,98%</b>	499 <b>16,23%</b>	501 <b>15,37%</b>	543 <b>15,47%</b>	500 <b>16,20%</b>	<b>514</b> <b>15,70%</b>



Coeficientes	N	1,06065	1,06012	1,06310	1,06501	1,05053	1,04755	
	L	0,93583	1,01867	1,02863	1,01029	0,98397	1,02863	
Coeficiente	S							0,93172

Los datos en color negro corresponden al total de vehículos y los datos en color azul corresponden a vehículos pesados (en %)





Castilla-La Mancha

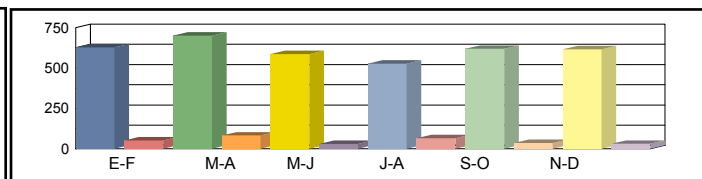
Consejería de Fomento

**Estación:** AB-59  
**Carretera:** CM-3135 p.k. 2,99 **Provincia:** ALBACETE  
**Ubicación:** La Roda - Barrax  
**Año:** 2023  
**Tipo:** PRIMARIA

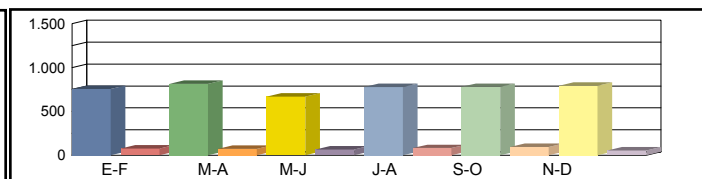
Dirección General de Carreteras

	Ene-Feb	Mar-Abr	May-Jun	Jul-Ago	Sep-Oct	Nov-Dic	IMD
--	---------	---------	---------	---------	---------	---------	-----

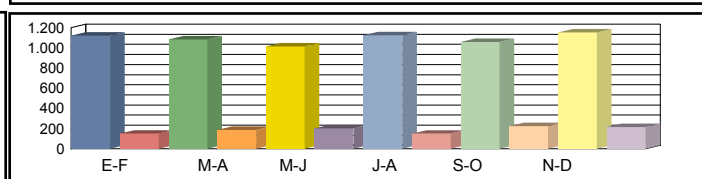
Media Domingos	00h-24h	627 <b>7,66%</b>	700 <b>10,57%</b>	587 <b>4,94%</b>	527 <b>11,01%</b>	619 <b>5,65%</b>	616 <b>4,87%</b>	613 <b>7,45%</b>
	06h-22h	544 <b>4,78%</b>	619 <b>5,82%</b>	521 <b>4,41%</b>	458 <b>10,04%</b>	538 <b>4,83%</b>	536 <b>3,92%</b>	536 <b>5,63%</b>
	08h-14h	260 <b>5,77%</b>	320 <b>4,06%</b>	148 <b>2,70%</b>	166 <b>14,46%</b>	168 <b>4,76%</b>	216 <b>2,78%</b>	213 <b>5,76%</b>



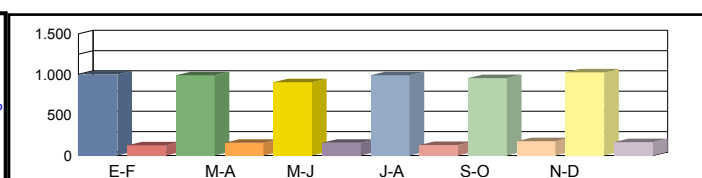
Media Sábados	00h-24h	754 <b>9,28%</b>	813 <b>8,12%</b>	669 <b>8,97%</b>	778 <b>9,51%</b>	779 <b>10,91%</b>	792 <b>6,44%</b>	764 <b>8,87%</b>
	06h-22h	644 <b>7,45%</b>	755 <b>6,75%</b>	602 <b>8,31%</b>	714 <b>9,52%</b>	674 <b>8,90%</b>	726 <b>5,79%</b>	686 <b>7,79%</b>
	08h-14h	283 <b>9,89%</b>	352 <b>4,55%</b>	210 <b>9,52%</b>	299 <b>10,37%</b>	315 <b>12,70%</b>	337 <b>5,34%</b>	299 <b>8,73%</b>



Media Laborales	00h-24h	1.121 <b>11,86%</b>	1.084 <b>14,76%</b>	1.015 <b>16,65%</b>	1.123 <b>11,84%</b>	1.057 <b>17,50%</b>	1.153 <b>15,78%</b>	1.092 <b>14,73%</b>
	06h-22h	1.030 <b>10,87%</b>	1.008 <b>13,29%</b>	954 <b>16,35%</b>	1.063 <b>10,91%</b>	988 <b>17,11%</b>	1.081 <b>15,26%</b>	1.021 <b>13,97%</b>
	08h-14h	435 <b>11,72%</b>	378 <b>16,14%</b>	387 <b>20,16%</b>	488 <b>11,07%</b>	367 <b>21,80%</b>	411 <b>19,71%</b>	411 <b>16,76%</b>



Media Diaria	00h-24h	998 <b>11,22%</b>	990 <b>13,54%</b>	904 <b>14,71%</b>	989 <b>11,53%</b>	955 <b>15,60%</b>	1.025 <b>13,85%</b>	<b>977</b> <b>13,41%</b>
	06h-22h	905 <b>9,94%</b>	916 <b>11,79%</b>	842 <b>14,49%</b>	926 <b>10,69%</b>	879 <b>15,13%</b>	952 <b>13,34%</b>	<b>903</b> <b>12,56%</b>
	08h-14h	389 <b>11,05%</b>	365 <b>12,88%</b>	327 <b>18,04%</b>	415 <b>11,33%</b>	331 <b>19,34%</b>	372 <b>16,40%</b>	<b>366</b> <b>14,84%</b>



Coeficientes	N	1,08835	1,07540	1,06394	1,05644	1,06984	1,06660	
	L	0,97413	1,00738	1,07586	0,97240	1,03311	0,94709	
Coeficiente	S							0,89443

Los datos en color negro corresponden al total de vehículos y los datos en color azul corresponden a vehículos pesados (en %)



**Castilla-La Mancha**

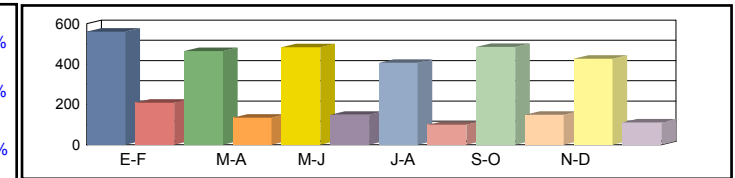
Consejería de Fomento

**Estación:** AB-6  
**Carretera:** CM-3216 p.k. 7,50 **Provincia:** ALBACETE  
**Ubicación:** Int. N-322 (Alcaraz) - Vianos  
**Año:** 2023  
**Tipo:** COBERTURA

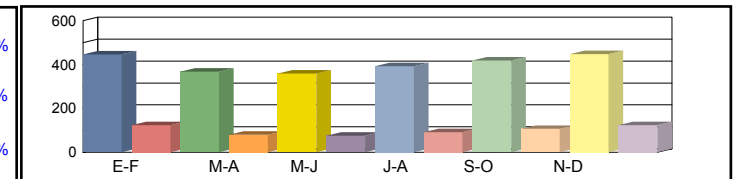
**Dirección General de Carreteras**

Ene-Feb	Mar-Abr	May-Jun	Jul-Ago	Sep-Oct	Nov-Dic	IMD
---------	---------	---------	---------	---------	---------	-----

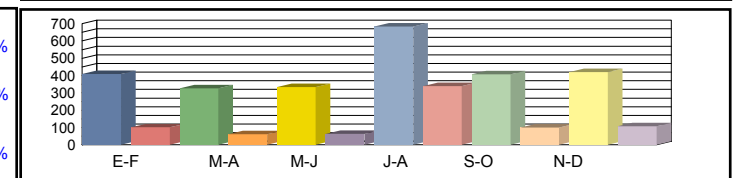
Media Domingos	00h-24h	560 <b>27,13%</b>	464 <b>22,47%</b>	484 <b>23,45%</b>	406 <b>19,65%</b>	485 <b>23,49%</b>	427 <b>20,69%</b>	471 <b>22,81%</b>
	06h-22h	479 <b>23,31%</b>	407 <b>19,80%</b>	425 <b>20,70%</b>	344 <b>16,75%</b>	431 <b>20,99%</b>	372 <b>18,09%</b>	410 <b>19,94%</b>
	08h-14h	245 <b>20,30%</b>	169 <b>13,95%</b>	180 <b>14,87%</b>	175 <b>14,53%</b>	166 <b>13,74%</b>	177 <b>14,69%</b>	185 <b>15,35%</b>



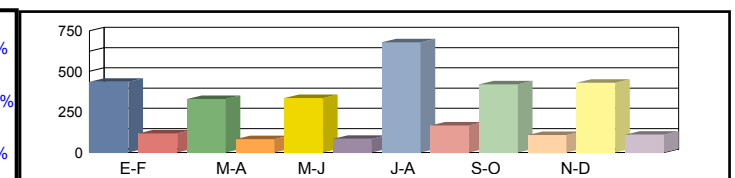
Media Sábados	00h-24h	446 <b>21,60%</b>	368 <b>17,82%</b>	359 <b>17,36%</b>	392 <b>18,97%</b>	419 <b>20,31%</b>	447 <b>21,63%</b>	405 <b>19,62%</b>
	06h-22h	380 <b>18,49%</b>	306 <b>14,91%</b>	294 <b>14,33%</b>	336 <b>16,34%</b>	361 <b>17,58%</b>	388 <b>18,88%</b>	344 <b>16,76%</b>
	08h-14h	160 <b>13,28%</b>	128 <b>10,60%</b>	123 <b>10,22%</b>	145 <b>12,02%</b>	173 <b>14,35%</b>	198 <b>16,40%</b>	154 <b>12,81%</b>



Media Laborales	00h-24h	409 <b>19,80%</b>	327 <b>15,83%</b>	333 <b>16,12%</b>	684 <b>33,13%</b>	408 <b>19,78%</b>	421 <b>20,41%</b>	430 <b>20,85%</b>
	06h-22h	354 <b>17,23%</b>	283 <b>13,76%</b>	290 <b>14,12%</b>	603 <b>29,37%</b>	353 <b>17,21%</b>	362 <b>17,62%</b>	374 <b>18,22%</b>
	08h-14h	163 <b>13,50%</b>	136 <b>11,25%</b>	140 <b>11,58%</b>	286 <b>23,69%</b>	161 <b>13,33%</b>	147 <b>12,15%</b>	172 <b>14,25%</b>



Media Diaria	00h-24h	436 <b>21,11%</b>	329 <b>19,90%</b>	336 <b>19,98%</b>	679 <b>19,66%</b>	420 <b>20,40%</b>	429 <b>20,19%</b>	<b>438</b> <b>20,21%</b>
	06h-22h	376 <b>18,28%</b>	284 <b>17,27%</b>	291 <b>17,31%</b>	596 <b>17,04%</b>	365 <b>17,82%</b>	370 <b>17,59%</b>	<b>380</b> <b>17,55%</b>
	08h-14h	174 <b>14,44%</b>	132 <b>13,15%</b>	137 <b>13,22%</b>	285 <b>13,43%</b>	163 <b>13,65%</b>	153 <b>14,08%</b>	<b>174</b> <b>13,66%</b>



Coeficientes	N							
	L							
Coeficiente	S							

Los datos en color negro corresponden al total de vehículos y los datos en color azul corresponden a vehículos pesados (en %)



Castilla-La Mancha

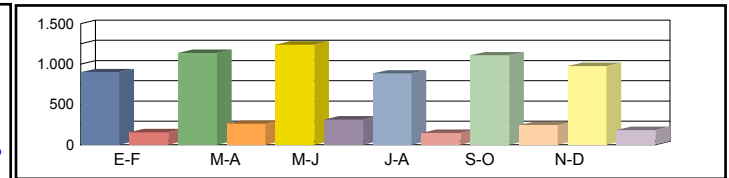
Consejería de Fomento

**Estación:** AB-60  
**Carretera:** CM-3135 p.k. 20,00 **Provincia:** ALBACETE  
**Ubicación:** Barrax - Int. AB-601  
**Año:** 2023  
**Tipo:** COBERTURA

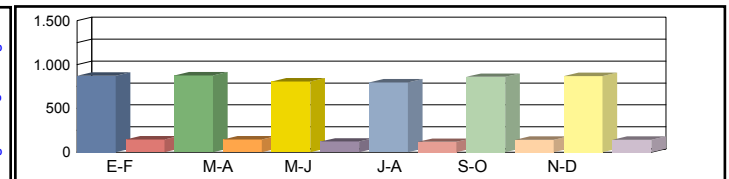
Dirección General de Carreteras

	Ene-Feb	Mar-Abr	May-Jun	Jul-Ago	Sep-Oct	Nov-Dic	IMD
--	---------	---------	---------	---------	---------	---------	-----

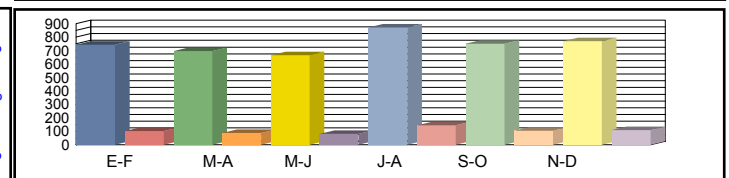
Media Domingos	00h-24h	899 14,67%	1.139 18,58%	1.239 20,21%	883 14,41%	1.108 18,08%	975 15,90%	1.040 16,97%
	06h-22h	837 14,33%	1.070 18,31%	1.154 19,75%	766 13,11%	1.036 17,73%	908 15,53%	962 16,46%
	08h-14h	256 0,47%	233 0,43%	269 0,49%	261 0,48%	278 0,51%	300 0,55%	266 0,49%



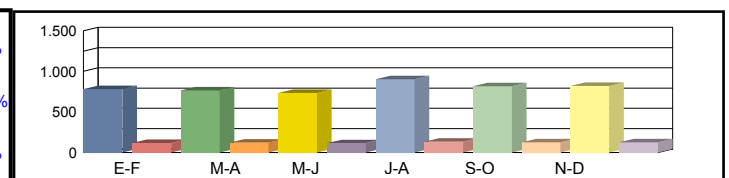
Media Sábados	00h-24h	872 14,22%	876 14,28%	805 13,13%	794 12,95%	859 14,02%	867 14,15%	846 13,79%
	06h-22h	797 13,63%	810 13,86%	736 12,60%	734 12,57%	805 13,78%	808 13,83%	782 13,38%
	08h-14h	357 0,65%	318 0,58%	320 0,58%	300 0,55%	218 0,40%	249 0,45%	294 0,54%



Media Laborales	00h-24h	743 12,11%	697 11,37%	665 10,84%	872 14,22%	751 12,25%	769 12,54%	750 12,22%
	06h-22h	670 11,47%	640 10,95%	610 10,44%	807 13,81%	688 11,77%	702 12,01%	686 11,74%
	08h-14h	208 0,38%	232 0,42%	210 0,38%	252 0,46%	234 0,43%	265 0,48%	234 0,43%



Media Diaria	00h-24h	781 12,88%	765 13,44%	734 13,51%	901 12,66%	817 13,34%	819 13,04%	<b>803 13,15%</b>
	06h-22h	706 12,40%	707 13,01%	675 13,03%	828 12,08%	754 12,91%	752 12,60%	<b>737 12,67%</b>
	08h-14h	226 0,47%	244 0,45%	226 0,46%	266 0,45%	238 0,43%	278 0,45%	<b>246 0,45%</b>



Coeficientes	N							
	L							
Coeficiente	S							

Los datos en color negro corresponden al total de vehículos y los datos en color azul corresponden a vehículos pesados (en %)



Castilla-La Mancha

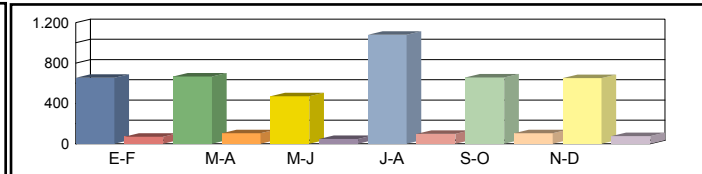
Consejería de Fomento

**Estación:** AB-62  
**Carretera:** CM-313 p.k. 67,61 **Provincia:** ALBACETE  
**Ubicación:** Lezuza - Tiriez  
**Año:** 2023  
**Tipo:** PRIMARIA

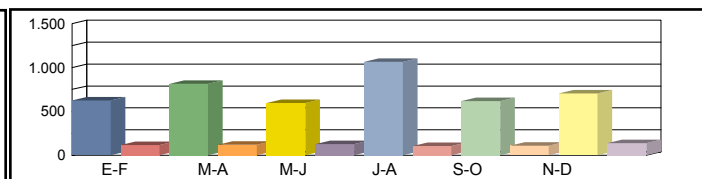
Dirección General de Carreteras

Ene-Feb	Mar-Abr	May-Jun	Jul-Ago	Sep-Oct	Nov-Dic	IMD
---------	---------	---------	---------	---------	---------	-----

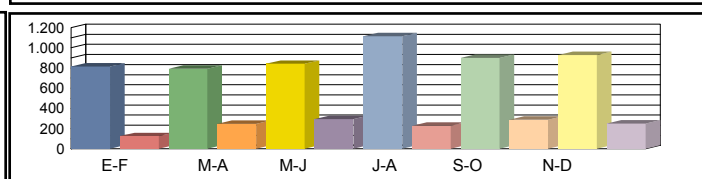
Media	00h-24h	655 9,77%	666 13,81%	472 9,32%	1.079 8,34%	657 14,00%	651 10,45%	697 10,95%
Domingos	06h-22h	580 5,17%	583 12,01%	418 6,70%	936 7,91%	591 13,20%	559 9,84%	611 9,14%
	08h-14h	208 4,33%	261 10,73%	143 2,10%	405 10,12%	241 12,03%	204 13,73%	244 8,84%



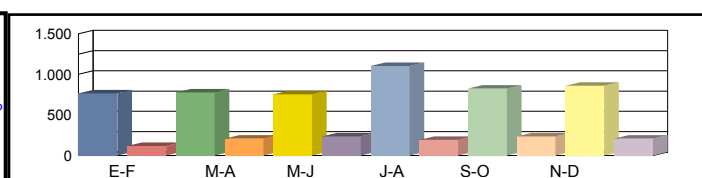
Media	00h-24h	625 15,52%	813 12,79%	596 17,62%	1.065 9,11%	617 14,91%	705 16,31%	737 14,38%
Sábados	06h-22h	550 12,91%	684 12,13%	525 15,05%	865 8,67%	578 12,98%	639 14,24%	640 12,66%
	08h-14h	265 7,17%	372 13,17%	235 16,17%	392 10,97%	317 12,30%	310 24,19%	315 14,00%



Media	00h-24h	815 13,37%	794 23,80%	842 26,01%	1.115 17,04%	899 24,36%	930 21,18%	899 20,96%
Laborales	06h-22h	729 10,84%	707 23,62%	774 25,45%	985 16,75%	851 23,50%	851 20,21%	816 20,06%
	08h-14h	331 9,97%	312 22,76%	353 25,50%	409 17,11%	384 24,74%	342 19,88%	355 19,99%



Media	00h-24h	765 13,20%	778 20,95%	754 23,61%	1.103 14,78%	823 22,11%	858 19,46%	<b>847 19,02%</b>
Diaria	06h-22h	682 10,41%	686 20,55%	688 22,67%	961 14,46%	775 21,29%	779 18,36%	<b>762 17,96%</b>
	08h-14h	304 9,21%	313 19,81%	306 22,88%	406 15,27%	354 22,03%	317 19,87%	<b>333 18,18%</b>



Coeficientes	N	1,11797	1,12306	1,08786	1,13198	1,05640	1,09283	
	L	1,10307	1,13224	1,06770	0,80628	1,00000	0,96667	
Coeficiente	S							0,94216

Los datos en color negro corresponden al total de vehículos y los datos en color azul corresponden a vehículos pesados (en %)



Castilla-La Mancha

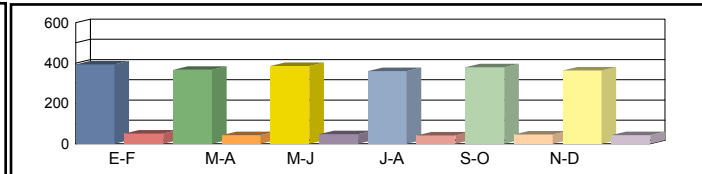
Consejería de Fomento

**Estación:** AB-63  
**Carretera:** CM-3133 p.k. 32,00 **Provincia:** ALBACETE  
**Ubicación:** El Balletero - Int. CM-320  
**Año:** 2023  
**Tipo:** COBERTURA

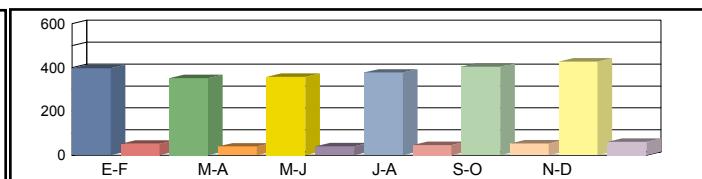
Dirección General de Carreteras

	Ene-Feb	Mar-Abr	May-Jun	Jul-Ago	Sep-Oct	Nov-Dic	IMD
--	---------	---------	---------	---------	---------	---------	-----

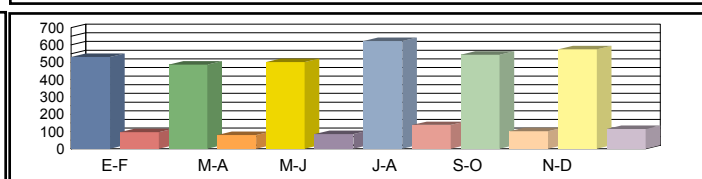
Media Domingos	00h-24h	394 11,47%	366 10,65%	385 11,19%	360 10,47%	379 11,02%	364 10,59%	375 10,90%
	06h-22h	318 8,96%	311 8,75%	326 9,19%	293 8,24%	326 9,17%	305 8,58%	313 8,82%
	08h-14h	62 9,10%	74 10,89%	71 10,39%	71 10,35%	82 11,96%	82 12,03%	74 10,79%



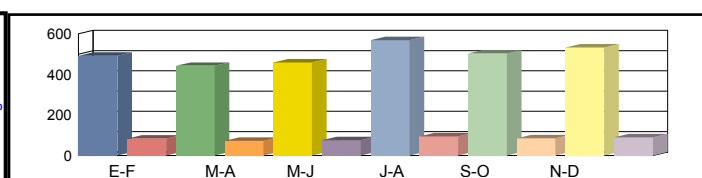
Media Sábados	00h-24h	397 11,54%	351 10,21%	357 10,37%	377 10,97%	404 11,74%	427 12,43%	386 11,21%
	06h-22h	355 9,99%	304 8,56%	310 8,74%	322 9,07%	358 10,09%	340 9,57%	332 9,34%
	08h-14h	92 13,43%	88 12,84%	98 14,30%	90 13,18%	99 14,51%	104 15,30%	95 13,93%



Media Laborales	00h-24h	531 15,44%	487 14,15%	502 14,59%	623 18,11%	543 15,78%	575 16,73%	544 15,80%
	06h-22h	473 13,32%	447 12,57%	462 13,01%	537 15,12%	489 13,78%	506 14,24%	486 13,67%
	08h-14h	128 18,75%	119 17,38%	123 17,96%	147 21,58%	133 19,50%	133 19,54%	130 19,12%



Media Diaria	00h-24h	492 14,32%	442 14,01%	459 14,11%	569 14,09%	502 14,28%	533 14,32%	500 14,19%
	06h-22h	434 12,22%	402 11,99%	419 12,08%	483 11,99%	450 12,26%	460 12,11%	441 12,11%
	08h-14h	113 16,61%	107 16,78%	111 16,92%	131 16,75%	122 17,17%	123 17,30%	118 16,92%



Coeficientes	N						
	L						
Coeficiente	S						

Los datos en color negro corresponden al total de vehículos y los datos en color azul corresponden a vehículos pesados (en %)



Castilla-La Mancha

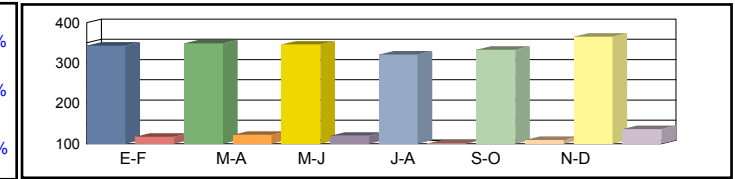
Consejería de Fomento

**Estación:** AB-64  
**Carretera:** CM-3208 p.k. 4,00 **Provincia:** ALBACETE  
**Ubicación:** Int CM-412 ( Povedilla ) - Alcaraz  
**Año:** 2023  
**Tipo:** COBERTURA

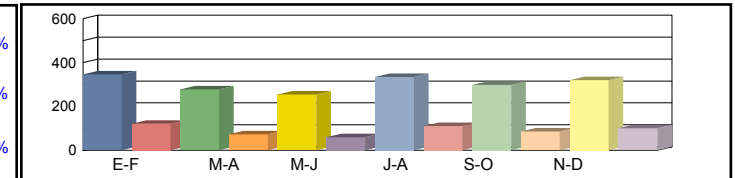
Dirección General de Carreteras

Ene-Feb	Mar-Abr	May-Jun	Jul-Ago	Sep-Oct	Nov-Dic	IMD
---------	---------	---------	---------	---------	---------	-----

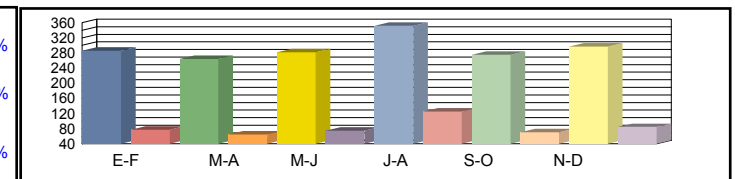
Media Domingos	00h-24h	343 <b>25,59%</b>	349 <b>26,02%</b>	346 <b>25,78%</b>	321 <b>23,98%</b>	333 <b>24,83%</b>	365 <b>27,21%</b>	343 <b>25,57%</b>
	06h-22h	298 <b>22,76%</b>	293 <b>22,39%</b>	297 <b>22,73%</b>	280 <b>21,40%</b>	274 <b>20,93%</b>	324 <b>24,76%</b>	294 <b>22,50%</b>
	08h-14h	146 <b>21,17%</b>	149 <b>21,62%</b>	149 <b>21,53%</b>	177 <b>25,67%</b>	136 <b>19,76%</b>	184 <b>26,70%</b>	157 <b>22,74%</b>



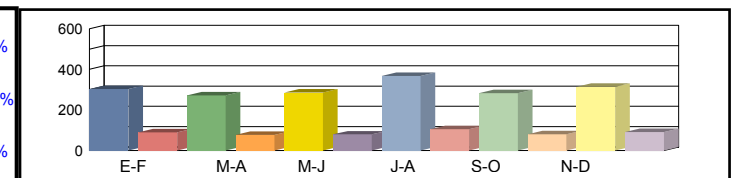
Media Sábados	00h-24h	346 <b>25,80%</b>	278 <b>20,72%</b>	254 <b>18,93%</b>	334 <b>24,90%</b>	298 <b>22,24%</b>	319 <b>23,79%</b>	305 <b>22,73%</b>
	06h-22h	303 <b>23,17%</b>	238 <b>18,16%</b>	212 <b>16,24%</b>	284 <b>21,69%</b>	251 <b>19,17%</b>	271 <b>20,72%</b>	260 <b>19,86%</b>
	08h-14h	138 <b>19,93%</b>	132 <b>19,13%</b>	127 <b>18,37%</b>	158 <b>22,82%</b>	140 <b>20,26%</b>	139 <b>20,19%</b>	139 <b>20,12%</b>



Media Laborales	00h-24h	286 <b>21,33%</b>	264 <b>19,70%</b>	282 <b>21,00%</b>	352 <b>26,22%</b>	275 <b>20,51%</b>	297 <b>22,14%</b>	293 <b>21,82%</b>
	06h-22h	248 <b>18,95%</b>	232 <b>17,75%</b>	248 <b>18,98%</b>	310 <b>23,72%</b>	243 <b>18,57%</b>	260 <b>19,90%</b>	257 <b>19,65%</b>
	08h-14h	134 <b>19,40%</b>	134 <b>19,33%</b>	136 <b>19,76%</b>	167 <b>24,20%</b>	131 <b>18,98%</b>	132 <b>19,05%</b>	139 <b>20,12%</b>



Media Diaria	00h-24h	303 <b>22,58%</b>	271 <b>21,91%</b>	286 <b>21,62%</b>	367 <b>22,22%</b>	283 <b>21,96%</b>	314 <b>22,52%</b>	<b>304</b> <b>22,13%</b>
	06h-22h	263 <b>20,10%</b>	237 <b>19,33%</b>	250 <b>19,10%</b>	322 <b>19,69%</b>	247 <b>19,27%</b>	275 <b>20,03%</b>	<b>266</b> <b>19,59%</b>
	08h-14h	136 <b>19,73%</b>	136 <b>19,68%</b>	137 <b>19,56%</b>	179 <b>20,79%</b>	132 <b>19,58%</b>	140 <b>20,56%</b>	<b>143</b> <b>19,98%</b>



Coeficientes	N							
	L							
Coeficiente	S							

Los datos en color negro corresponden al total de vehículos y los datos en color azul corresponden a vehículos pesados (en %)



Castilla-La Mancha

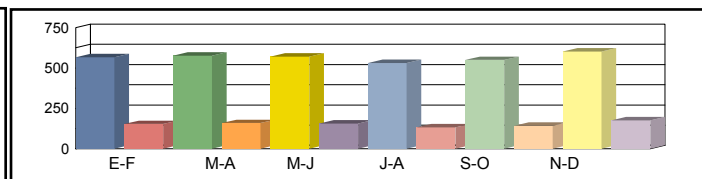
Consejería de Fomento

**Estación:** AB-64a  
**Carretera:** CM-412 p.k. 165,50 **Provincia:** ALBACETE  
**Ubicación:** Int. CM-3208 - Int. N-322 (Reolid )  
**Año:** 2023  
**Tipo:** COBERTURA

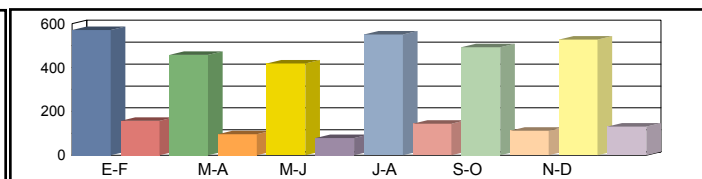
Dirección General de Carreteras

	Ene-Feb	Mar-Abr	May-Jun	Jul-Ago	Sep-Oct	Nov-Dic	IMD
--	---------	---------	---------	---------	---------	---------	-----

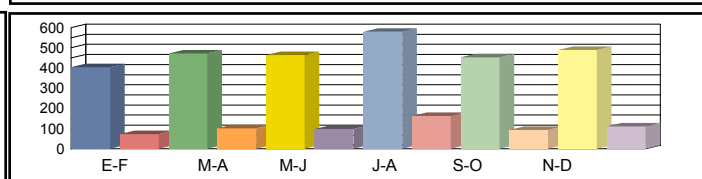
Media Domingos	00h-24h	566 21,35%	576 21,71%	570 21,51%	531 20,01%	550 20,72%	602 22,71%	566 21,33%
	06h-22h	500 17,32%	492 17,04%	499 17,30%	470 16,29%	459 15,93%	544 18,84%	494 17,12%
	08h-14h	136 9,60%	139 9,81%	139 9,76%	165 11,64%	127 8,96%	172 12,11%	146 10,31%



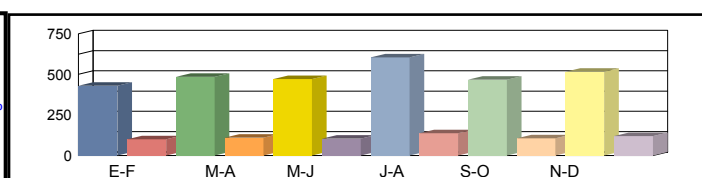
Media Sábados	00h-24h	571 21,52%	458 17,29%	419 15,79%	551 20,78%	492 18,56%	527 19,85%	503 18,96%
	06h-22h	509 17,63%	399 13,82%	356 12,36%	476 16,51%	421 14,59%	455 15,77%	436 15,11%
	08h-14h	128 9,04%	123 8,67%	118 8,33%	147 10,35%	131 9,19%	130 9,16%	130 9,12%



Media Laborales	00h-24h	405 15,27%	472 17,80%	465 17,52%	580 21,88%	454 17,12%	490 18,48%	478 18,01%
	06h-22h	324 11,25%	416 14,42%	417 14,45%	521 18,05%	408 14,13%	437 15,14%	420 14,58%
	08h-14h	97 6,85%	125 8,80%	127 8,96%	156 10,98%	122 8,61%	123 8,64%	125 8,81%



Media Diaria	00h-24h	429 18,84%	485 18,28%	471 18,04%	604 18,54%	467 18,32%	517 18,79%	496 18,47%
	06h-22h	344 15,30%	424 14,71%	420 14,54%	541 14,99%	415 14,66%	462 15,25%	434 14,91%
	08h-14h	99 8,95%	127 8,93%	128 8,87%	167 9,43%	123 8,88%	130 9,32%	129 9,06%



Coeficientes	N						
	L						
Coeficiente	S						

Los datos en color negro corresponden al total de vehículos y los datos en color azul corresponden a vehículos pesados (en %)



**Castilla-La Mancha**

Consejería de Fomento

**Estación:** AB-64b  
**Carretera:** CM-412 p.k. 161,86 **Provincia:** ALBACETE  
**Ubicación:** Límite Provincia con Ciudad Real - Int. CM-3208  
**Año:** 2023  
**Tipo:** PRIMARIA

**Dirección General de Carreteras**

Ene-Feb	Mar-Abr	May-Jun	Jul-Ago	Sep-Oct	Nov-Dic	IMD
---------	---------	---------	---------	---------	---------	-----

Media Domingos	00h-24h	733 <b>7,09%</b>	766 <b>4,96%</b>	794 <b>4,53%</b>	960 <b>5,73%</b>	765 <b>4,31%</b>	939 <b>4,79%</b>	826 <b>5,24%</b>	
	06h-22h	615 <b>4,88%</b>	683 <b>4,10%</b>	728 <b>3,98%</b>	899 <b>3,67%</b>	666 <b>4,20%</b>	895 <b>3,80%</b>	748 <b>4,11%</b>	
	08h-14h	240 <b>5,00%</b>	312 <b>2,56%</b>	314 <b>3,18%</b>	504 <b>2,38%</b>	277 <b>3,61%</b>	406 <b>0,99%</b>	342 <b>2,95%</b>	

Media Sábados	00h-24h	739 <b>8,80%</b>	610 <b>7,21%</b>	583 <b>5,66%</b>	997 <b>7,42%</b>	685 <b>6,57%</b>	821 <b>7,92%</b>	739 <b>7,26%</b>	
	06h-22h	626 <b>8,15%</b>	554 <b>5,78%</b>	520 <b>4,23%</b>	911 <b>6,04%</b>	610 <b>6,23%</b>	749 <b>6,54%</b>	662 <b>6,16%</b>	
	08h-14h	226 <b>6,19%</b>	276 <b>7,97%</b>	268 <b>6,34%</b>	448 <b>4,69%</b>	284 <b>6,69%</b>	307 <b>4,89%</b>	302 <b>6,13%</b>	

Media Laborales	00h-24h	561 <b>11,05%</b>	604 <b>14,74%</b>	644 <b>13,98%</b>	804 <b>10,32%</b>	629 <b>11,45%</b>	679 <b>11,49%</b>	654 <b>12,17%</b>	
	06h-22h	468 <b>8,55%</b>	562 <b>14,59%</b>	601 <b>13,48%</b>	751 <b>9,32%</b>	588 <b>10,71%</b>	630 <b>9,68%</b>	600 <b>11,06%</b>	
	08h-14h	214 <b>7,94%</b>	274 <b>17,15%</b>	280 <b>15,71%</b>	343 <b>8,16%</b>	269 <b>11,52%</b>	270 <b>7,78%</b>	275 <b>11,38%</b>	

Media Diaria	00h-24h	611 <b>9,98%</b>	628 <b>11,94%</b>	657 <b>11,26%</b>	854 <b>9,13%</b>	657 <b>9,59%</b>	736 <b>9,65%</b>	<b>690</b> <b>10,26%</b>	
	06h-22h	512 <b>7,81%</b>	578 <b>11,59%</b>	607 <b>10,71%</b>	796 <b>7,91%</b>	603 <b>9,12%</b>	685 <b>8,18%</b>	<b>630</b> <b>9,22%</b>	
	08h-14h	220 <b>7,27%</b>	280 <b>13,57%</b>	283 <b>12,37%</b>	381 <b>6,56%</b>	272 <b>9,56%</b>	295 <b>6,10%</b>	<b>288</b> <b>9,24%</b>	

Coeficientes	N	1,19872	1,07473	1,07155	1,07057	1,06973	1,07778	
	L	1,16578	1,08278	1,01553	0,81343	1,03975	0,96318	
Coeficiente	S							1,05614

Los datos en color negro corresponden al total de vehículos y los datos en color azul corresponden a vehículos pesados (en %)





Castilla-La Mancha

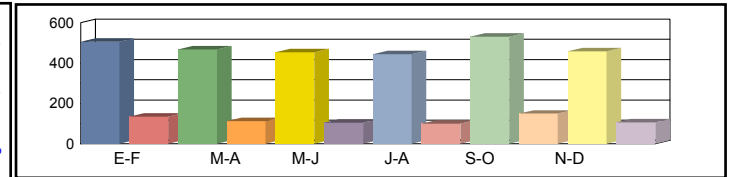
Consejería de Fomento

**Estación:** AB-65  
**Carretera:** CM-3205 p.k. 19,50 **Provincia:** ALBACETE  
**Ubicación:** Enl N-322(Bienservida) - Villaverde de Guadalimar  
**Año:** 2023  
**Tipo:** COBERTURA

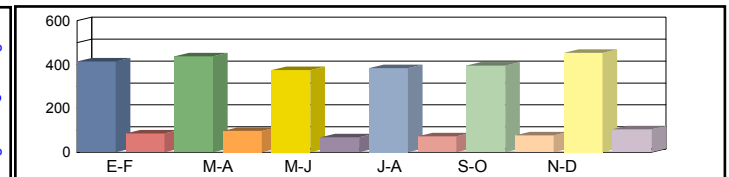
Dirección General de Carreteras

Ene-Feb	Mar-Abr	May-Jun	Jul-Ago	Sep-Oct	Nov-Dic	IMD
---------	---------	---------	---------	---------	---------	-----

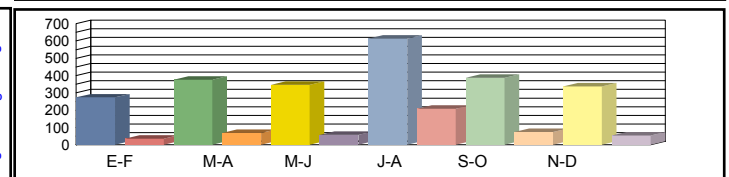
Media Domingos	00h-24h	506 <b>20,95%</b>	468 <b>19,39%</b>	454 <b>18,77%</b>	444 <b>18,37%</b>	531 <b>22,00%</b>	458 <b>18,95%</b>	477 <b>19,74%</b>
	06h-22h	419 <b>14,37%</b>	387 <b>13,25%</b>	385 <b>13,21%</b>	360 <b>12,32%</b>	417 <b>14,30%</b>	374 <b>12,81%</b>	390 <b>13,38%</b>
	08h-14h	161 <b>3,70%</b>	154 <b>3,53%</b>	161 <b>3,70%</b>	149 <b>3,41%</b>	155 <b>3,56%</b>	142 <b>3,25%</b>	154 <b>3,53%</b>



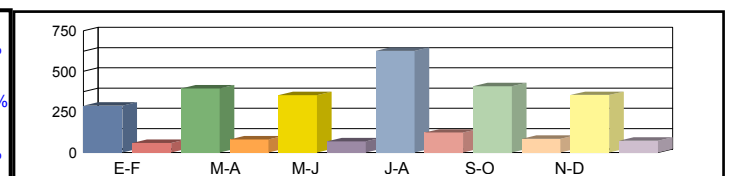
Media Sábados	00h-24h	414 <b>17,14%</b>	438 <b>18,14%</b>	375 <b>15,52%</b>	383 <b>15,86%</b>	395 <b>16,34%</b>	453 <b>18,75%</b>	410 <b>16,96%</b>
	06h-22h	343 <b>11,76%</b>	355 <b>12,16%</b>	313 <b>10,71%</b>	310 <b>10,63%</b>	321 <b>11,00%</b>	369 <b>12,66%</b>	335 <b>11,49%</b>
	08h-14h	160 <b>3,66%</b>	160 <b>3,67%</b>	141 <b>3,24%</b>	136 <b>3,12%</b>	156 <b>3,58%</b>	171 <b>3,92%</b>	154 <b>3,53%</b>



Media Laborales	00h-24h	274 <b>11,35%</b>	376 <b>15,55%</b>	346 <b>14,34%</b>	614 <b>25,42%</b>	387 <b>16,02%</b>	337 <b>13,93%</b>	389 <b>16,10%</b>
	06h-22h	223 <b>7,64%</b>	309 <b>10,60%</b>	274 <b>9,37%</b>	498 <b>17,06%</b>	315 <b>10,79%</b>	278 <b>9,52%</b>	316 <b>10,83%</b>
	08h-14h	89 <b>2,04%</b>	129 <b>2,97%</b>	113 <b>2,59%</b>	218 <b>4,99%</b>	132 <b>3,03%</b>	116 <b>2,66%</b>	133 <b>3,05%</b>



Media Diaria	00h-24h	289 <b>16,89%</b>	394 <b>16,81%</b>	353 <b>16,34%</b>	626 <b>16,33%</b>	409 <b>16,92%</b>	354 <b>16,83%</b>	<b>404 16,69%</b>
	06h-22h	236 <b>11,44%</b>	325 <b>11,34%</b>	282 <b>11,13%</b>	507 <b>10,99%</b>	330 <b>11,32%</b>	292 <b>11,35%</b>	<b>329 11,26%</b>
	08h-14h	94 <b>3,22%</b>	136 <b>3,19%</b>	118 <b>3,16%</b>	223 <b>3,10%</b>	139 <b>3,18%</b>	122 <b>3,19%</b>	<b>139 3,17%</b>



Coeficientes	N							
	L							
Coeficiente	S							

Los datos en color negro corresponden al total de vehículos y los datos en color azul corresponden a vehículos pesados (en %)



Castilla-La Mancha

Consejería de Fomento

**Estación:** AB-66  
**Carretera:** CM-313 p.k. 84,00 **Provincia:** ALBACETE  
**Ubicación:** Int. N-322 - San Pedro  
**Año:** 2023  
**Tipo:** COBERTURA

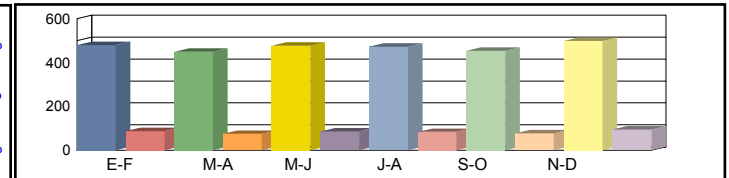
Dirección General de Carreteras

	Ene-Feb	Mar-Abr	May-Jun	Jul-Ago	Sep-Oct	Nov-Dic	IMD
--	---------	---------	---------	---------	---------	---------	-----

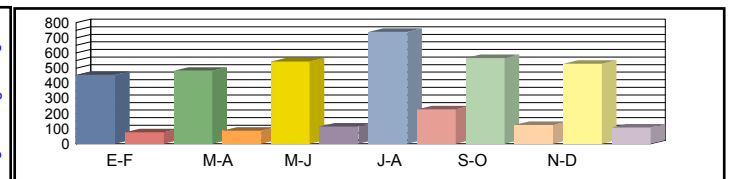
Media Domingos	00h-24h	441 14,03%	470 14,96%	411 13,09%	432 13,76%	415 13,21%	420 13,36%	432 13,73%
	06h-22h	339 15,57%	371 17,05%	334 15,34%	338 15,55%	314 14,43%	320 14,69%	336 15,44%
	08h-14h	71 14,29%	77 15,48%	68 13,70%	72 14,61%	66 13,30%	65 13,18%	70 14,09%



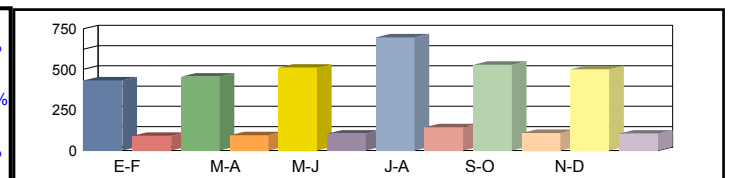
Media Sábados	00h-24h	480 15,27%	449 14,29%	476 15,17%	472 15,03%	454 14,45%	498 15,86%	472 15,01%
	06h-22h	361 16,58%	341 15,68%	355 16,32%	358 16,48%	341 15,69%	376 17,30%	355 16,34%
	08h-14h	97 19,57%	97 19,63%	98 19,85%	97 19,65%	89 18,06%	98 19,84%	96 19,43%



Media Laborales	00h-24h	456 14,50%	482 15,34%	544 17,32%	739 23,51%	566 18,02%	529 16,85%	553 17,59%
	06h-22h	363 16,70%	371 17,05%	395 18,17%	547 25,15%	435 20,00%	421 19,37%	422 19,41%
	08h-14h	86 17,46%	86 17,46%	96 19,37%	128 25,90%	102 20,59%	101 20,44%	100 20,20%



Media Diaria	00h-24h	432 17,06%	456 17,05%	510 16,91%	697 16,99%	528 16,82%	500 17,05%	520 16,98%
	06h-22h	343 18,88%	352 18,96%	371 18,81%	516 18,86%	404 18,59%	397 18,86%	397 18,83%
	08h-14h	82 19,54%	82 19,72%	91 19,50%	122 19,60%	95 19,19%	95 19,42%	94 19,50%



Coeficientes	N							
	L							
Coeficiente	S							

Los datos en color negro corresponden al total de vehículos y los datos en color azul corresponden a vehículos pesados (en %)



Castilla-La Mancha

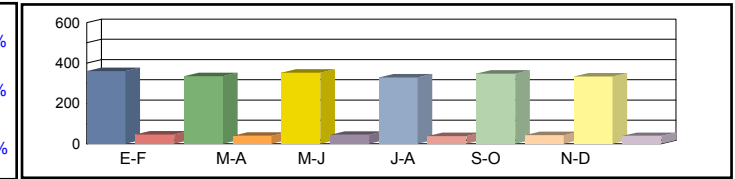
Consejería de Fomento

**Estación:** AB-66a  
**Carretera:** CM-3251 p.k. 8,00 **Provincia:** ALBACETE  
**Ubicación:** Balazote - Tiriez  
**Año:** 2023  
**Tipo:** COBERTURA

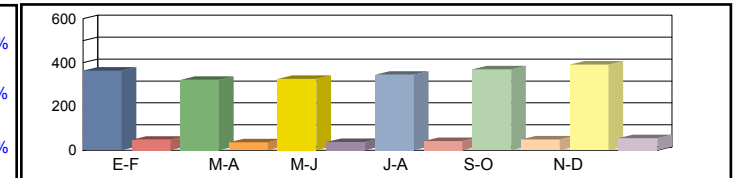
Dirección General de Carreteras

	Ene-Feb	Mar-Abr	May-Jun	Jul-Ago	Sep-Oct	Nov-Dic	IMD
--	---------	---------	---------	---------	---------	---------	-----

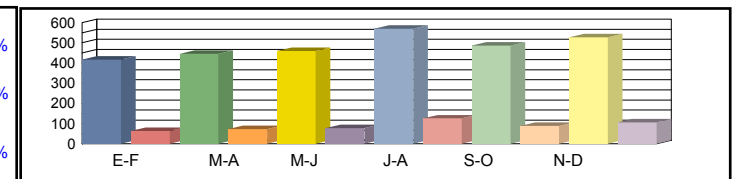
Media Domingos	00h-24h	361 11,46%	335 10,64%	352 11,18%	329 10,46%	347 11,01%	333 10,58%	343 10,89%
	06h-22h	276 7,71%	269 7,53%	283 7,91%	254 7,09%	282 7,89%	264 7,39%	271 7,59%
	08h-14h	131 3,06%	157 3,66%	150 3,49%	149 3,48%	172 4,02%	173 4,04%	155 3,62%



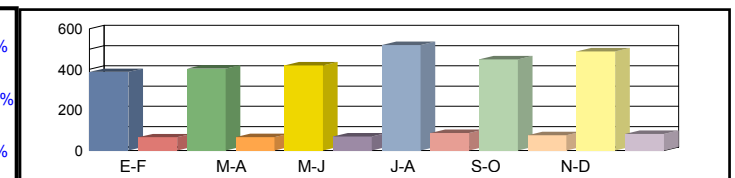
Media Sábados	00h-24h	363 11,54%	321 10,20%	326 10,36%	345 10,97%	369 11,73%	391 12,42%	352 11,20%
	06h-22h	308 8,60%	263 7,37%	269 7,52%	279 7,81%	311 8,68%	295 8,24%	288 8,03%
	08h-14h	193 4,51%	185 4,31%	206 4,80%	190 4,43%	209 4,87%	220 5,14%	200 4,68%



Media Laborales	00h-24h	417 13,25%	445 14,14%	459 14,58%	570 18,10%	486 15,43%	527 16,72%	484 15,37%
	06h-22h	345 9,63%	387 10,82%	400 11,20%	465 13,01%	410 11,46%	438 12,26%	408 11,40%
	08h-14h	238 5,54%	250 5,83%	259 6,03%	311 7,25%	270 6,30%	281 6,56%	268 6,25%



Media Diaria	00h-24h	387 14,31%	404 14,00%	419 14,10%	520 14,08%	449 14,27%	489 14,31%	445 14,18%
	06h-22h	317 10,52%	348 10,32%	363 10,39%	418 10,32%	378 10,56%	398 10,42%	370 10,42%
	08h-14h	211 5,58%	224 5,64%	234 5,68%	278 5,63%	247 5,77%	259 5,81%	242 5,68%



Coeficientes	N							
	L							
Coeficiente	S							

Los datos en color negro corresponden al total de vehículos y los datos en color azul corresponden a vehículos pesados (en %)



Castilla-La Mancha

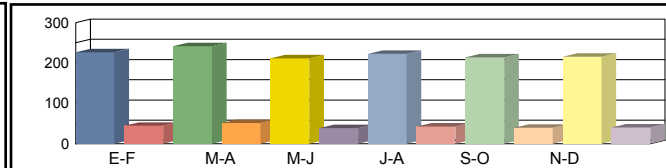
Consejería de Fomento

**Estación:** AB-66b  
**Carretera:** CM-313 p.k. 78,00 **Provincia:** ALBACETE  
**Ubicación:** Tiriez - Int. N-322  
**Año:** 2023  
**Tipo:** COBERTURA

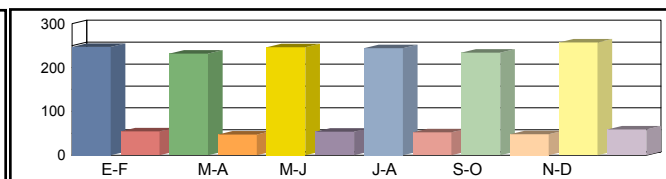
Dirección General de Carreteras

	Ene-Feb	Mar-Abr	May-Jun	Jul-Ago	Sep-Oct	Nov-Dic	IMD
--	---------	---------	---------	---------	---------	---------	-----

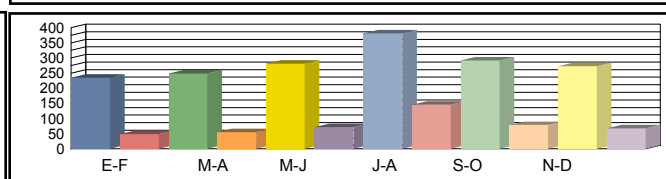
Media Domingos	00h-24h	227 16,53%	242 17,62%	212 15,43%	223 16,21%	214 15,56%	216 15,74%	222 16,18%
	06h-22h	157 16,66%	171 18,24%	154 16,41%	156 16,63%	145 15,44%	148 15,72%	155 16,52%
	08h-14h	45 12,81%	49 13,88%	43 12,28%	46 13,10%	42 11,92%	42 11,82%	44 12,64%



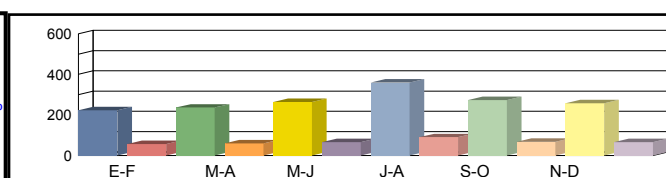
Media Sábados	00h-24h	247 18,00%	232 16,84%	246 17,87%	244 17,71%	234 17,02%	257 18,68%	243 17,69%
	06h-22h	167 17,74%	158 16,77%	164 17,45%	166 17,63%	158 16,79%	174 18,51%	164 17,48%
	08h-14h	62 17,55%	62 17,60%	63 17,80%	62 17,62%	57 16,19%	63 17,79%	62 17,43%



Media Laborales	00h-24h	235 17,09%	249 18,08%	281 20,41%	381 27,70%	292 21,23%	273 19,85%	285 20,73%
	06h-22h	168 17,87%	171 18,24%	183 19,43%	253 26,90%	201 21,39%	195 20,72%	195 20,76%
	08h-14h	55 15,65%	55 15,65%	61 17,37%	82 23,22%	65 18,46%	65 18,32%	64 18,11%



Media Diaria	00h-24h	222 20,10%	236 20,09%	264 19,92%	359 20,01%	273 19,82%	258 20,08%	269 20,00%
	06h-22h	159 20,19%	162 20,28%	172 20,12%	239 20,17%	187 19,88%	184 20,17%	184 20,14%
	08h-14h	52 17,52%	53 17,68%	58 17,48%	78 17,58%	61 17,20%	61 17,42%	60 17,48%



Coeficientes	N						
	L						
Coeficiente	S						

Los datos en color negro corresponden al total de vehículos y los datos en color azul corresponden a vehículos pesados (en %)



Castilla-La Mancha

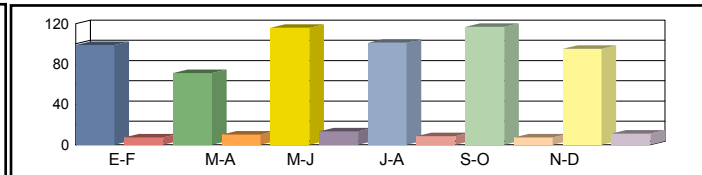
Consejería de Fomento

**Estación:** AB-67  
**Carretera:** CM-3216 p.k. 9,39 **Provincia:** ALBACETE  
**Ubicación:** Vianos - Cortijo de Tortas  
**Año:** 2023  
**Tipo:** PRIMARIA

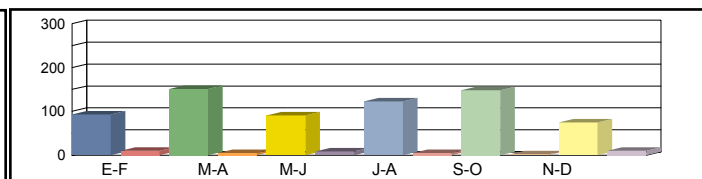
Dirección General de Carreteras

	Ene-Feb	Mar-Abr	May-Jun	Jul-Ago	Sep-Oct	Nov-Dic	IMD
--	---------	---------	---------	---------	---------	---------	-----

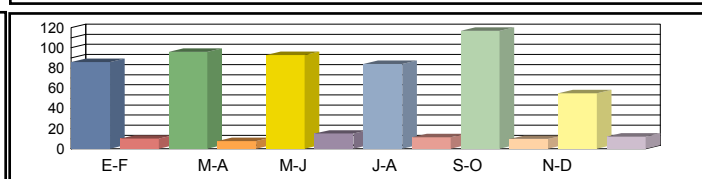
Media	00h-24h	99	71	116	101	117	95	100
Domingos	06h-22h	82	57	96	82	103	87	84
	08h-14h	44	19	46	38	37	42	38



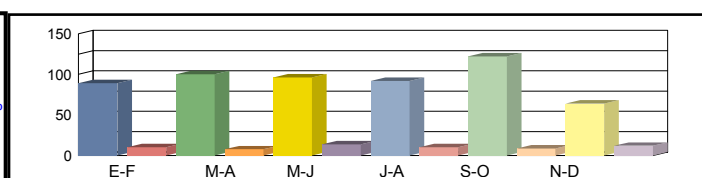
Media	00h-24h	93	151	91	123	148	75	114
Sábados	06h-22h	75	133	74	105	125	71	97
	08h-14h	41	57	21	53	63	29	44



Media	00h-24h	86	96	93	84	117	55	88
Laborales	06h-22h	70	86	70	70	99	49	74
	08h-14h	32	36	27	27	40	20	30



Media	00h-24h	89	100	96	92	122	64	94
Diaria	06h-22h	72	88	75	77	103	57	79
	08h-14h	35	36	29	32	43	25	33



Coeficientes	N	1,22857	1,11628	1,32857	1,20000	1,18182	1,12245	
	L	1,02326	0,91667	0,94624	1,04762	0,75214	1,60000	
Coeficiente	S							1,06169

Los datos en color negro corresponden al total de vehículos y los datos en color azul corresponden a vehículos pesados (en %)



**Castilla-La Mancha**

Consejería de Fomento

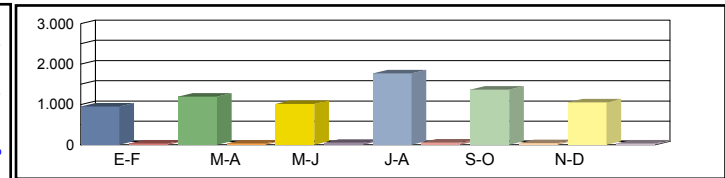
**Estación:** AB-68  
**Carretera:** CM-412 p.k. 202,95 **Provincia:** ALBACETE  
**Ubicación:** Riópar - Fuente Higuera  
**Año:** 2023  
**Tipo:** PERMANENTE

**Dirección General de Carreteras**

Ene-Feb	Mar-Abr	May-Jun	Jul-Ago	Sep-Oct	Nov-Dic	IMD
---------	---------	---------	---------	---------	---------	-----

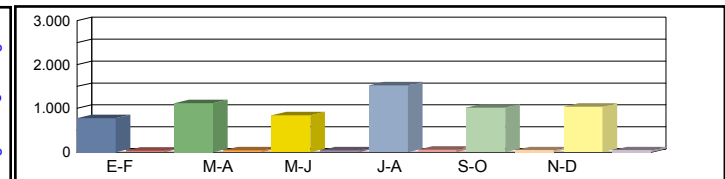
Media 00h-24h  
 Domingos 06h-22h  
 08h-14h

952 <b>3,36%</b>	1.196 <b>3,01%</b>	1.016 <b>4,63%</b>	1.767 <b>3,23%</b>	1.365 <b>3,08%</b>	1.049 <b>2,96%</b>	1.224 <b>3,38%</b>
924 <b>3,03%</b>	1.167 <b>3,00%</b>	990 <b>4,55%</b>	1.660 <b>3,37%</b>	1.257 <b>3,18%</b>	1.016 <b>2,85%</b>	1.169 <b>3,33%</b>
374 <b>2,94%</b>	512 <b>3,32%</b>	452 <b>3,98%</b>	790 <b>2,78%</b>	501 <b>3,39%</b>	422 <b>2,84%</b>	508 <b>3,21%</b>



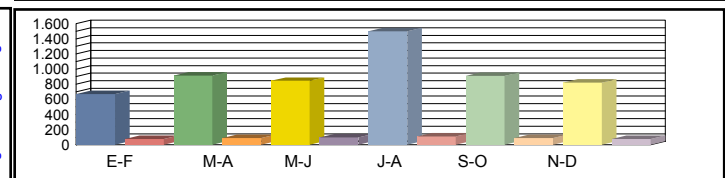
Media 00h-24h  
 Sábados 06h-22h  
 08h-14h

779 <b>4,75%</b>	1.119 <b>3,75%</b>	840 <b>4,76%</b>	1.526 <b>3,74%</b>	1.014 <b>4,44%</b>	1.038 <b>4,34%</b>	1.053 <b>4,30%</b>
756 <b>4,76%</b>	1.071 <b>3,83%</b>	803 <b>4,48%</b>	1.432 <b>3,77%</b>	967 <b>4,55%</b>	1.004 <b>4,48%</b>	1.006 <b>4,31%</b>
370 <b>5,14%</b>	533 <b>4,50%</b>	396 <b>4,55%</b>	722 <b>3,88%</b>	503 <b>4,37%</b>	508 <b>5,12%</b>	505 <b>4,59%</b>



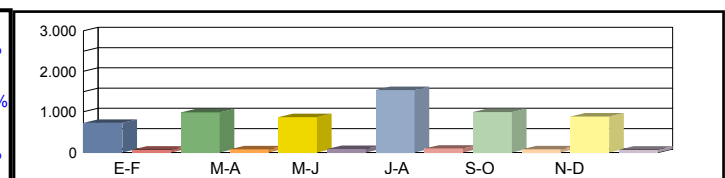
Media 00h-24h  
 Laborales 06h-22h  
 08h-14h

669 <b>10,46%</b>	916 <b>8,95%</b>	845 <b>10,30%</b>	1.498 <b>6,94%</b>	912 <b>8,99%</b>	821 <b>8,77%</b>	944 <b>9,07%</b>
634 <b>10,73%</b>	880 <b>8,75%</b>	778 <b>10,15%</b>	1.416 <b>6,99%</b>	880 <b>9,09%</b>	790 <b>8,86%</b>	896 <b>9,10%</b>
278 <b>12,23%</b>	404 <b>9,65%</b>	352 <b>11,36%</b>	679 <b>7,36%</b>	395 <b>9,87%</b>	362 <b>9,39%</b>	412 <b>9,98%</b>



Media 00h-24h  
 Diaria 06h-22h  
 08h-14h

728 <b>8,24%</b>	988 <b>7,09%</b>	867 <b>8,77%</b>	1.541 <b>5,84%</b>	994 <b>7,14%</b>	887 <b>6,99%</b>	<b>1.001 7,34%</b>
694 <b>8,21%</b>	951 <b>6,94%</b>	809 <b>8,53%</b>	1.454 <b>5,91%</b>	949 <b>7,27%</b>	856 <b>7,13%</b>	<b>952 7,33%</b>
306 <b>9,48%</b>	440 <b>7,73%</b>	370 <b>9,19%</b>	702 <b>6,13%</b>	426 <b>7,75%</b>	393 <b>7,63%</b>	<b>440 7,98%</b>



Coeficientes N  
 L  
 Coeficiente S

1,05521	1,04091	1,08612	1,05791	1,03636	1,03924	
1,41106	1,03057	1,11716	0,63017	1,03509	1,14982	
						1,05887

Los datos en color negro corresponden al total de vehículos y los datos en color azul corresponden a vehículos pesados (en %)



Castilla-La Mancha

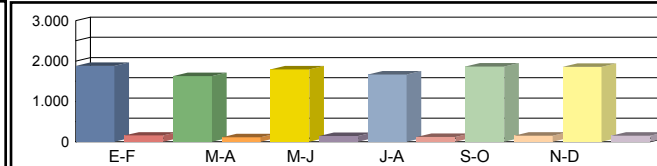
Consejería de Fomento

**Estación:** AB-69  
**Carretera:** CM-412 p.k. 232,00 **Provincia:** ALBACETE  
**Ubicación:** Int. CM-3206 - Elche de la Sierra  
**Año:** 2023  
**Tipo:** COBERTURA

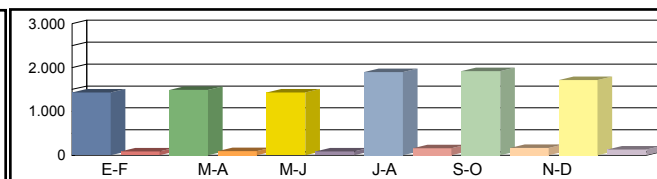
Dirección General de Carreteras

	Ene-Feb	Mar-Abr	May-Jun	Jul-Ago	Sep-Oct	Nov-Dic	IMD
--	---------	---------	---------	---------	---------	---------	-----

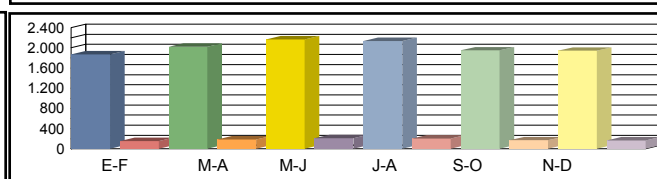
Media Domingos	00h-24h	1.879 <b>7,71%</b>	1.627 <b>6,68%</b>	1.793 <b>7,36%</b>	1.669 <b>6,85%</b>	1.866 <b>7,66%</b>	1.856 <b>7,62%</b>	1.782 <b>7,31%</b>
	06h-22h	1.824 <b>7,02%</b>	1.453 <b>5,59%</b>	1.697 <b>6,53%</b>	1.559 <b>6,00%</b>	1.817 <b>6,99%</b>	1.800 <b>6,93%</b>	1.692 <b>6,51%</b>
	08h-14h	547 <b>2,49%</b>	850 <b>3,87%</b>	661 <b>3,01%</b>	939 <b>4,28%</b>	974 <b>4,44%</b>	733 <b>3,34%</b>	784 <b>3,57%</b>



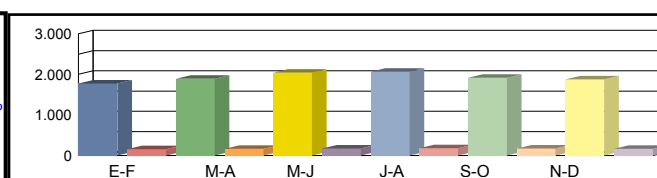
Media Sábados	00h-24h	1.431 <b>5,88%</b>	1.492 <b>6,13%</b>	1.430 <b>5,87%</b>	1.893 <b>7,77%</b>	1.921 <b>7,89%</b>	1.717 <b>7,05%</b>	1.647 <b>6,76%</b>
	06h-22h	1.348 <b>5,19%</b>	1.429 <b>5,50%</b>	1.384 <b>5,33%</b>	1.829 <b>7,04%</b>	1.845 <b>7,10%</b>	1.639 <b>6,31%</b>	1.579 <b>6,08%</b>
	08h-14h	922 <b>4,20%</b>	799 <b>3,64%</b>	851 <b>3,87%</b>	1.265 <b>5,76%</b>	1.195 <b>5,44%</b>	1.129 <b>5,14%</b>	1.027 <b>4,68%</b>



Media Laborales	00h-24h	1.870 <b>7,68%</b>	2.023 <b>8,30%</b>	2.168 <b>8,90%</b>	2.135 <b>8,76%</b>	1.949 <b>8,00%</b>	1.943 <b>7,98%</b>	2.015 <b>8,27%</b>
	06h-22h	1.811 <b>6,97%</b>	1.961 <b>7,55%</b>	2.098 <b>8,08%</b>	2.067 <b>7,95%</b>	1.921 <b>7,39%</b>	1.902 <b>7,32%</b>	1.960 <b>7,54%</b>
	08h-14h	1.159 <b>5,28%</b>	1.231 <b>5,61%</b>	1.302 <b>5,93%</b>	1.321 <b>6,01%</b>	1.169 <b>5,32%</b>	1.189 <b>5,42%</b>	1.228 <b>5,59%</b>



Media Diaria	00h-24h	1.773 <b>7,87%</b>	1.891 <b>7,76%</b>	2.042 <b>7,82%</b>	2.062 <b>8,02%</b>	1.913 <b>8,15%</b>	1.878 <b>8,03%</b>	<b>1.926</b> <b>7,94%</b>
	06h-22h	1.712 <b>7,13%</b>	1.812 <b>6,98%</b>	1.969 <b>7,08%</b>	1.987 <b>7,25%</b>	1.885 <b>7,40%</b>	1.835 <b>7,28%</b>	<b>1.867</b> <b>7,19%</b>
	08h-14h	1.025 <b>4,96%</b>	1.115 <b>5,08%</b>	1.158 <b>4,99%</b>	1.281 <b>5,44%</b>	1.129 <b>5,41%</b>	1.106 <b>5,21%</b>	<b>1.136</b> <b>5,18%</b>



Coeficientes	N							
	L							
Coeficiente	S							

Los datos en color negro corresponden al total de vehículos y los datos en color azul corresponden a vehículos pesados (en %)



Castilla-La Mancha

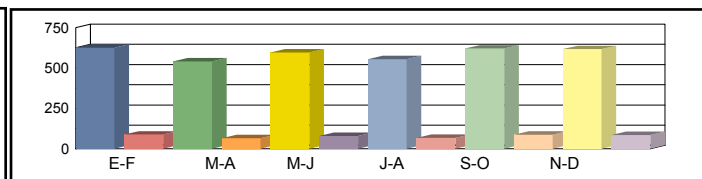
Consejería de Fomento

**Estación:** AB-70  
**Carretera:** CM-3204 p.k. 6,30 **Provincia:** ALBACETE  
**Ubicación:** Enl CM-412 (Riópez) - Int. CM-3205  
**Año:** 2023  
**Tipo:** COBERTURA

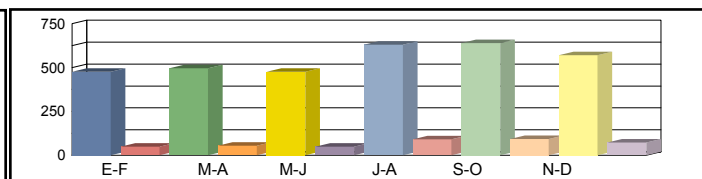
Dirección General de Carreteras

	Ene-Feb	Mar-Abr	May-Jun	Jul-Ago	Sep-Oct	Nov-Dic	IMD
--	---------	---------	---------	---------	---------	---------	-----

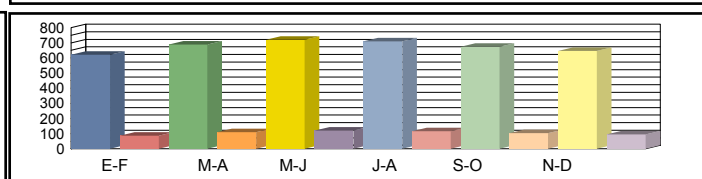
Media Domingos	00h-24h	625 <b>12,42%</b>	541 <b>10,76%</b>	596 <b>11,85%</b>	555 <b>11,03%</b>	621 <b>12,33%</b>	617 <b>12,27%</b>	592 <b>11,78%</b>
	06h-22h	538 <b>6,92%</b>	428 <b>5,51%</b>	500 <b>6,44%</b>	459 <b>5,91%</b>	536 <b>6,89%</b>	530 <b>6,83%</b>	498 <b>6,42%</b>
	08h-14h	96 <b>2,48%</b>	148 <b>3,85%</b>	116 <b>3,00%</b>	164 <b>4,26%</b>	170 <b>4,42%</b>	128 <b>3,32%</b>	137 <b>3,56%</b>



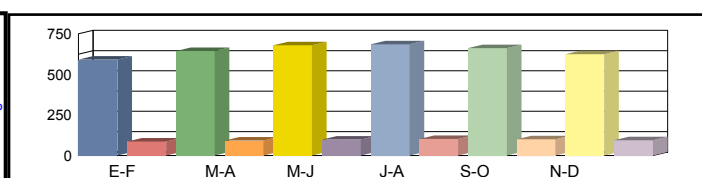
Media Sábados	00h-24h	476 <b>9,46%</b>	496 <b>9,86%</b>	476 <b>9,45%</b>	630 <b>12,51%</b>	639 <b>12,70%</b>	571 <b>11,35%</b>	548 <b>10,89%</b>
	06h-22h	397 <b>5,11%</b>	421 <b>5,42%</b>	408 <b>5,25%</b>	539 <b>6,94%</b>	544 <b>7,00%</b>	483 <b>6,22%</b>	465 <b>5,99%</b>
	08h-14h	161 <b>4,18%</b>	140 <b>3,62%</b>	149 <b>3,86%</b>	221 <b>5,73%</b>	209 <b>5,42%</b>	197 <b>5,12%</b>	180 <b>4,66%</b>



Media Laborales	00h-24h	622 <b>12,36%</b>	689 <b>13,69%</b>	721 <b>14,33%</b>	710 <b>14,11%</b>	673 <b>13,37%</b>	647 <b>12,85%</b>	677 <b>13,45%</b>
	06h-22h	534 <b>6,87%</b>	579 <b>7,45%</b>	619 <b>7,96%</b>	609 <b>7,84%</b>	578 <b>7,44%</b>	561 <b>7,22%</b>	580 <b>7,46%</b>
	08h-14h	202 <b>5,25%</b>	217 <b>5,64%</b>	227 <b>5,91%</b>	231 <b>5,99%</b>	215 <b>5,58%</b>	208 <b>5,39%</b>	217 <b>5,63%</b>



Media Diaria	00h-24h	590 <b>12,68%</b>	644 <b>12,50%</b>	679 <b>12,60%</b>	686 <b>12,92%</b>	661 <b>13,13%</b>	625 <b>12,93%</b>	<b>648</b> <b>12,79%</b>
	06h-22h	505 <b>7,03%</b>	535 <b>6,88%</b>	581 <b>6,98%</b>	585 <b>7,15%</b>	567 <b>7,30%</b>	541 <b>7,18%</b>	<b>552</b> <b>7,09%</b>
	08h-14h	179 <b>4,94%</b>	197 <b>5,06%</b>	202 <b>4,97%</b>	224 <b>5,41%</b>	208 <b>5,39%</b>	194 <b>5,19%</b>	<b>201</b> <b>5,16%</b>



Coeficientes	N							
	L							
Coeficiente	S							

Los datos en color negro corresponden al total de vehículos y los datos en color azul corresponden a vehículos pesados (en %)





Castilla-La Mancha

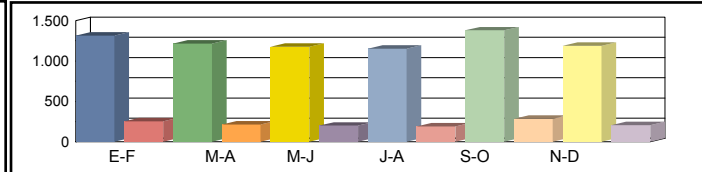
Consejería de Fomento

**Estación:** AB-71  
**Carretera:** CM-412 p.k. 193,00 **Provincia:** ALBACETE  
**Ubicación:** Cortijos del Cura - Riópar  
**Año:** 2023  
**Tipo:** COBERTURA

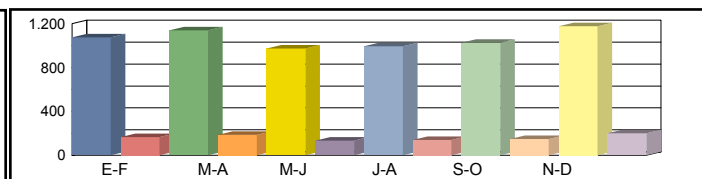
Dirección General de Carreteras

Ene-Feb	Mar-Abr	May-Jun	Jul-Ago	Sep-Oct	Nov-Dic	IMD
---------	---------	---------	---------	---------	---------	-----

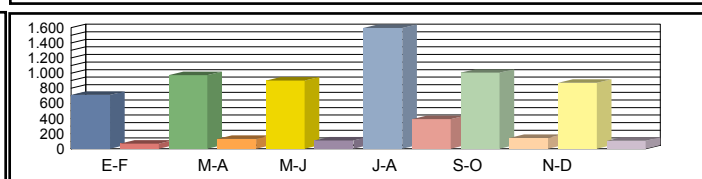
Media Domingos	00h-24h	1.314 16,26%	1.217 15,06%	1.178 14,58%	1.152 14,26%	1.380 17,08%	1.189 14,71%	1.238 15,32%
	06h-22h	1.225 13,46%	1.129 12,40%	1.126 12,37%	1.050 11,54%	1.219 13,39%	1.092 12,00%	1.140 12,53%
	08h-14h	441 13,20%	420 12,57%	441 13,20%	406 12,16%	425 12,71%	388 11,60%	420 12,57%



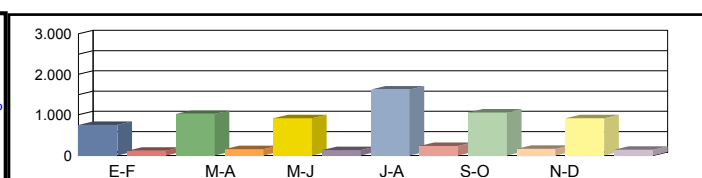
Media Sábados	00h-24h	1.075 13,31%	1.138 14,09%	974 12,05%	995 12,32%	1.025 12,69%	1.176 14,56%	1.064 13,17%
	06h-22h	1.002 11,01%	1.036 11,38%	913 10,03%	906 9,96%	937 10,30%	1.079 11,86%	979 10,76%
	08h-14h	437 13,06%	437 13,09%	386 11,56%	371 11,11%	426 12,76%	467 13,96%	421 12,59%



Media Laborales	00h-24h	712 8,81%	975 12,07%	900 11,13%	1.595 19,74%	1.005 12,44%	874 10,82%	1.010 12,50%
	06h-22h	651 7,15%	904 9,93%	799 8,78%	1.454 15,98%	920 10,11%	811 8,91%	923 10,14%
	08h-14h	244 7,29%	354 10,59%	308 9,23%	595 17,80%	361 10,80%	317 9,49%	363 10,87%



Media Diaria	00h-24h	750 13,11%	1.023 13,05%	918 12,69%	1.626 12,68%	1.061 13,14%	918 13,06%	1.049 12,95%
	06h-22h	690 10,72%	950 10,62%	824 10,42%	1.480 10,29%	965 10,60%	853 10,63%	960 10,55%
	08h-14h	259 11,47%	373 11,38%	321 11,25%	608 11,04%	379 11,35%	334 11,37%	379 11,31%



Coeficientes	N							
	L							
Coeficiente	S							

Los datos en color negro corresponden al total de vehículos y los datos en color azul corresponden a vehículos pesados (en %)



Castilla-La Mancha

Consejería de Fomento

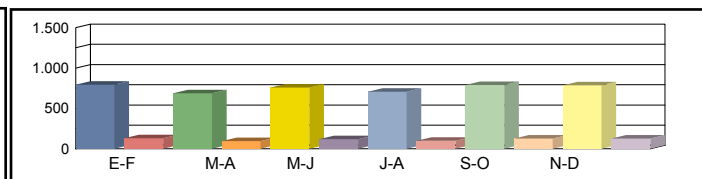
Estación: AB-72  
 Carretera: CM-3217 p.k. 3,50 Provincia: ALBACETE  
 Ubicación: Elche de la Sierra - Vicorto  
 Año: 2023  
 Tipo: COBERTURA

Dirección General de Carreteras

Ene-Feb	Mar-Abr	May-Jun	Jul-Ago	Sep-Oct	Nov-Dic	IMD
---------	---------	---------	---------	---------	---------	-----

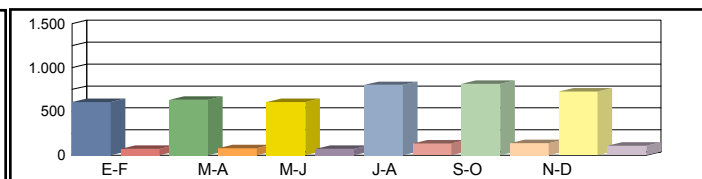
Media 00h-24h  
 Domingos 06h-22h  
 08h-14h

795 14,22%	689 12,31%	759 13,56%	706 12,62%	789 14,11%	785 14,04%	754 13,48%
708 8,43%	564 6,72%	659 7,85%	605 7,21%	705 8,40%	698 8,32%	656 7,82%
156 3,29%	242 5,12%	189 3,98%	268 5,65%	278 5,86%	209 4,41%	224 4,72%



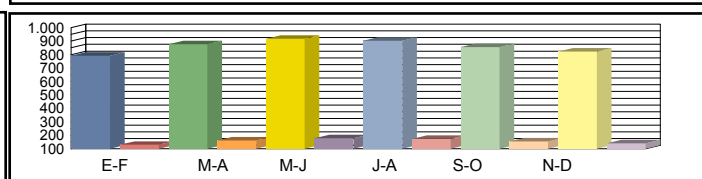
Media 00h-24h  
 Sábados 06h-22h  
 08h-14h

606 10,83%	631 11,29%	605 10,82%	801 14,32%	813 14,54%	726 12,99%	697 12,46%
523 6,23%	555 6,61%	537 6,40%	710 8,46%	716 8,53%	636 7,58%	613 7,30%
263 5,55%	228 4,81%	243 5,12%	361 7,61%	341 7,19%	322 6,79%	293 6,18%



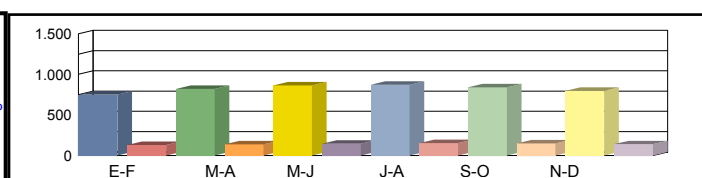
Media 00h-24h  
 Laborales 06h-22h  
 08h-14h

791 14,15%	876 15,66%	917 16,40%	903 16,15%	856 15,30%	822 14,70%	861 15,40%
703 8,38%	762 9,08%	814 9,70%	802 9,56%	761 9,07%	738 8,79%	763 9,10%
330 6,97%	355 7,48%	371 7,84%	377 7,95%	351 7,41%	339 7,16%	354 7,47%



Media 00h-24h  
 Diaria 06h-22h  
 08h-14h

750 14,51%	819 14,30%	864 14,41%	872 14,78%	840 15,02%	795 14,79%	<b>823 14,64%</b>
665 8,57%	704 8,38%	764 8,51%	771 8,71%	747 8,90%	712 8,75%	<b>727 8,64%</b>
292 6,55%	322 6,71%	330 6,59%	366 7,19%	339 7,16%	315 6,89%	<b>327 6,85%</b>



Coeficientes N  
 L  
 Coeficiente S


Los datos en color negro corresponden al total de vehículos y los datos en color azul corresponden a vehículos pesados (en %)



Castilla-La Mancha

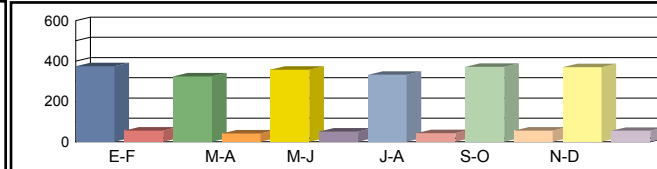
Consejería de Fomento

**Estación:** AB-72a  
**Carretera:** CM-3217 p.k. 13,00 **Provincia:** ALBACETE  
**Ubicación:** Vicorto - Férez  
**Año:** 2023  
**Tipo:** COBERTURA

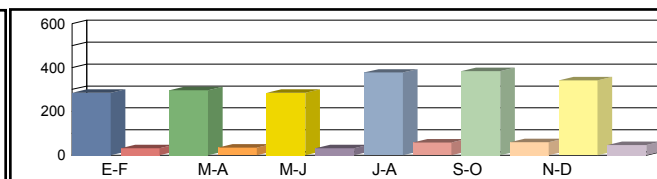
Dirección General de Carreteras

	Ene-Feb	Mar-Abr	May-Jun	Jul-Ago	Sep-Oct	Nov-Dic	IMD
--	---------	---------	---------	---------	---------	---------	-----

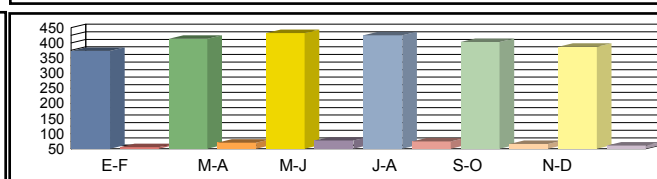
Media Domingos	00h-24h	374 13,14%	324 11,38%	357 12,53%	332 11,67%	372 13,04%	370 12,98%	355 12,46%
	06h-22h	317 12,00%	253 9,56%	295 11,17%	271 10,26%	316 11,96%	313 11,84%	294 11,13%
	08h-14h	68 2,63%	105 4,09%	82 3,18%	116 4,52%	120 4,69%	90 3,53%	97 3,77%



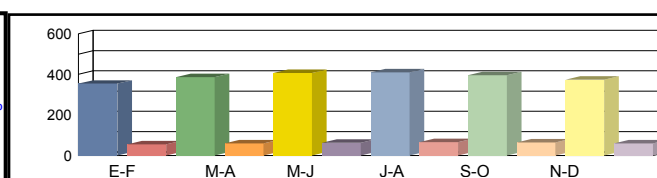
Media Sábados	00h-24h	285 10,01%	297 10,43%	285 10,00%	377 13,23%	383 13,43%	342 12,00%	328 11,52%
	06h-22h	234 8,87%	249 9,40%	241 9,11%	318 12,03%	321 12,14%	285 10,78%	275 10,39%
	08h-14h	114 4,44%	99 3,85%	105 4,09%	156 6,08%	148 5,75%	139 5,43%	127 4,94%



Media Laborales	00h-24h	373 13,08%	413 14,48%	432 15,16%	425 14,93%	403 14,14%	387 13,59%	406 14,23%
	06h-22h	315 11,92%	342 12,93%	365 13,81%	359 13,60%	341 12,90%	331 12,52%	342 12,94%
	08h-14h	143 5,57%	154 5,98%	161 6,26%	163 6,35%	152 5,92%	147 5,72%	153 5,97%



Media Diaria	00h-24h	354 13,41%	386 13,22%	407 13,32%	410 13,66%	396 13,89%	374 13,67%	388 13,53%
	06h-22h	298 12,20%	316 11,93%	343 12,11%	345 12,40%	335 12,66%	319 12,45%	326 12,29%
	08h-14h	127 5,24%	139 5,36%	143 5,27%	158 5,74%	147 5,72%	137 5,51%	142 5,47%



Coeficientes	N						
	L						
Coeficiente	S						

Los datos en color negro corresponden al total de vehículos y los datos en color azul corresponden a vehículos pesados (en %)



Castilla-La Mancha

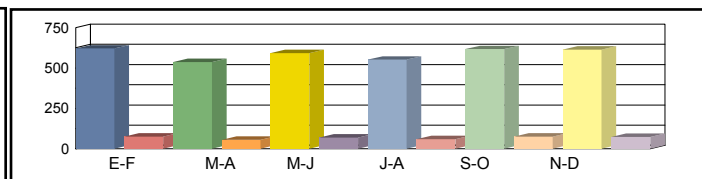
Consejería de Fomento

**Estación:** AB-73  
**Carretera:** CM-3225 p.k. 5,00 **Provincia:** ALBACETE  
**Ubicación:** Int CM-3217( Socovos) - Letur  
**Año:** 2023  
**Tipo:** COBERTURA

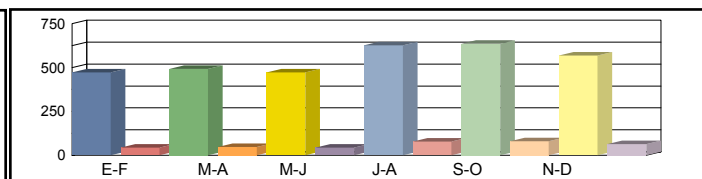
Dirección General de Carreteras

	Ene-Feb	Mar-Abr	May-Jun	Jul-Ago	Sep-Oct	Nov-Dic	IMD
--	---------	---------	---------	---------	---------	---------	-----

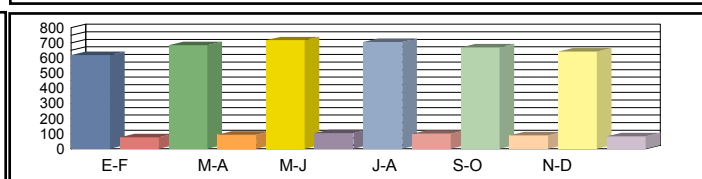
Media Domingos	00h-24h	621 <b>10,97%</b>	538 <b>9,50%</b>	593 <b>10,46%</b>	552 <b>9,74%</b>	617 <b>10,89%</b>	614 <b>10,83%</b>	589 <b>10,40%</b>
	06h-22h	571 <b>8,63%</b>	455 <b>6,88%</b>	531 <b>8,03%</b>	488 <b>7,38%</b>	569 <b>8,60%</b>	564 <b>8,52%</b>	530 <b>8,01%</b>
	08h-14h	173 <b>2,05%</b>	269 <b>3,19%</b>	210 <b>2,48%</b>	298 <b>3,52%</b>	309 <b>3,65%</b>	232 <b>2,75%</b>	248 <b>2,94%</b>



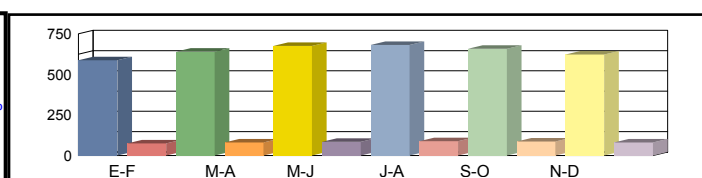
Media Sábados	00h-24h	473 <b>8,36%</b>	493 <b>8,71%</b>	473 <b>8,35%</b>	626 <b>11,05%</b>	635 <b>11,22%</b>	568 <b>10,02%</b>	545 <b>9,62%</b>
	06h-22h	422 <b>6,38%</b>	448 <b>6,77%</b>	433 <b>6,55%</b>	573 <b>8,66%</b>	578 <b>8,74%</b>	513 <b>7,76%</b>	494 <b>7,47%</b>
	08h-14h	292 <b>3,46%</b>	253 <b>3,00%</b>	270 <b>3,19%</b>	401 <b>4,74%</b>	379 <b>4,48%</b>	358 <b>4,23%</b>	326 <b>3,85%</b>



Media Laborales	00h-24h	619 <b>10,92%</b>	685 <b>12,09%</b>	717 <b>12,66%</b>	706 <b>12,46%</b>	669 <b>11,81%</b>	643 <b>11,34%</b>	673 <b>11,88%</b>
	06h-22h	567 <b>8,57%</b>	615 <b>9,30%</b>	657 <b>9,93%</b>	647 <b>9,78%</b>	614 <b>9,28%</b>	596 <b>9,00%</b>	616 <b>9,31%</b>
	08h-14h	367 <b>4,34%</b>	394 <b>4,66%</b>	413 <b>4,88%</b>	418 <b>4,95%</b>	390 <b>4,62%</b>	377 <b>4,46%</b>	393 <b>4,65%</b>



Media Diaria	00h-24h	587 <b>11,20%</b>	640 <b>11,04%</b>	675 <b>11,12%</b>	682 <b>11,40%</b>	657 <b>11,59%</b>	622 <b>11,41%</b>	<b>644</b> <b>11,29%</b>
	06h-22h	536 <b>8,78%</b>	568 <b>8,58%</b>	617 <b>8,71%</b>	622 <b>8,92%</b>	602 <b>9,11%</b>	575 <b>8,96%</b>	<b>587</b> <b>8,84%</b>
	08h-14h	325 <b>4,08%</b>	357 <b>4,18%</b>	367 <b>4,11%</b>	405 <b>4,48%</b>	377 <b>4,46%</b>	351 <b>4,29%</b>	<b>364</b> <b>4,27%</b>



Coeficientes	N							
	L							
Coeficiente	S							

Los datos en color negro corresponden al total de vehículos y los datos en color azul corresponden a vehículos pesados (en %)



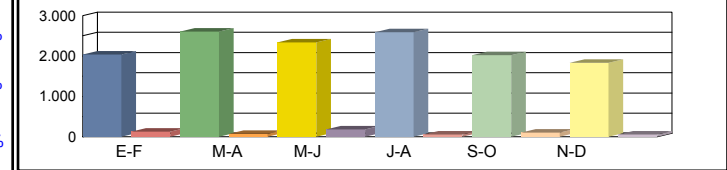
Castilla-La Mancha

Consejería de Fomento

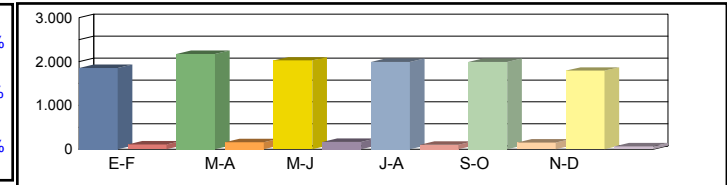
**Estación:** AB-74  
**Carretera:** CM-3203 p.k. 19,49 **Provincia:** ALBACETE  
**Ubicación:** El Salobral - Peñas de San Pedro  
**Año:** 2023  
**Tipo:** PRIMARIA

Dirección General de Carreteras

	Ene-Feb	Mar-Abr	May-Jun	Jul-Ago	Sep-Oct	Nov-Dic	IMD
--	---------	---------	---------	---------	---------	---------	-----



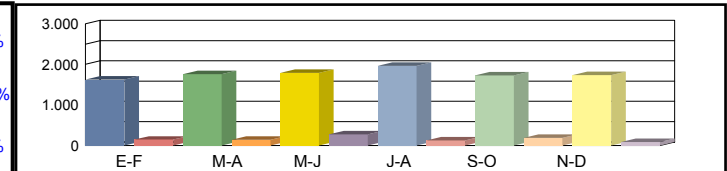
Media Domingos	00h-24h	2.038 <b>5,89%</b>	2.609 <b>2,80%</b>	2.341 <b>7,43%</b>	2.590 <b>2,24%</b>	2.023 <b>4,94%</b>	1.830 <b>3,28%</b>	2.238 <b>4,43%</b>
	06h-22h	1.884 <b>3,93%</b>	2.514 <b>2,11%</b>	2.228 <b>7,09%</b>	2.142 <b>2,10%</b>	1.903 <b>4,68%</b>	1.761 <b>2,44%</b>	2.072 <b>3,72%</b>
	08h-14h	889 <b>2,14%</b>	648 <b>1,70%</b>	950 <b>10,42%</b>	709 <b>2,54%</b>	741 <b>5,53%</b>	734 <b>2,86%</b>	778 <b>4,20%</b>



Media Sábados	00h-24h	1.852 <b>5,51%</b>	2.173 <b>6,76%</b>	2.023 <b>7,51%</b>	1.991 <b>4,92%</b>	1.991 <b>7,08%</b>	1.791 <b>3,46%</b>	1.970 <b>5,88%</b>
	06h-22h	1.713 <b>3,97%</b>	2.045 <b>6,26%</b>	1.885 <b>7,06%</b>	1.802 <b>4,33%</b>	1.876 <b>6,50%</b>	1.748 <b>3,09%</b>	1.845 <b>5,20%</b>
	08h-14h	925 <b>5,08%</b>	1.005 <b>6,67%</b>	994 <b>7,24%</b>	860 <b>4,19%</b>	817 <b>10,40%</b>	758 <b>2,90%</b>	893 <b>6,08%</b>



Media Laborales	00h-24h	1.492 <b>9,25%</b>	1.506 <b>9,03%</b>	1.628 <b>16,52%</b>	1.835 <b>7,25%</b>	1.616 <b>11,32%</b>	1.704 <b>5,05%</b>	1.630 <b>9,74%</b>
	06h-22h	1.406 <b>7,82%</b>	1.408 <b>8,10%</b>	1.529 <b>16,35%</b>	1.671 <b>6,58%</b>	1.530 <b>11,18%</b>	1.641 <b>4,45%</b>	1.531 <b>9,08%</b>
	08h-14h	589 <b>8,15%</b>	618 <b>9,22%</b>	646 <b>20,28%</b>	647 <b>5,56%</b>	669 <b>11,81%</b>	627 <b>5,90%</b>	633 <b>10,15%</b>



Media Diaria	00h-24h	1.622 <b>8,08%</b>	1.759 <b>7,33%</b>	1.787 <b>13,37%</b>	1.966 <b>6,00%</b>	1.727 <b>9,55%</b>	1.735 <b>4,55%</b>	<b>1.766</b> <b>8,15%</b>
	06h-22h	1.518 <b>6,52%</b>	1.657 <b>6,46%</b>	1.679 <b>13,10%</b>	1.757 <b>5,46%</b>	1.633 <b>9,31%</b>	1.673 <b>3,95%</b>	<b>1.653</b> <b>7,47%</b>
	08h-14h	680 <b>6,47%</b>	678 <b>7,67%</b>	739 <b>15,97%</b>	687 <b>4,95%</b>	700 <b>10,57%</b>	660 <b>4,85%</b>	<b>691</b> <b>8,41%</b>

Coeficientes	N	1,06117	1,06960	1,06475	1,09814	1,05621	1,03839	
	L	1,09249	1,08234	1,00123	0,88828	1,00866	0,95657	
Coeficiente	S							1,08309

Los datos en color negro corresponden al total de vehículos y los datos en color azul corresponden a vehículos pesados (en %)



Castilla-La Mancha

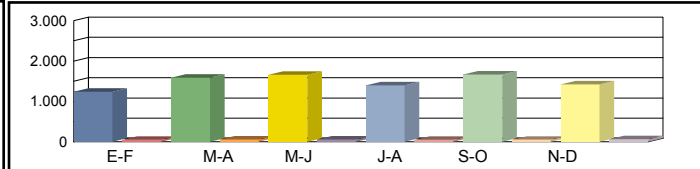
Consejería de Fomento

**Estación:** AB-75  
**Carretera:** CM-3203 p.k. 36,30 **Provincia:** ALBACETE  
**Ubicación:** Peñas de San Pedro - Alcadozo  
**Año:** 2023  
**Tipo:** PRIMARIA

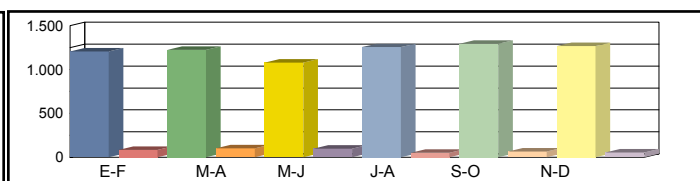
Dirección General de Carreteras

	Ene-Feb	Mar-Abr	May-Jun	Jul-Ago	Sep-Oct	Nov-Dic	IMD
--	---------	---------	---------	---------	---------	---------	-----

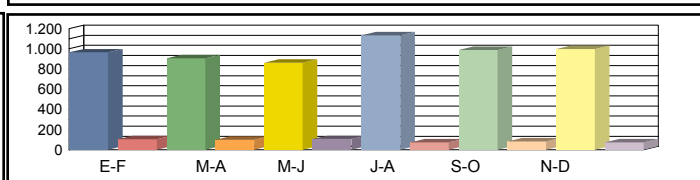
Media Domingos	00h-24h	1.244 <b>3,86%</b>	1.591 <b>3,52%</b>	1.663 <b>3,37%</b>	1.396 <b>3,30%</b>	1.669 <b>3,18%</b>	1.425 <b>4,49%</b>	1.498 <b>3,62%</b>
	06h-22h	1.156 <b>2,60%</b>	1.529 <b>2,62%</b>	1.577 <b>2,28%</b>	1.222 <b>2,95%</b>	1.593 <b>2,07%</b>	1.347 <b>3,64%</b>	1.404 <b>2,69%</b>
	08h-14h	427 <b>3,04%</b>	408 <b>4,90%</b>	442 <b>3,85%</b>	500 <b>3,60%</b>	473 <b>2,54%</b>	598 <b>4,18%</b>	475 <b>3,69%</b>



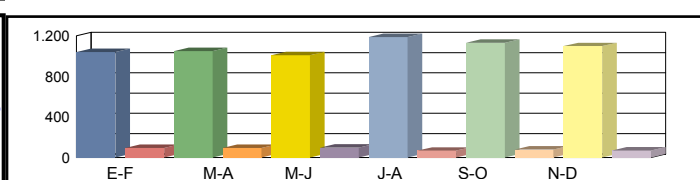
Media Sábados	00h-24h	1.206 <b>6,55%</b>	1.223 <b>7,77%</b>	1.080 <b>8,33%</b>	1.255 <b>3,90%</b>	1.294 <b>4,79%</b>	1.268 <b>4,10%</b>	1.221 <b>5,91%</b>
	06h-22h	1.100 <b>4,09%</b>	1.157 <b>6,05%</b>	1.006 <b>6,06%</b>	1.171 <b>2,56%</b>	1.238 <b>4,36%</b>	1.199 <b>3,67%</b>	1.145 <b>4,47%</b>
	08h-14h	595 <b>2,86%</b>	558 <b>5,73%</b>	525 <b>5,52%</b>	576 <b>1,22%</b>	370 <b>4,32%</b>	497 <b>4,23%</b>	520 <b>3,98%</b>



Media Laborales	00h-24h	965 <b>9,84%</b>	906 <b>9,82%</b>	864 <b>11,00%</b>	1.133 <b>6,18%</b>	989 <b>7,79%</b>	999 <b>6,81%</b>	976 <b>8,57%</b>
	06h-22h	879 <b>8,08%</b>	839 <b>8,70%</b>	800 <b>9,50%</b>	1.058 <b>5,39%</b>	915 <b>6,34%</b>	920 <b>5,00%</b>	902 <b>7,17%</b>
	08h-14h	341 <b>7,62%</b>	380 <b>8,95%</b>	345 <b>9,28%</b>	414 <b>5,31%</b>	388 <b>4,90%</b>	435 <b>5,52%</b>	384 <b>6,93%</b>



Media Diaria	00h-24h	1.039 <b>8,28%</b>	1.049 <b>8,10%</b>	1.008 <b>8,73%</b>	1.187 <b>5,31%</b>	1.131 <b>6,37%</b>	1.098 <b>5,92%</b>	<b>1.085</b> <b>7,12%</b>
	06h-22h	950 <b>6,42%</b>	983 <b>6,92%</b>	940 <b>7,23%</b>	1.097 <b>4,56%</b>	1.058 <b>5,10%</b>	1.021 <b>4,51%</b>	<b>1.008</b> <b>5,79%</b>
	08h-14h	390 <b>5,90%</b>	410 <b>7,80%</b>	384 <b>7,55%</b>	449 <b>4,23%</b>	398 <b>4,52%</b>	467 <b>5,14%</b>	<b>416</b> <b>5,86%</b>



Coeficientes	N	1,09784	1,07986	1,08000	1,07089	1,08087	1,08587	
	L	1,01140	1,07726	1,12963	0,86143	0,98686	0,97698	
Coeficiente	S							1,11227

Los datos en color negro corresponden al total de vehículos y los datos en color azul corresponden a vehículos pesados (en %)



**Castilla-La Mancha**

Consejería de Fomento

**Estación:** AB-76  
**Carretera:** CM-313 p.k. 120,00 **Provincia:** ALBACETE  
**Ubicación:** Pozohondo - Nava de Abajo  
**Año:** 2023  
**Tipo:** COBERTURA

**Dirección General de Carreteras**

Ene-Feb	Mar-Abr	May-Jun	Jul-Ago	Sep-Oct	Nov-Dic	IMD
---------	---------	---------	---------	---------	---------	-----

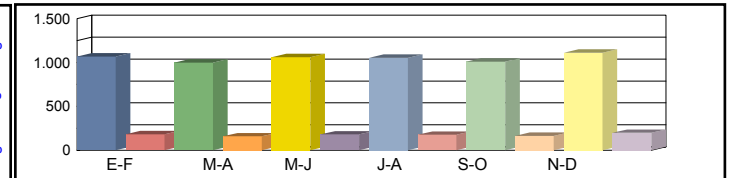
Media 00h-24h  
 Domingos 06h-22h  
 08h-14h

982 13,40%	1.047 14,28%	916 12,50%	963 13,14%	924 12,61%	935 12,76%	961 13,12%
932 12,55%	1.020 13,74%	918 12,37%	930 12,53%	864 11,64%	879 11,85%	924 12,45%
397 8,62%	430 9,33%	381 8,26%	406 8,81%	369 8,02%	366 7,95%	392 8,50%



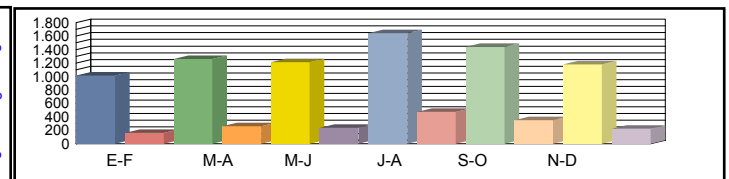
Media 00h-24h  
 Sábados 06h-22h  
 08h-14h

1.069 14,58%	1.000 13,65%	1.061 14,48%	1.052 14,35%	1.011 13,79%	1.110 15,14%	1.050 14,33%
992 13,37%	938 12,64%	977 13,16%	986 13,28%	939 12,65%	1.036 13,95%	978 13,17%
544 11,80%	545 11,84%	552 11,97%	546 11,84%	502 10,89%	551 11,96%	540 11,72%



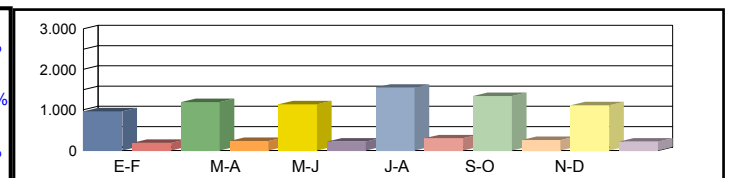
Media 00h-24h  
 Laborales 06h-22h  
 08h-14h

1.015 13,85%	1.261 17,21%	1.212 16,54%	1.645 22,45%	1.441 19,67%	1.179 16,09%	1.292 17,63%
1.000 13,47%	1.197 16,12%	1.087 14,65%	1.505 20,27%	1.409 18,98%	1.160 15,62%	1.226 16,52%
485 10,52%	572 12,41%	538 11,68%	720 15,61%	638 13,84%	568 12,32%	587 12,73%



Media 00h-24h  
 Diaria 06h-22h  
 08h-14h

961 16,29%	1.193 16,28%	1.137 16,15%	1.550 16,22%	1.345 16,06%	1.115 16,28%	<b>1.217 16,21%</b>
944 15,22%	1.135 15,29%	1.022 15,16%	1.419 15,21%	1.310 14,99%	1.094 15,20%	<b>1.154 15,18%</b>
460 11,78%	548 11,89%	510 11,76%	685 11,82%	595 11,57%	536 11,71%	<b>556 11,75%</b>



Coeficientes N  
 L  
 Coeficiente S


Los datos en color negro corresponden al total de vehículos y los datos en color azul corresponden a vehículos pesados (en %)



Castilla-La Mancha

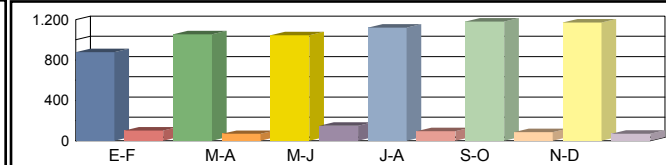
Consejería de Fomento

**Estación:** AB-77  
**Carretera:** CM-3212 p.k. 3,30 **Provincia:** ALBACETE  
**Ubicación:** Enlace A-301 - Límite Provincia con Murcia  
**Año:** 2023  
**Tipo:** PRIMARIA

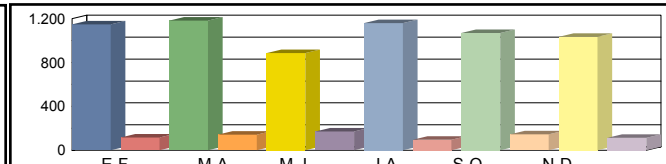
Dirección General de Carreteras

	Ene-Feb	Mar-Abr	May-Jun	Jul-Ago	Sep-Oct	Nov-Dic	IMD
--	---------	---------	---------	---------	---------	---------	-----

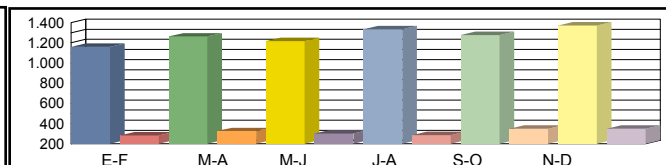
Media Domingos	00h-24h	877 10,49%	1.055 6,16%	1.046 12,43%	1.122 7,93%	1.181 6,77%	1.173 5,63%	1.076 8,24%
	06h-22h	759 8,04%	906 4,64%	865 11,56%	985 6,19%	1.045 5,65%	1.066 4,13%	938 6,70%
	08h-14h	142 13,38%	306 5,56%	291 14,78%	319 6,27%	327 9,17%	231 3,46%	269 8,77%



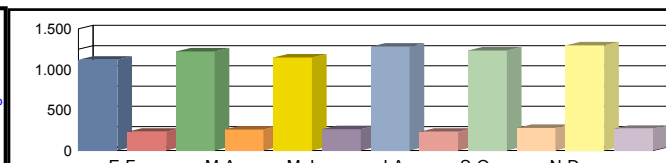
Media Sábados	00h-24h	1.147 9,24%	1.182 10,74%	887 16,23%	1.159 7,68%	1.069 11,88%	1.035 9,86%	1.080 10,94%
	06h-22h	1.053 7,50%	1.077 8,17%	776 16,49%	1.032 6,20%	958 9,50%	902 7,87%	966 9,29%
	08h-14h	570 5,61%	473 5,29%	267 17,23%	590 6,61%	456 9,43%	394 9,14%	458 8,88%



Media Laborales	00h-24h	1.161 19,64%	1.263 20,51%	1.216 19,90%	1.334 17,69%	1.278 21,52%	1.373 20,25%	1.271 19,92%
	06h-22h	1.074 18,34%	1.142 20,23%	1.071 19,89%	1.194 17,76%	1.155 21,39%	1.243 20,60%	1.146 19,70%
	08h-14h	466 18,45%	467 22,06%	413 19,13%	503 19,48%	495 23,23%	513 26,12%	476 21,41%



Media Diaria	00h-24h	1.118 17,08%	1.222 17,35%	1.145 18,52%	1.279 15,17%	1.234 18,31%	1.296 17,13%	1.216 17,26%
	06h-22h	1.026 15,69%	1.098 16,67%	1.000 18,50%	1.141 14,81%	1.111 17,82%	1.168 17,04%	1.091 16,75%
	08h-14h	435 15,86%	444 17,79%	375 18,40%	489 16,16%	466 19,96%	456 22,37%	444 18,42%



Coeficientes	N	1,08101	1,10595	1,13539	1,11725	1,10649	1,10459	
	L	1,09475	1,00633	1,04523	0,95277	0,99452	0,92571	
Coeficiente	S							0,95661

Los datos en color negro corresponden al total de vehículos y los datos en color azul corresponden a vehículos pesados (en %)





Castilla-La Mancha

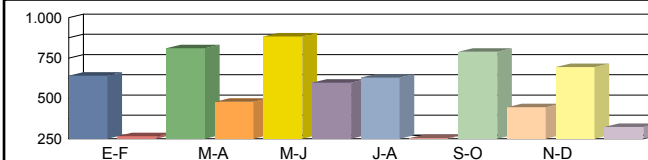
Consejería de Fomento

**Estación:** AB-78  
**Carretera:** CM-3250 p.k. 3,00 **Provincia:** ALBACETE  
**Ubicación:** Cancarix - Límite Provincia con Murcia  
**Año:** 2023  
**Tipo:** COBERTURA

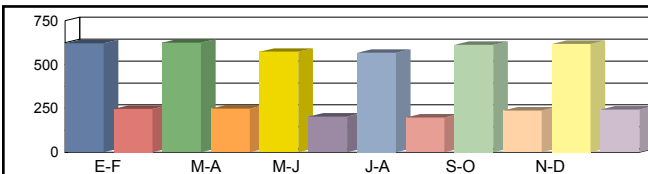
Dirección General de Carreteras

	Ene-Feb	Mar-Abr	May-Jun	Jul-Ago	Sep-Oct	Nov-Dic	IMD
--	---------	---------	---------	---------	---------	---------	-----

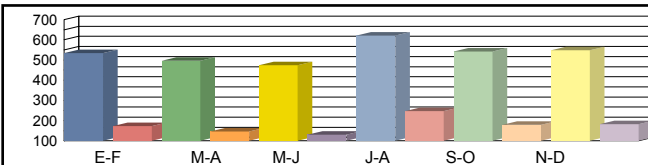
Media Domingos	00h-24h	641 29,32%	811 37,14%	883 40,40%	629 28,80%	789 36,13%	694 31,78%	741 33,93%
	06h-22h	514 31,43%	656 40,18%	708 43,33%	470 28,77%	635 38,89%	557 34,08%	590 36,11%
	08h-14h	182 31,66%	165 28,77%	191 33,28%	185 32,20%	197 34,36%	213 37,03%	189 32,88%



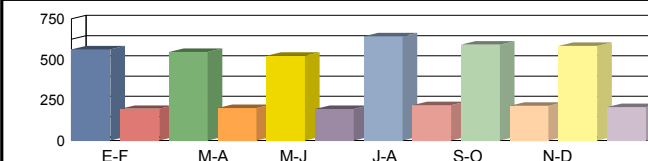
Media Sábados	00h-24h	621 28,42%	624 28,55%	573 26,23%	566 25,89%	612 28,01%	618 28,28%	602 27,56%
	06h-22h	489 29,91%	497 30,40%	452 27,64%	450 27,57%	494 30,22%	496 30,33%	480 29,35%
	08h-14h	253 44,11%	226 39,35%	227 39,53%	213 37,09%	154 26,88%	177 30,77%	208 36,29%



Media Laborales	00h-24h	535 24,49%	497 22,73%	474 21,68%	621 28,42%	542 24,81%	548 25,06%	536 24,53%
	06h-22h	422 25,83%	393 24,03%	374 22,91%	495 30,30%	428 26,20%	430 26,34%	424 25,93%
	08h-14h	166 28,92%	164 28,61%	149 25,98%	179 31,17%	168 29,22%	188 32,76%	169 29,44%



Media Diaria	00h-24h	562 25,74%	545 26,87%	523 27,01%	642 25,30%	590 26,65%	583 26,07%	574 26,27%
	06h-22h	445 27,21%	434 28,53%	414 28,59%	508 26,50%	469 28,32%	460 27,65%	455 27,80%
	08h-14h	181 31,48%	172 30,39%	160 31,06%	189 30,55%	171 29,40%	197 30,34%	178 30,54%



Coeficientes	N						
	L						
Coeficiente	S						

Los datos en color negro corresponden al total de vehículos y los datos en color azul corresponden a vehículos pesados (en %)



Castilla-La Mancha

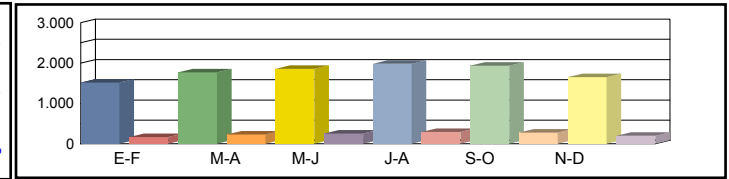
Consejería de Fomento

**Estación:** AB-79  
**Carretera:** CM-412 p.k. 304,00 **Provincia:** ALBACETE  
**Ubicación:** Ontur - Fuente Álamo  
**Año:** 2023  
**Tipo:** COBERTURA

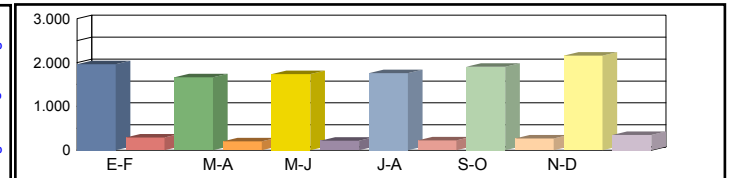
Dirección General de Carreteras

Ene-Feb	Mar-Abr	May-Jun	Jul-Ago	Sep-Oct	Nov-Dic	IMD
---------	---------	---------	---------	---------	---------	-----

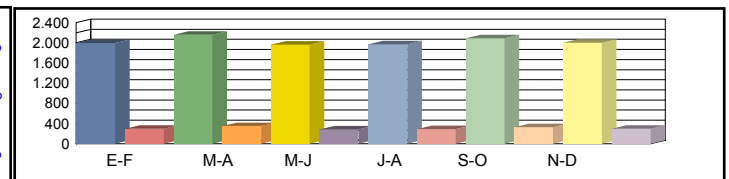
Media	00h-24h	1.521 9,89%	1.767 11,49%	1.854 12,05%	1.980 12,87%	1.937 12,59%	1.655 10,76%	1.786 11,61%
Domingos	06h-22h	1.346 9,43%	1.520 10,65%	1.623 11,37%	1.662 11,65%	1.724 12,08%	1.457 10,21%	1.555 10,90%
	08h-14h	331 11,68%	382 13,49%	458 16,15%	661 23,33%	503 17,74%	263 9,29%	433 15,28%



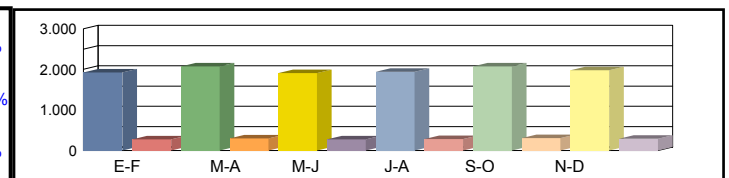
Media	00h-24h	1.964 12,77%	1.662 10,81%	1.735 11,28%	1.758 11,43%	1.902 12,37%	2.155 14,01%	1.863 12,11%
Sábados	06h-22h	1.713 12,01%	1.488 10,43%	1.545 10,83%	1.551 10,86%	1.714 12,01%	1.934 13,55%	1.658 11,61%
	08h-14h	573 20,21%	573 20,20%	574 20,23%	648 22,84%	737 26,00%	730 25,76%	639 22,54%



Media	00h-24h	1.996 12,98%	2.159 14,04%	1.965 12,77%	1.972 12,82%	2.093 13,60%	2.004 13,03%	2.032 13,21%
Laborales	06h-22h	1.792 12,56%	1.958 13,72%	1.736 12,16%	1.756 12,30%	1.874 13,13%	1.817 12,73%	1.822 12,77%
	08h-14h	621 21,90%	684 24,12%	582 20,53%	585 20,62%	653 23,02%	667 23,52%	632 22,28%



Media	00h-24h	1.924 12,51%	2.072 12,45%	1.908 12,60%	1.936 12,74%	2.070 12,83%	1.978 12,81%	1.981 12,66%
Diaria	06h-22h	1.717 12,03%	1.868 11,98%	1.679 12,14%	1.704 12,18%	1.852 12,41%	1.789 12,36%	1.768 12,18%
	08h-14h	573 20,20%	639 20,46%	554 20,84%	594 22,24%	653 21,89%	629 20,65%	607 21,05%



Coeficientes	N							
	L							
Coeficiente	S							

Los datos en color negro corresponden al total de vehículos y los datos en color azul corresponden a vehículos pesados (en %)



Castilla-La Mancha

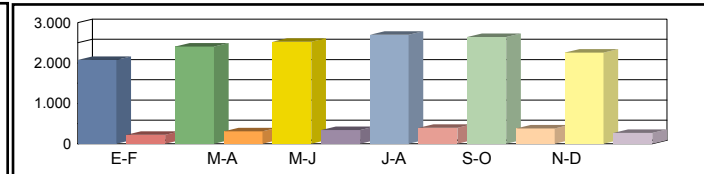
Consejería de Fomento

**Estación:** AB-8  
**Carretera:** CM-412 p.k. 242,00 **Provincia:** ALBACETE  
**Ubicación:** Elche de la Sierra - Cobatillas  
**Año:** 2023  
**Tipo:** COBERTURA

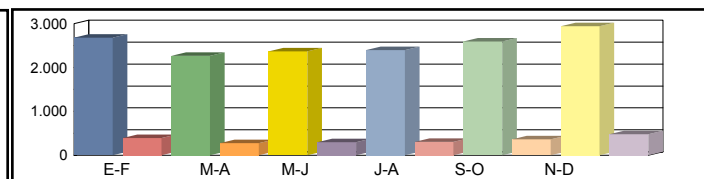
Dirección General de Carreteras

	Ene-Feb	Mar-Abr	May-Jun	Jul-Ago	Sep-Oct	Nov-Dic	IMD
--	---------	---------	---------	---------	---------	---------	-----

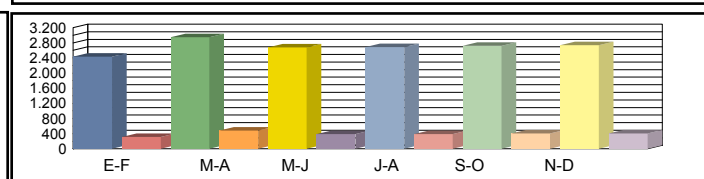
Media Domingos	00h-24h	2.075 9,85%	2.411 11,44%	2.530 12,01%	2.702 12,83%	2.643 12,55%	2.257 10,72%	2.436 11,57%
	06h-22h	1.955 8,48%	2.208 9,58%	2.358 10,23%	2.415 10,48%	2.504 10,87%	2.117 9,18%	2.260 9,80%
	08h-14h	685 5,19%	791 6,00%	947 7,18%	1.368 10,37%	1.040 7,89%	545 4,13%	896 6,79%



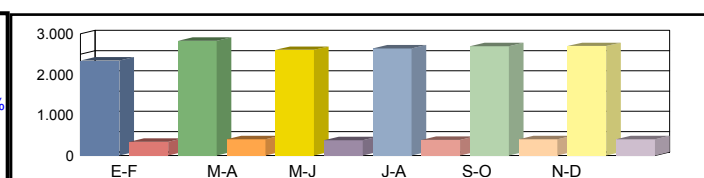
Media Sábados	00h-24h	2.680 12,72%	2.268 10,77%	2.367 11,24%	2.398 11,38%	2.595 12,32%	2.941 13,96%	2.542 12,06%
	06h-22h	2.489 10,80%	2.162 9,38%	2.245 9,74%	2.252 9,77%	2.490 10,80%	2.810 12,19%	2.408 10,45%
	08h-14h	1.185 8,98%	1.184 8,98%	1.186 8,99%	1.339 10,15%	1.524 11,56%	1.510 11,45%	1.321 10,02%



Media Laborales	00h-24h	2.431 11,54%	2.946 13,98%	2.680 12,72%	2.690 12,77%	2.723 12,93%	2.734 12,98%	2.701 12,82%
	06h-22h	2.337 10,14%	2.844 12,34%	2.521 10,94%	2.550 11,07%	2.603 11,29%	2.639 11,45%	2.582 11,21%
	08h-14h	1.154 8,75%	1.414 10,72%	1.204 9,13%	1.209 9,17%	1.284 9,74%	1.379 10,46%	1.274 9,66%



Media Diaria	00h-24h	2.343 12,46%	2.827 12,41%	2.603 12,55%	2.641 12,69%	2.693 12,79%	2.698 12,76%	<b>2.634 12,61%</b>
	06h-22h	2.239 10,82%	2.714 10,78%	2.438 10,92%	2.475 10,96%	2.573 11,16%	2.599 11,12%	<b>2.506 10,96%</b>
	08h-14h	1.064 8,98%	1.321 9,09%	1.146 9,26%	1.228 9,89%	1.284 9,73%	1.300 9,18%	<b>1.224 9,36%</b>



Coeficientes	N							
	L							
Coeficiente	S							

Los datos en color negro corresponden al total de vehículos y los datos en color azul corresponden a vehículos pesados (en %)



Castilla-La Mancha

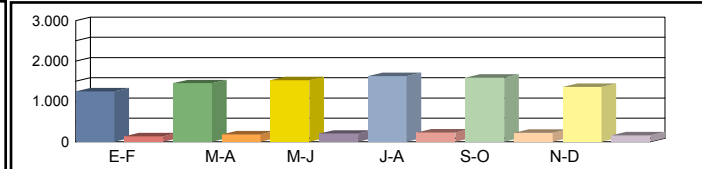
Consejería de Fomento

**Estación:** AB-80  
**Carretera:** CM-3211 p.k. 35,00 **Provincia:** ALBACETE  
**Ubicación:** Las Anorias - Fuente Álamo  
**Año:** 2023  
**Tipo:** COBERTURA

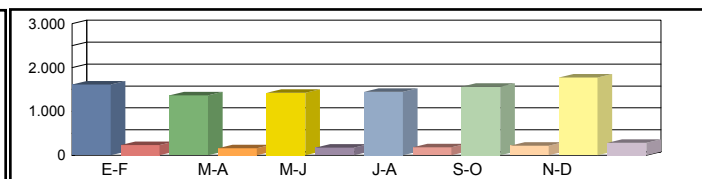
Dirección General de Carreteras

	Ene-Feb	Mar-Abr	May-Jun	Jul-Ago	Sep-Oct	Nov-Dic	IMD
--	---------	---------	---------	---------	---------	---------	-----

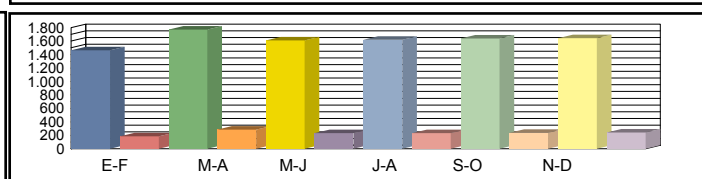
Media Domingos	00h-24h	1.249 <b>9,72%</b>	1.451 <b>11,29%</b>	1.523 <b>11,85%</b>	1.626 <b>12,65%</b>	1.591 <b>12,38%</b>	1.359 <b>10,57%</b>	1.466 <b>11,41%</b>
	06h-22h	1.160 <b>8,17%</b>	1.311 <b>9,23%</b>	1.400 <b>9,85%</b>	1.433 <b>10,09%</b>	1.486 <b>10,46%</b>	1.256 <b>8,84%</b>	1.341 <b>9,44%</b>
	08h-14h	277 <b>6,89%</b>	320 <b>7,95%</b>	383 <b>9,52%</b>	553 <b>13,75%</b>	420 <b>10,46%</b>	220 <b>5,47%</b>	362 <b>9,01%</b>



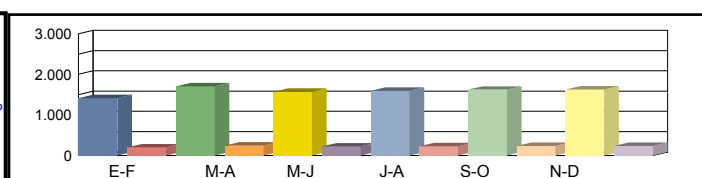
Media Sábados	00h-24h	1.613 <b>12,55%</b>	1.365 <b>10,62%</b>	1.425 <b>11,08%</b>	1.443 <b>11,23%</b>	1.562 <b>12,15%</b>	1.770 <b>13,77%</b>	1.530 <b>11,90%</b>
	06h-22h	1.477 <b>10,40%</b>	1.283 <b>9,03%</b>	1.332 <b>9,38%</b>	1.337 <b>9,41%</b>	1.478 <b>10,40%</b>	1.668 <b>11,74%</b>	1.429 <b>10,06%</b>
	08h-14h	479 <b>11,91%</b>	479 <b>11,91%</b>	479 <b>11,93%</b>	541 <b>13,46%</b>	616 <b>15,33%</b>	610 <b>15,18%</b>	534 <b>13,29%</b>



Media Laborales	00h-24h	1.463 <b>11,38%</b>	1.773 <b>13,79%</b>	1.613 <b>12,55%</b>	1.619 <b>12,60%</b>	1.639 <b>12,75%</b>	1.646 <b>12,80%</b>	1.626 <b>12,65%</b>
	06h-22h	1.387 <b>9,76%</b>	1.688 <b>11,88%</b>	1.496 <b>10,53%</b>	1.514 <b>10,65%</b>	1.545 <b>10,87%</b>	1.566 <b>11,02%</b>	1.533 <b>10,79%</b>
	08h-14h	467 <b>11,60%</b>	571 <b>14,22%</b>	486 <b>12,10%</b>	489 <b>12,16%</b>	519 <b>12,91%</b>	557 <b>13,87%</b>	515 <b>12,81%</b>



Media Diaria	00h-24h	1.410 <b>12,29%</b>	1.702 <b>12,24%</b>	1.566 <b>12,38%</b>	1.590 <b>12,52%</b>	1.621 <b>12,61%</b>	1.625 <b>12,59%</b>	<b>1.586</b> <b>12,44%</b>
	06h-22h	1.329 <b>10,42%</b>	1.611 <b>10,38%</b>	1.446 <b>10,51%</b>	1.469 <b>10,55%</b>	1.527 <b>10,75%</b>	1.542 <b>10,71%</b>	<b>1.487</b> <b>10,55%</b>
	08h-14h	431 <b>11,91%</b>	533 <b>12,06%</b>	462 <b>12,28%</b>	497 <b>13,11%</b>	519 <b>12,90%</b>	525 <b>12,17%</b>	<b>494</b> <b>12,41%</b>



Coeficientes	N							
	L							
Coeficiente	S							

Los datos en color negro corresponden al total de vehículos y los datos en color azul corresponden a vehículos pesados (en %)



Castilla-La Mancha

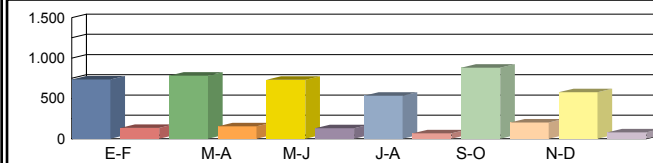
Consejería de Fomento

**Estación:** AB-80a  
**Carretera:** CM-3211 p.k. 41,00 **Provincia:** ALBACETE  
**Ubicación:** Fuente Álamo - Límite Provincia con Murcia  
**Año:** 2023  
**Tipo:** COBERTURA

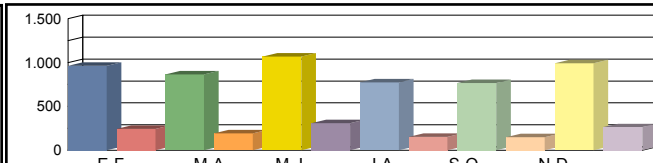
Dirección General de Carreteras

	Ene-Feb	Mar-Abr	May-Jun	Jul-Ago	Sep-Oct	Nov-Dic	IMD
--	---------	---------	---------	---------	---------	---------	-----

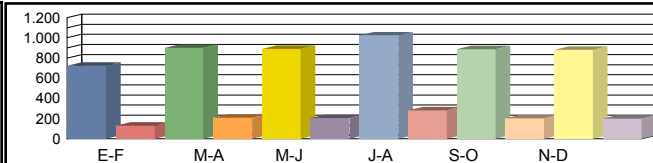
Media Domingos	00h-24h	735 15,52%	783 16,51%	731 15,43%	533 11,24%	881 18,59%	578 12,21%	707 14,92%
	06h-22h	649 14,32%	734 16,19%	652 14,39%	482 10,63%	791 17,45%	481 10,61%	632 13,93%
	08h-14h	175 17,27%	159 15,75%	143 14,17%	66 6,49%	203 20,08%	75 7,43%	137 13,53%



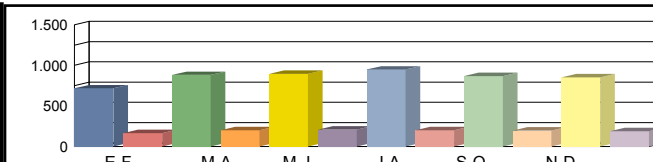
Media Sábados	00h-24h	961 20,27%	866 18,27%	1.067 22,52%	774 16,34%	768 16,21%	993 20,96%	905 19,10%
	06h-22h	842 18,57%	778 17,16%	956 21,10%	682 15,04%	685 15,11%	884 19,50%	804 17,75%
	08h-14h	214 21,11%	223 21,99%	214 21,11%	182 17,93%	182 17,95%	199 19,65%	202 19,96%



Media Laborales	00h-24h	725 15,29%	899 18,97%	891 18,80%	1.025 21,62%	887 18,71%	881 18,59%	885 18,66%
	06h-22h	658 14,53%	768 16,95%	780 17,21%	924 20,40%	788 17,39%	810 17,86%	788 17,39%
	08h-14h	161 15,90%	176 17,41%	172 17,00%	211 20,85%	180 17,78%	198 19,55%	183 18,08%



Media Diaria	00h-24h	716 18,48%	881 18,34%	895 18,79%	948 17,31%	869 18,34%	852 18,11%	<b>860 18,23%</b>
	06h-22h	648 17,12%	759 17,18%	785 17,49%	855 16,09%	774 17,07%	779 16,72%	<b>767 16,94%</b>
	08h-14h	165 18,18%	179 18,09%	172 17,74%	192 16,19%	184 18,13%	185 16,57%	<b>180 17,48%</b>



Coeficientes	N							
	L							
Coeficiente	S							

Los datos en color negro corresponden al total de vehículos y los datos en color azul corresponden a vehículos pesados (en %)



Castilla-La Mancha

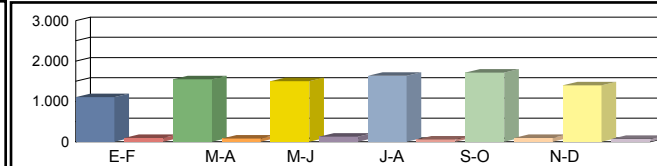
Consejería de Fomento

**Estación:** AB-86  
**Carretera:** CM-412 p.k. 335,00 **Provincia:** ALBACETE  
**Ubicación:** Montealegre del Castillo - Almansa  
**Año:** 2023  
**Tipo:** PRIMARIA

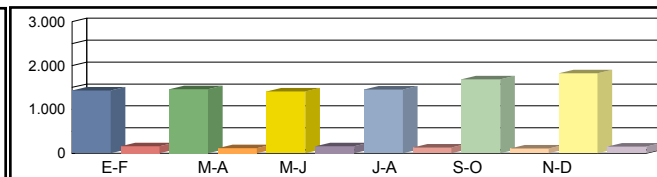
Dirección General de Carreteras

	Ene-Feb	Mar-Abr	May-Jun	Jul-Ago	Sep-Oct	Nov-Dic	IMD
--	---------	---------	---------	---------	---------	---------	-----

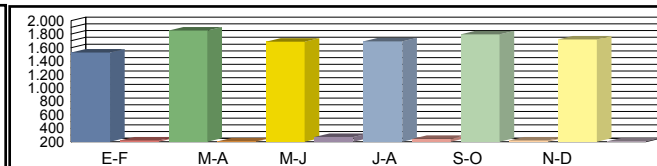
Media Domingos	00h-24h	1.109 <b>8,21%</b>	1.552 <b>5,15%</b>	1.505 <b>7,97%</b>	1.636 <b>3,48%</b>	1.716 <b>5,30%</b>	1.401 <b>4,93%</b>	1.486 <b>5,84%</b>
	06h-22h	1.010 <b>6,34%</b>	1.382 <b>3,98%</b>	1.329 <b>7,52%</b>	1.384 <b>2,67%</b>	1.570 <b>4,84%</b>	1.280 <b>3,52%</b>	1.326 <b>4,81%</b>
	08h-14h	304 <b>9,87%</b>	436 <b>3,90%</b>	455 <b>9,01%</b>	720 <b>2,64%</b>	597 <b>6,70%</b>	296 <b>7,43%</b>	468 <b>6,59%</b>



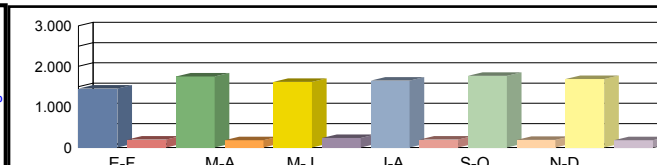
Media Sábados	00h-24h	1.432 <b>10,20%</b>	1.460 <b>7,19%</b>	1.408 <b>10,37%</b>	1.452 <b>8,13%</b>	1.685 <b>5,99%</b>	1.825 <b>7,62%</b>	1.544 <b>8,25%</b>
	06h-22h	1.286 <b>8,24%</b>	1.353 <b>6,36%</b>	1.265 <b>9,64%</b>	1.291 <b>6,82%</b>	1.561 <b>4,55%</b>	1.699 <b>7,24%</b>	1.409 <b>7,14%</b>
	08h-14h	526 <b>6,46%</b>	653 <b>7,96%</b>	570 <b>9,12%</b>	705 <b>5,25%</b>	875 <b>3,31%</b>	821 <b>12,18%</b>	692 <b>7,38%</b>



Media Laborales	00h-24h	1.529 <b>12,56%</b>	1.853 <b>10,04%</b>	1.686 <b>13,88%</b>	1.692 <b>12,53%</b>	1.796 <b>10,91%</b>	1.720 <b>10,81%</b>	1.713 <b>11,79%</b>
	06h-22h	1.424 <b>10,46%</b>	1.733 <b>9,29%</b>	1.536 <b>13,48%</b>	1.554 <b>12,10%</b>	1.659 <b>10,01%</b>	1.608 <b>10,26%</b>	1.586 <b>10,93%</b>
	08h-14h	631 <b>11,57%</b>	773 <b>10,74%</b>	658 <b>16,26%</b>	661 <b>12,71%</b>	738 <b>11,25%</b>	754 <b>10,34%</b>	702 <b>12,14%</b>



Media Diaria	00h-24h	1.455 <b>11,75%</b>	1.753 <b>9,07%</b>	1.620 <b>12,65%</b>	1.649 <b>10,67%</b>	1.768 <b>9,45%</b>	1.690 <b>9,64%</b>	<b>1.656</b> <b>10,54%</b>
	06h-22h	1.345 <b>9,74%</b>	1.629 <b>8,29%</b>	1.467 <b>12,20%</b>	1.492 <b>10,19%</b>	1.632 <b>8,52%</b>	1.574 <b>9,02%</b>	<b>1.523</b> <b>9,66%</b>
	08h-14h	570 <b>10,88%</b>	708 <b>9,75%</b>	617 <b>14,59%</b>	676 <b>10,06%</b>	737 <b>9,36%</b>	698 <b>10,46%</b>	<b>668</b> <b>10,85%</b>



Coeficientes	N	1,07374	1,06924	1,09766	1,08880	1,08258	1,06965	
	L	1,12034	0,92445	1,01601	1,01241	0,95379	0,99593	
Coeficiente	S							0,96698

Los datos en color negro corresponden al total de vehículos y los datos en color azul corresponden a vehículos pesados (en %)



Castilla-La Mancha

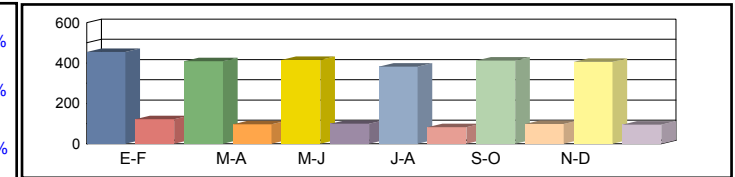
Consejería de Fomento

**Estación:** AB-88  
**Carretera:** CM-3201 p.k. 72,50 **Provincia:** ALBACETE  
**Ubicación:** Alatoz - Alpera  
**Año:** 2023  
**Tipo:** COBERTURA

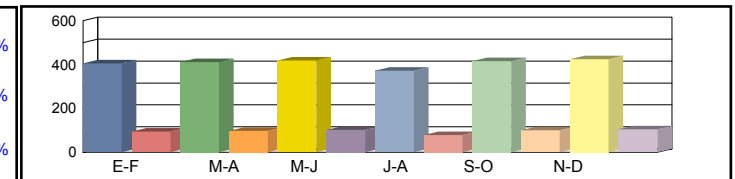
Dirección General de Carreteras

	Ene-Feb	Mar-Abr	May-Jun	Jul-Ago	Sep-Oct	Nov-Dic	IMD
--	---------	---------	---------	---------	---------	---------	-----

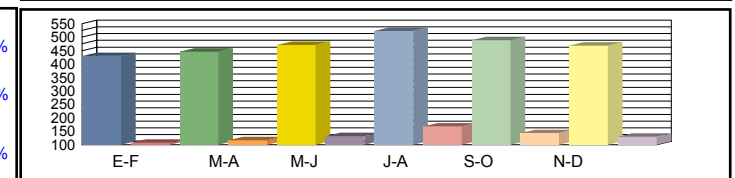
Media Domingos	00h-24h	455 <b>21,20%</b>	409 <b>19,06%</b>	415 <b>19,30%</b>	383 <b>17,83%</b>	413 <b>19,22%</b>	406 <b>18,92%</b>	414 <b>19,26%</b>
	06h-22h	374 <b>18,94%</b>	332 <b>16,81%</b>	329 <b>16,66%</b>	300 <b>15,18%</b>	329 <b>16,64%</b>	331 <b>16,75%</b>	332 <b>16,83%</b>
	08h-14h	140 <b>5,90%</b>	115 <b>4,87%</b>	116 <b>4,90%</b>	105 <b>4,45%</b>	113 <b>4,76%</b>	115 <b>4,84%</b>	117 <b>4,95%</b>



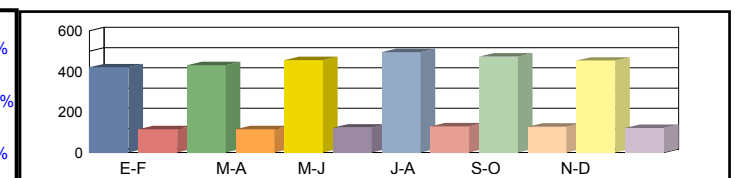
Media Sábados	00h-24h	405 <b>18,84%</b>	411 <b>19,16%</b>	419 <b>19,51%</b>	372 <b>17,33%</b>	416 <b>19,39%</b>	424 <b>19,75%</b>	408 <b>19,00%</b>
	06h-22h	326 <b>16,49%</b>	333 <b>16,85%</b>	337 <b>17,03%</b>	302 <b>15,27%</b>	332 <b>16,80%</b>	344 <b>17,42%</b>	329 <b>16,64%</b>
	08h-14h	139 <b>5,87%</b>	146 <b>6,18%</b>	150 <b>6,34%</b>	130 <b>5,47%</b>	143 <b>6,02%</b>	137 <b>5,79%</b>	141 <b>5,94%</b>



Media Laborales	00h-24h	430 <b>20,01%</b>	446 <b>20,78%</b>	471 <b>21,95%</b>	523 <b>24,37%</b>	488 <b>22,74%</b>	468 <b>21,79%</b>	471 <b>21,94%</b>
	06h-22h	359 <b>18,16%</b>	371 <b>18,78%</b>	385 <b>19,49%</b>	422 <b>21,34%</b>	402 <b>20,36%</b>	385 <b>19,48%</b>	387 <b>19,60%</b>
	08h-14h	135 <b>5,69%</b>	138 <b>5,84%</b>	141 <b>5,96%</b>	160 <b>6,76%</b>	155 <b>6,56%</b>	146 <b>6,16%</b>	146 <b>6,16%</b>



Media Diaria	00h-24h	420 <b>21,29%</b>	430 <b>21,03%</b>	456 <b>21,11%</b>	494 <b>20,59%</b>	472 <b>21,08%</b>	453 <b>21,09%</b>	<b>454</b> <b>21,03%</b>
	06h-22h	350 <b>18,98%</b>	357 <b>18,72%</b>	370 <b>18,73%</b>	396 <b>18,26%</b>	386 <b>18,69%</b>	371 <b>18,80%</b>	<b>372</b> <b>18,70%</b>
	08h-14h	133 <b>6,08%</b>	134 <b>5,98%</b>	137 <b>6,01%</b>	151 <b>5,82%</b>	149 <b>5,94%</b>	140 <b>5,92%</b>	<b>141</b> <b>5,96%</b>



Coeficientes	N							
	L							
Coeficiente	S							

Los datos en color negro corresponden al total de vehículos y los datos en color azul corresponden a vehículos pesados (en %)



Castilla-La Mancha

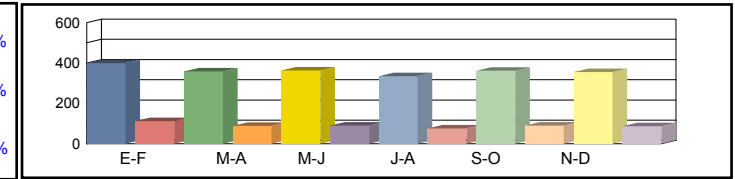
Consejería de Fomento

**Estación:** AB-89  
**Carretera:** CM-3209 p.k. 8,00 **Provincia:** ALBACETE  
**Ubicación:** Pozo Lorente - Bonete  
**Año:** 2023  
**Tipo:** COBERTURA

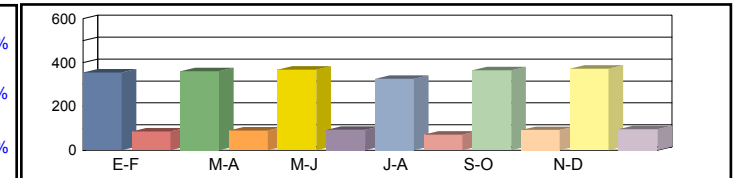
Dirección General de Carreteras

	Ene-Feb	Mar-Abr	May-Jun	Jul-Ago	Sep-Oct	Nov-Dic	IMD
--	---------	---------	---------	---------	---------	---------	-----

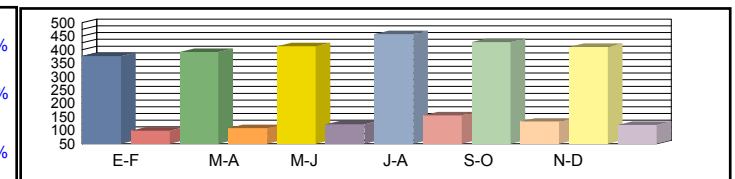
Media Domingos	00h-24h	399 <b>22,06%</b>	359 <b>19,83%</b>	363 <b>20,09%</b>	335 <b>18,55%</b>	362 <b>20,01%</b>	356 <b>19,69%</b>	362 <b>20,04%</b>
	06h-22h	290 <b>16,64%</b>	257 <b>14,76%</b>	255 <b>14,64%</b>	232 <b>13,33%</b>	255 <b>14,62%</b>	256 <b>14,71%</b>	258 <b>14,78%</b>
	08h-14h	115 <b>15,14%</b>	95 <b>12,51%</b>	95 <b>12,59%</b>	87 <b>11,42%</b>	93 <b>12,23%</b>	94 <b>12,42%</b>	96 <b>12,72%</b>



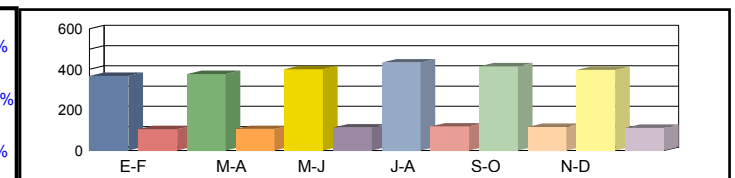
Media Sábados	00h-24h	354 <b>19,61%</b>	360 <b>19,94%</b>	367 <b>20,30%</b>	326 <b>18,04%</b>	365 <b>20,18%</b>	372 <b>20,56%</b>	357 <b>19,77%</b>
	06h-22h	252 <b>14,49%</b>	258 <b>14,80%</b>	261 <b>14,97%</b>	234 <b>13,42%</b>	257 <b>14,76%</b>	266 <b>15,30%</b>	255 <b>14,62%</b>
	08h-14h	114 <b>15,07%</b>	120 <b>15,88%</b>	123 <b>16,28%</b>	106 <b>14,05%</b>	117 <b>15,46%</b>	113 <b>14,86%</b>	116 <b>15,27%</b>



Media Laborales	00h-24h	376 <b>20,83%</b>	391 <b>21,62%</b>	413 <b>22,84%</b>	458 <b>25,36%</b>	428 <b>23,66%</b>	410 <b>22,68%</b>	413 <b>22,83%</b>
	06h-22h	278 <b>15,95%</b>	287 <b>16,50%</b>	298 <b>17,12%</b>	326 <b>18,74%</b>	311 <b>17,88%</b>	298 <b>17,11%</b>	300 <b>17,22%</b>
	08h-14h	111 <b>14,60%</b>	114 <b>15,00%</b>	116 <b>15,31%</b>	132 <b>17,38%</b>	128 <b>16,85%</b>	120 <b>15,83%</b>	120 <b>15,83%</b>



Media Diaria	00h-24h	367 <b>22,16%</b>	377 <b>21,88%</b>	400 <b>21,97%</b>	433 <b>21,43%</b>	414 <b>21,94%</b>	397 <b>21,95%</b>	<b>398</b> <b>21,89%</b>
	06h-22h	271 <b>16,67%</b>	276 <b>16,45%</b>	286 <b>16,45%</b>	306 <b>16,05%</b>	298 <b>16,42%</b>	288 <b>16,51%</b>	<b>288</b> <b>16,43%</b>
	08h-14h	110 <b>15,63%</b>	111 <b>15,36%</b>	113 <b>15,43%</b>	125 <b>14,95%</b>	123 <b>15,27%</b>	115 <b>15,21%</b>	<b>116</b> <b>15,31%</b>



Coeficientes	N							
	L							
Coeficiente	S							

Los datos en color negro corresponden al total de vehículos y los datos en color azul corresponden a vehículos pesados (en %)





Castilla-La Mancha

Consejería de Fomento

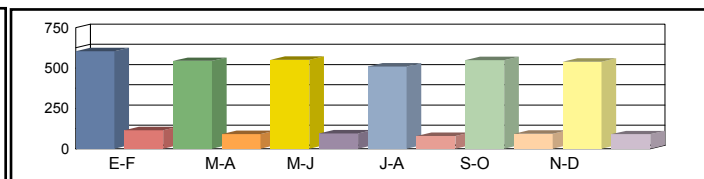
**Estación:** AB-89a  
**Carretera:** CM-3209 p.k. 2,00 **Provincia:** ALBACETE  
**Ubicación:** Int. CM-332 (Casas de Juan Nuñez) - Pozo Lorente  
**Año:** 2023  
**Tipo:** COBERTURA

Dirección General de Carreteras

	Ene-Feb	Mar-Abr	May-Jun	Jul-Ago	Sep-Oct	Nov-Dic	IMD
--	---------	---------	---------	---------	---------	---------	-----

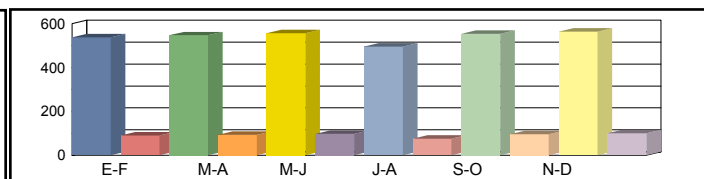
Media 00h-24h  
 Domingos 06h-22h  
 08h-14h

605	16,11%	544	14,48%	551	14,67%	509	13,54%	549	14,61%	540	14,38%	550	14,63%
516	11,53%	458	10,24%	454	10,15%	414	9,24%	454	10,13%	457	10,20%	459	10,25%
268	4,78%	221	3,95%	223	3,97%	202	3,61%	216	3,86%	220	3,92%	225	4,02%



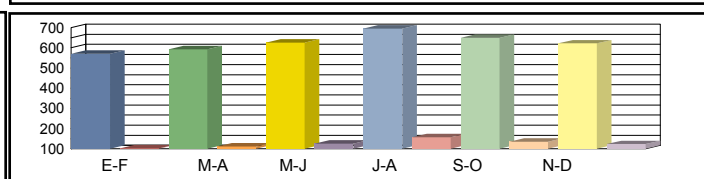
Media 00h-24h  
 Sábados 06h-22h  
 08h-14h

538	14,32%	547	14,55%	557	14,82%	495	13,17%	553	14,73%	564	15,01%	542	14,43%
450	10,05%	459	10,26%	464	10,37%	416	9,30%	458	10,23%	475	10,61%	454	10,14%
267	4,76%	281	5,01%	288	5,14%	248	4,44%	273	4,88%	263	4,69%	270	4,82%



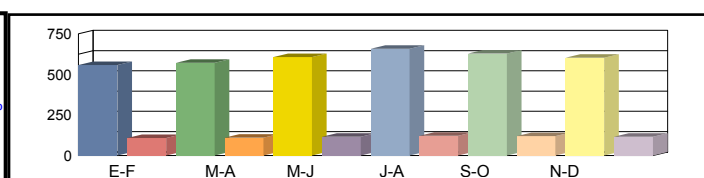
Media 00h-24h  
 Laborales 06h-22h  
 08h-14h

571	15,20%	593	15,78%	626	16,68%	695	18,51%	649	17,28%	622	16,56%	626	16,67%
495	11,06%	512	11,44%	531	11,87%	582	12,99%	555	12,40%	531	11,86%	534	11,94%
258	4,61%	265	4,74%	271	4,84%	307	5,49%	298	5,32%	280	5,00%	280	5,00%



Media 00h-24h  
 Diaria 06h-22h  
 08h-14h

558	16,17%	572	15,98%	606	16,04%	657	15,64%	628	16,02%	602	16,03%	<b>604</b>	15,98%
482	11,56%	492	11,40%	511	11,41%	546	11,12%	533	11,38%	512	11,45%	<b>513</b>	11,39%
255	4,93%	257	4,85%	264	4,87%	290	4,72%	287	4,82%	269	4,80%	<b>270</b>	4,83%



Coeficientes N  
 L  
 Coeficiente S


Los datos en color negro corresponden al total de vehículos y los datos en color azul corresponden a vehículos pesados (en %)



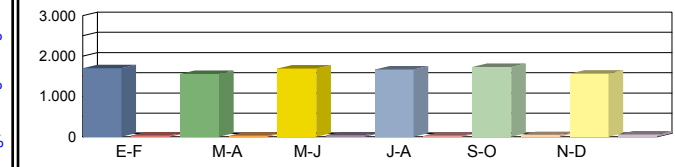
Castilla-La Mancha

Consejería de Fomento

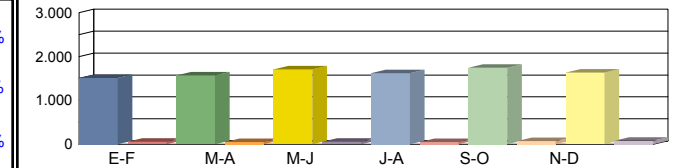
**Estación:** AB-90  
**Carretera:** CM-332 p.k. 14,99 **Provincia:** ALBACETE  
**Ubicación:** La Felipa - Casas de Juan Núñez  
**Año:** 2023  
**Tipo:** PERMANENTE

Dirección General de Carreteras

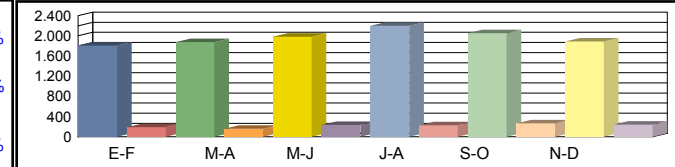
	Ene-Feb	Mar-Abr	May-Jun	Jul-Ago	Sep-Oct	Nov-Dic	IMD
--	---------	---------	---------	---------	---------	---------	-----



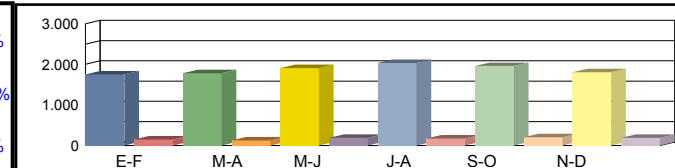
Media 00h-24h	1.702	1.88%	1.560	1.60%	1.689	2.25%	1.666	1.74%	1.728	2.66%	1.567	3.51%	1.652	2.27%
Domingos 06h-22h	1.636	1.83%	1.470	1.50%	1.526	2.10%	1.464	1.71%	1.575	2.67%	1.471	3.47%	1.524	2.21%
08h-14h	658	1.67%	545	1.83%	566	1.94%	557	1.80%	594	3.03%	564	4.26%	581	2.42%



Media 00h-24h	1.513	3.70%	1.568	3.13%	1.707	3.46%	1.620	3.09%	1.743	3.90%	1.636	4.77%	1.631	3.67%
Sábados 06h-22h	1.425	3.72%	1.474	3.19%	1.560	3.59%	1.473	3.19%	1.590	4.03%	1.530	5.03%	1.509	3.79%
08h-14h	655	5.19%	692	4.34%	732	4.64%	685	4.23%	751	5.33%	675	6.96%	698	5.12%



Media 00h-24h	1.806	9.47%	1.875	7.95%	1.981	10.55%	2.199	9.46%	2.052	11.60%	1.890	11.32%	1.967	10.06%
Laborales 06h-22h	1.742	9.64%	1.802	8.05%	1.870	10.70%	2.047	9.82%	1.953	11.78%	1.799	11.62%	1.869	10.27%
08h-14h	701	11.98%	720	9.86%	735	13.20%	834	12.11%	809	14.22%	760	13.68%	760	12.51%



Media 00h-24h	1.750	7.66%	1.784	6.50%	1.907	8.76%	2.037	7.81%	1.959	9.44%	1.805	9.47%	1.874	8.27%
Diaria 06h-22h	1.683	7.78%	1.704	6.57%	1.784	8.91%	1.879	8.14%	1.844	9.65%	1.711	9.70%	1.768	8.46%
08h-14h	688	9.59%	690	8.12%	712	10.81%	772	9.97%	769	11.70%	719	11.68%	725	10.31%

Coeficientes	N	1,03674	1,04051	1,05936	1,07426	1,05069	1,05058
	L	1,08915	1,04907	0,99293	0,89450	0,95858	1,04074
Coeficiente	S	0,95272					

Los datos en color negro corresponden al total de vehículos y los datos en color azul corresponden a vehículos pesados (en %)



Castilla-La Mancha

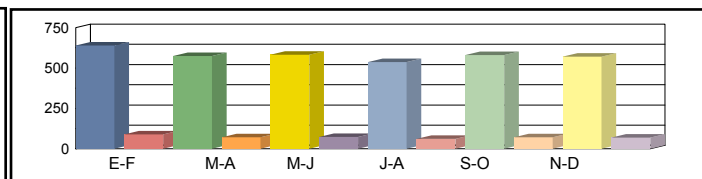
Consejería de Fomento

**Estación:** AB-91  
**Carretera:** CM-332 p.k. 41,00 **Provincia:** ALBACETE  
**Ubicación:** Int. CM-3227 - Alatoz  
**Año:** 2023  
**Tipo:** COBERTURA

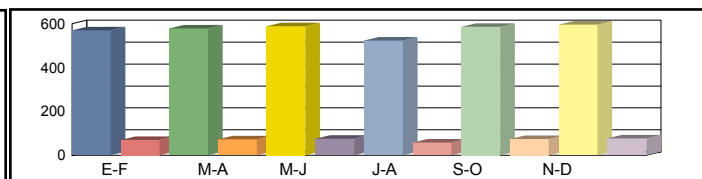
Dirección General de Carreteras

	Ene-Feb	Mar-Abr	May-Jun	Jul-Ago	Sep-Oct	Nov-Dic	IMD
--	---------	---------	---------	---------	---------	---------	-----

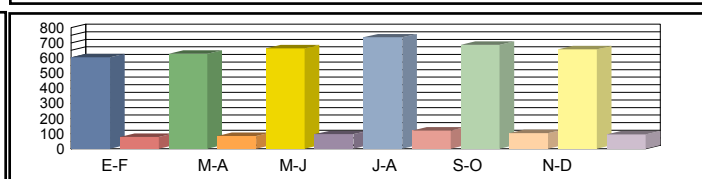
Media Domingos	00h-24h	640 <b>12,27%</b>	575 <b>11,03%</b>	583 <b>11,17%</b>	538 <b>10,32%</b>	580 <b>11,13%</b>	571 <b>10,95%</b>	581 <b>11,14%</b>
	06h-22h	571 <b>9,60%</b>	506 <b>8,52%</b>	502 <b>8,45%</b>	457 <b>7,70%</b>	501 <b>8,44%</b>	505 <b>8,49%</b>	507 <b>8,54%</b>
	08h-14h	278 <b>10,52%</b>	230 <b>8,69%</b>	231 <b>8,74%</b>	210 <b>7,93%</b>	225 <b>8,49%</b>	228 <b>8,63%</b>	234 <b>8,83%</b>



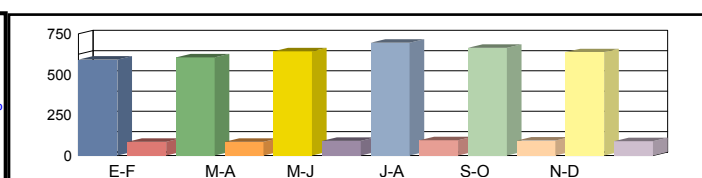
Media Sábados	00h-24h	569 <b>10,91%</b>	578 <b>11,09%</b>	589 <b>11,29%</b>	523 <b>10,03%</b>	585 <b>11,22%</b>	596 <b>11,43%</b>	573 <b>11,00%</b>
	06h-22h	497 <b>8,37%</b>	508 <b>8,55%</b>	513 <b>8,64%</b>	460 <b>7,75%</b>	506 <b>8,52%</b>	525 <b>8,84%</b>	502 <b>8,44%</b>
	08h-14h	277 <b>10,47%</b>	292 <b>11,03%</b>	299 <b>11,31%</b>	258 <b>9,76%</b>	284 <b>10,74%</b>	273 <b>10,32%</b>	280 <b>10,60%</b>



Media Laborales	00h-24h	604 <b>11,58%</b>	627 <b>12,02%</b>	663 <b>12,70%</b>	736 <b>14,10%</b>	686 <b>13,16%</b>	658 <b>12,61%</b>	662 <b>12,70%</b>
	06h-22h	547 <b>9,21%</b>	566 <b>9,53%</b>	587 <b>9,89%</b>	643 <b>10,82%</b>	613 <b>10,32%</b>	587 <b>9,88%</b>	590 <b>9,94%</b>
	08h-14h	268 <b>10,14%</b>	276 <b>10,42%</b>	281 <b>10,63%</b>	319 <b>12,07%</b>	310 <b>11,71%</b>	291 <b>11,00%</b>	291 <b>10,99%</b>



Media Diaria	00h-24h	590 <b>12,32%</b>	605 <b>12,17%</b>	642 <b>12,22%</b>	695 <b>11,92%</b>	664 <b>12,20%</b>	637 <b>12,21%</b>	<b>639</b> <b>12,17%</b>
	06h-22h	533 <b>9,62%</b>	544 <b>9,50%</b>	564 <b>9,50%</b>	603 <b>9,26%</b>	588 <b>9,48%</b>	566 <b>9,53%</b>	<b>566</b> <b>9,48%</b>
	08h-14h	264 <b>10,85%</b>	268 <b>10,67%</b>	274 <b>10,72%</b>	301 <b>10,38%</b>	299 <b>10,60%</b>	279 <b>10,56%</b>	<b>281</b> <b>10,63%</b>



Coeficientes	N						
	L						
Coeficiente	S						

Los datos en color negro corresponden al total de vehículos y los datos en color azul corresponden a vehículos pesados (en %)



Castilla-La Mancha

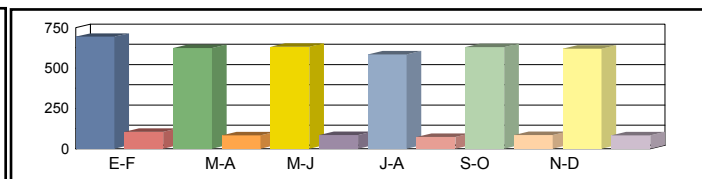
Consejería de Fomento

**Estación:** AB-93  
**Carretera:** CM-3201 p.k. 41,00 **Provincia:** ALBACETE  
**Ubicación:** Casas Ibáñez - Alcalá del Júcar  
**Año:** 2023  
**Tipo:** COBERTURA

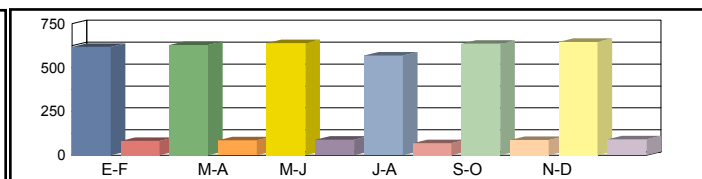
Dirección General de Carreteras

	Ene-Feb	Mar-Abr	May-Jun	Jul-Ago	Sep-Oct	Nov-Dic	IMD
--	---------	---------	---------	---------	---------	---------	-----

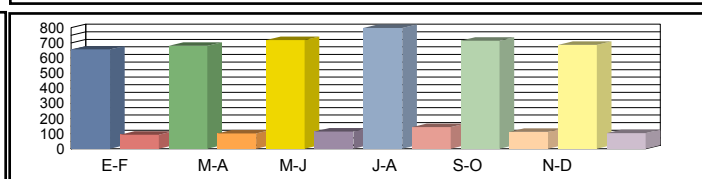
Media Domingos	00h-24h	694 <b>13,21%</b>	624 <b>11,88%</b>	632 <b>12,03%</b>	584 <b>11,11%</b>	630 <b>11,98%</b>	620 <b>11,79%</b>	631 <b>12,00%</b>
	06h-22h	641 <b>11,21%</b>	569 <b>9,95%</b>	564 <b>9,86%</b>	513 <b>8,99%</b>	563 <b>9,85%</b>	567 <b>9,91%</b>	570 <b>9,96%</b>
	08h-14h	262 <b>13,96%</b>	216 <b>11,53%</b>	218 <b>11,61%</b>	198 <b>10,53%</b>	212 <b>11,28%</b>	215 <b>11,45%</b>	220 <b>11,73%</b>



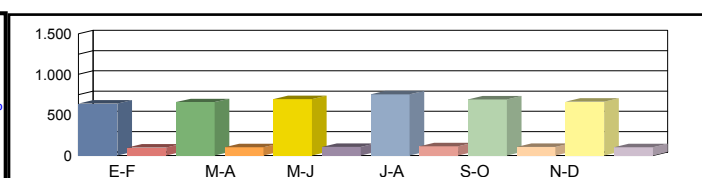
Media Sábados	00h-24h	617 <b>11,75%</b>	628 <b>11,94%</b>	639 <b>12,16%</b>	568 <b>10,80%</b>	635 <b>12,09%</b>	647 <b>12,31%</b>	622 <b>11,84%</b>
	06h-22h	558 <b>9,76%</b>	570 <b>9,98%</b>	576 <b>10,08%</b>	517 <b>9,04%</b>	568 <b>9,94%</b>	589 <b>10,31%</b>	563 <b>9,85%</b>
	08h-14h	261 <b>13,90%</b>	275 <b>14,64%</b>	282 <b>15,01%</b>	243 <b>12,95%</b>	268 <b>14,26%</b>	257 <b>13,71%</b>	264 <b>14,08%</b>



Media Laborales	00h-24h	656 <b>12,47%</b>	681 <b>12,95%</b>	719 <b>13,68%</b>	798 <b>15,19%</b>	714 <b>13,59%</b>	686 <b>13,05%</b>	709 <b>13,49%</b>
	06h-22h	614 <b>10,75%</b>	635 <b>11,12%</b>	659 <b>11,54%</b>	722 <b>12,63%</b>	659 <b>11,53%</b>	634 <b>11,10%</b>	654 <b>11,45%</b>
	08h-14h	253 <b>13,47%</b>	260 <b>13,83%</b>	265 <b>14,12%</b>	301 <b>16,02%</b>	274 <b>14,60%</b>	274 <b>14,60%</b>	271 <b>14,44%</b>



Media Diaria	00h-24h	641 <b>13,27%</b>	657 <b>13,11%</b>	696 <b>13,16%</b>	754 <b>12,83%</b>	691 <b>13,14%</b>	664 <b>13,15%</b>	<b>684</b> <b>13,11%</b>
	06h-22h	598 <b>11,23%</b>	610 <b>11,08%</b>	634 <b>11,09%</b>	677 <b>10,81%</b>	632 <b>11,07%</b>	612 <b>11,13%</b>	<b>627</b> <b>11,07%</b>
	08h-14h	250 <b>14,41%</b>	252 <b>14,17%</b>	258 <b>14,23%</b>	284 <b>13,78%</b>	264 <b>14,08%</b>	263 <b>14,02%</b>	<b>262</b> <b>14,11%</b>



Coeficientes	N							
	L							
Coeficiente	S							

Los datos en color negro corresponden al total de vehículos y los datos en color azul corresponden a vehículos pesados (en %)



Castilla-La Mancha

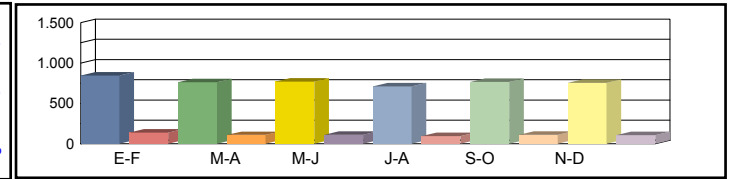
Consejería de Fomento

**Estación:** AB-94  
**Carretera:** CM-3207 p.k. 13,50 **Provincia:** ALBACETE  
**Ubicación:** Alborea - Balsa del Ves  
**Año:** 2023  
**Tipo:** COBERTURA

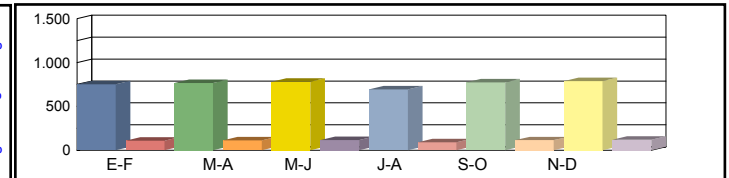
Dirección General de Carreteras

	Ene-Feb	Mar-Abr	May-Jun	Jul-Ago	Sep-Oct	Nov-Dic	IMD
--	---------	---------	---------	---------	---------	---------	-----

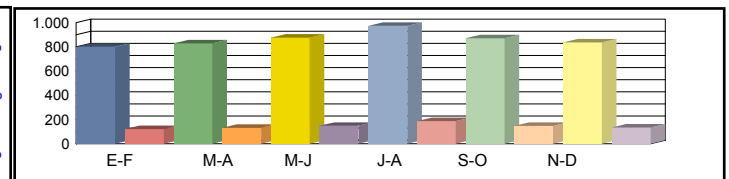
Media	00h-24h	847 14,07%	762 12,65%	771 12,81%	712 11,83%	768 12,76%	756 12,56%	769 12,78%
Domingos	06h-22h	778 13,00%	690 11,54%	684 11,44%	623 10,42%	683 11,42%	688 11,50%	691 11,55%
	08h-14h	435 10,30%	359 8,51%	362 8,56%	328 7,77%	351 8,32%	357 8,45%	365 8,65%



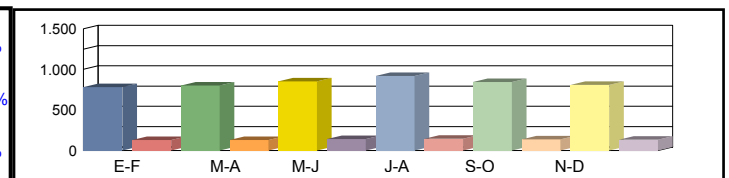
Media	00h-24h	753 12,51%	766 12,71%	780 12,95%	693 11,50%	775 12,87%	789 13,11%	759 12,61%
Sábados	06h-22h	677 11,32%	692 11,57%	700 11,70%	627 10,49%	690 11,53%	715 11,96%	684 11,43%
	08h-14h	433 10,25%	456 10,80%	468 11,07%	404 9,56%	444 10,52%	427 10,11%	439 10,38%



Media	00h-24h	800 13,28%	830 13,79%	877 14,57%	974 16,17%	871 14,47%	837 13,90%	865 14,36%
Laborales	06h-22h	746 12,47%	771 12,90%	800 13,38%	876 14,65%	800 13,38%	770 12,87%	794 13,27%
	08h-14h	420 9,93%	431 10,20%	440 10,41%	499 11,82%	455 10,77%	455 10,77%	450 10,65%



Media	00h-24h	781 14,13%	801 13,96%	850 14,01%	920 13,67%	843 13,99%	810 14,00%	<b>834 13,96%</b>
Diaria	06h-22h	727 13,03%	741 12,85%	769 12,86%	821 12,54%	768 12,83%	743 12,90%	<b>762 12,84%</b>
	08h-14h	415 10,63%	418 10,45%	429 10,50%	471 10,17%	439 10,38%	437 10,34%	<b>435 10,41%</b>



Coeficientes	N							
	L							
Coeficiente	S							

Los datos en color negro corresponden al total de vehículos y los datos en color azul corresponden a vehículos pesados (en %)



Castilla-La Mancha

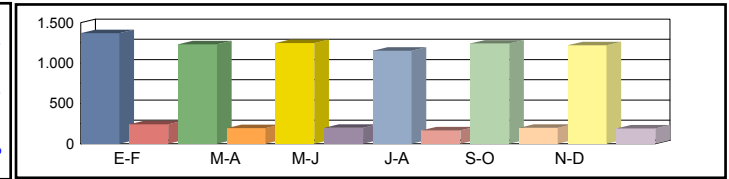
Consejería de Fomento

**Estación:** AB-95  
**Carretera:** CM-3201 p.k. 31,00 **Provincia:** ALBACETE  
**Ubicación:** Villamalea - Casas Ibáñez  
**Año:** 2023  
**Tipo:** COBERTURA

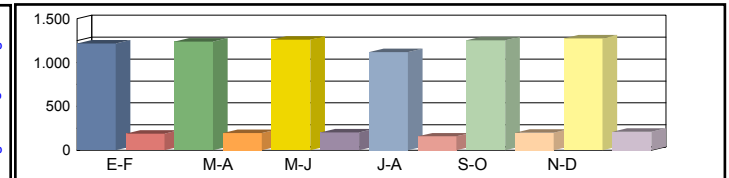
Dirección General de Carreteras

Ene-Feb	Mar-Abr	May-Jun	Jul-Ago	Sep-Oct	Nov-Dic	IMD
---------	---------	---------	---------	---------	---------	-----

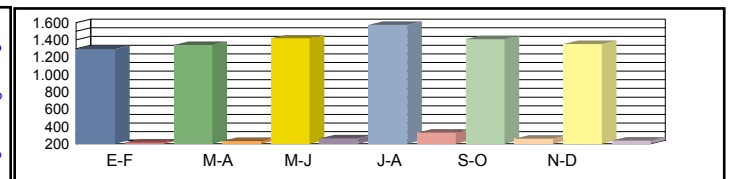
Media Domingos	00h-24h	1.369 <b>15,13%</b>	1.231 <b>13,60%</b>	1.247 <b>13,78%</b>	1.152 <b>12,72%</b>	1.242 <b>13,72%</b>	1.222 <b>13,50%</b>	1.244 <b>13,74%</b>
	06h-22h	1.253 <b>12,22%</b>	1.112 <b>10,84%</b>	1.103 <b>10,75%</b>	1.004 <b>9,79%</b>	1.101 <b>10,73%</b>	1.108 <b>10,80%</b>	1.114 <b>10,86%</b>
	08h-14h	525 <b>10,10%</b>	434 <b>8,34%</b>	436 <b>8,40%</b>	396 <b>7,62%</b>	424 <b>8,16%</b>	431 <b>8,29%</b>	441 <b>8,49%</b>



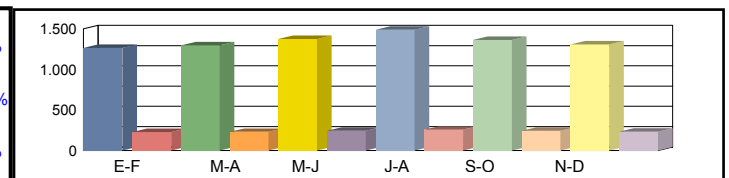
Media Sábados	00h-24h	1.217 <b>13,45%</b>	1.238 <b>13,67%</b>	1.260 <b>13,92%</b>	1.120 <b>12,37%</b>	1.253 <b>13,84%</b>	1.276 <b>14,10%</b>	1.227 <b>13,56%</b>
	06h-22h	1.091 <b>10,64%</b>	1.115 <b>10,87%</b>	1.127 <b>10,99%</b>	1.010 <b>9,85%</b>	1.111 <b>10,84%</b>	1.153 <b>11,24%</b>	1.101 <b>10,74%</b>
	08h-14h	523 <b>10,06%</b>	551 <b>10,60%</b>	564 <b>10,86%</b>	487 <b>9,37%</b>	536 <b>10,32%</b>	515 <b>9,92%</b>	529 <b>10,19%</b>



Media Laborales	00h-24h	1.293 <b>14,28%</b>	1.342 <b>14,83%</b>	1.418 <b>15,66%</b>	1.574 <b>17,39%</b>	1.408 <b>15,55%</b>	1.353 <b>14,95%</b>	1.398 <b>15,44%</b>
	06h-22h	1.201 <b>11,71%</b>	1.243 <b>12,12%</b>	1.290 <b>12,57%</b>	1.412 <b>13,76%</b>	1.289 <b>12,57%</b>	1.241 <b>12,10%</b>	1.279 <b>12,47%</b>
	08h-14h	506 <b>9,74%</b>	520 <b>10,01%</b>	531 <b>10,22%</b>	602 <b>11,59%</b>	549 <b>10,56%</b>	549 <b>10,56%</b>	543 <b>10,45%</b>



Media Diaria	00h-24h	1.263 <b>15,19%</b>	1.295 <b>15,01%</b>	1.374 <b>15,07%</b>	1.487 <b>14,69%</b>	1.362 <b>15,05%</b>	1.309 <b>15,05%</b>	<b>1.348 15,01%</b>
	06h-22h	1.170 <b>12,24%</b>	1.195 <b>12,08%</b>	1.240 <b>12,08%</b>	1.324 <b>11,78%</b>	1.237 <b>12,06%</b>	1.197 <b>12,13%</b>	<b>1.227 12,06%</b>
	08h-14h	499 <b>10,43%</b>	505 <b>10,25%</b>	518 <b>10,30%</b>	568 <b>9,97%</b>	529 <b>10,19%</b>	527 <b>10,15%</b>	<b>524 10,21%</b>



Coeficientes	N							
	L							
Coeficiente	S							

Los datos en color negro corresponden al total de vehículos y los datos en color azul corresponden a vehículos pesados (en %)



Castilla-La Mancha

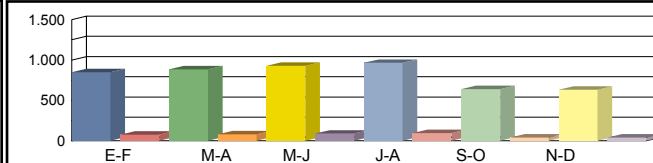
Consejería de Fomento

**Estación:** AB-96  
**Carretera:** CM-316 p.k. 76,50 **Provincia:** ALBACETE  
**Ubicación:** Madrigueras - Mahora  
**Año:** 2023  
**Tipo:** COBERTURA

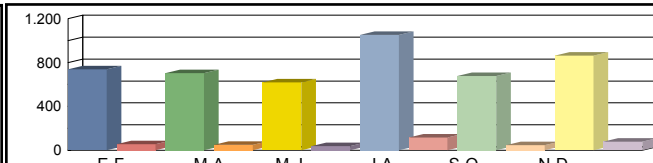
Dirección General de Carreteras

	Ene-Feb	Mar-Abr	May-Jun	Jul-Ago	Sep-Oct	Nov-Dic	IMD
--	---------	---------	---------	---------	---------	---------	-----

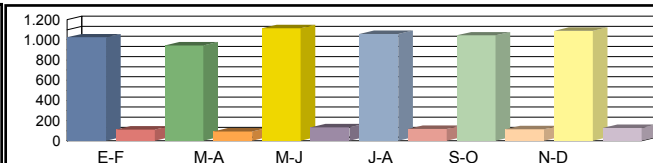
Media Domingos	00h-24h	851 <b>8,12%</b>	885 <b>8,44%</b>	930 <b>8,88%</b>	966 <b>9,22%</b>	641 <b>6,12%</b>	633 <b>6,04%</b>	818 <b>7,80%</b>
	06h-22h	721 <b>7,19%</b>	777 <b>7,75%</b>	834 <b>8,31%</b>	695 <b>6,93%</b>	582 <b>5,81%</b>	549 <b>5,47%</b>	693 <b>6,91%</b>
	08h-14h	267 <b>6,22%</b>	330 <b>7,70%</b>	403 <b>9,40%</b>	278 <b>6,48%</b>	186 <b>4,34%</b>	201 <b>4,69%</b>	278 <b>6,47%</b>



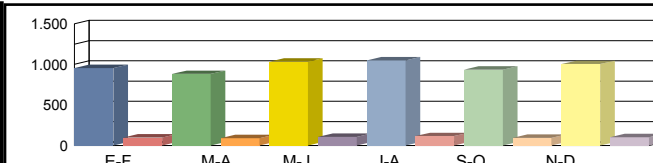
Media Sábados	00h-24h	739 <b>7,05%</b>	702 <b>6,70%</b>	619 <b>5,91%</b>	1.052 <b>10,04%</b>	677 <b>6,46%</b>	862 <b>8,23%</b>	775 <b>7,40%</b>
	06h-22h	635 <b>6,34%</b>	585 <b>5,83%</b>	536 <b>5,35%</b>	912 <b>9,10%</b>	603 <b>6,02%</b>	766 <b>7,63%</b>	673 <b>6,71%</b>
	08h-14h	333 <b>7,76%</b>	228 <b>5,31%</b>	211 <b>4,92%</b>	276 <b>6,43%</b>	262 <b>6,11%</b>	281 <b>6,54%</b>	265 <b>6,18%</b>



Media Laborales	00h-24h	1.025 <b>9,78%</b>	946 <b>9,02%</b>	1.114 <b>10,63%</b>	1.058 <b>10,10%</b>	1.044 <b>9,96%</b>	1.091 <b>10,41%</b>	1.046 <b>9,98%</b>
	06h-22h	922 <b>9,20%</b>	859 <b>8,56%</b>	1.034 <b>10,32%</b>	925 <b>9,23%</b>	950 <b>9,47%</b>	1.014 <b>10,11%</b>	951 <b>9,48%</b>
	08h-14h	387 <b>9,03%</b>	369 <b>8,61%</b>	459 <b>10,70%</b>	399 <b>9,31%</b>	409 <b>9,54%</b>	424 <b>9,88%</b>	408 <b>9,51%</b>



Media Diaria	00h-24h	955 <b>9,28%</b>	881 <b>9,28%</b>	1.032 <b>9,23%</b>	1.048 <b>9,87%</b>	934 <b>8,91%</b>	1.003 <b>9,15%</b>	<b>976</b> <b>9,29%</b>
	06h-22h	847 <b>8,70%</b>	789 <b>8,71%</b>	952 <b>8,72%</b>	884 <b>9,06%</b>	848 <b>8,46%</b>	925 <b>8,64%</b>	<b>874</b> <b>8,71%</b>
	08h-14h	357 <b>8,81%</b>	335 <b>8,67%</b>	426 <b>8,86%</b>	362 <b>8,66%</b>	356 <b>8,30%</b>	374 <b>8,42%</b>	<b>368</b> <b>8,62%</b>



Coeficientes	N						
	L						
Coeficiente	S						

Los datos en color negro corresponden al total de vehículos y los datos en color azul corresponden a vehículos pesados (en %)



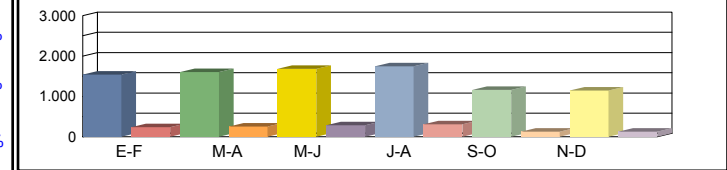
Castilla-La Mancha

Consejería de Fomento

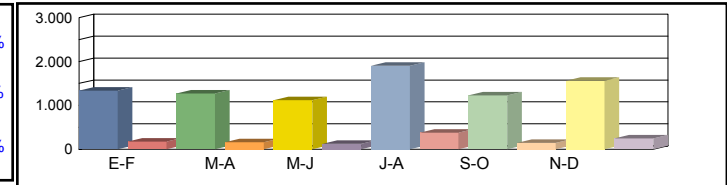
**Estación:** AB-97  
**Carretera:** CM-316 p.k. 65,00 **Provincia:** ALBACETE  
**Ubicación:** Tarazona de La Mancha - Madrigueras  
**Año:** 2023  
**Tipo:** COBERTURA

Dirección General de Carreteras

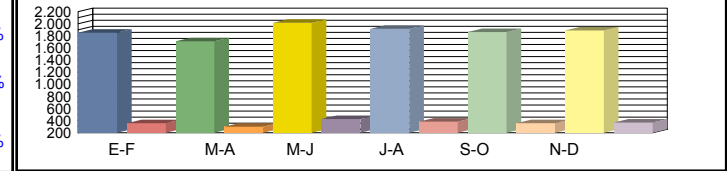
	Ene-Feb	Mar-Abr	May-Jun	Jul-Ago	Sep-Oct	Nov-Dic	IMD
--	---------	---------	---------	---------	---------	---------	-----



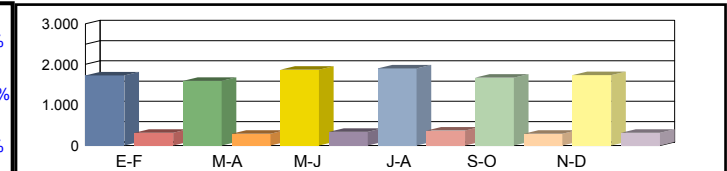
Media	00h-24h	1.541 13,42%	1.601 13,94%	1.684 14,66%	1.749 15,22%	1.161 10,11%	1.147 9,98%	1.480 12,89%
Domingos	06h-22h	1.368 11,93%	1.473 12,84%	1.581 13,78%	1.318 11,49%	1.105 9,63%	1.041 9,07%	1.314 11,46%
	08h-14h	635 11,00%	786 13,61%	959 16,61%	661 11,46%	443 7,67%	478 8,29%	660 11,44%



Media	00h-24h	1.338 11,65%	1.270 11,06%	1.120 9,76%	1.905 16,59%	1.226 10,68%	1.561 13,59%	1.403 12,22%
Sábados	06h-22h	1.205 10,50%	1.109 9,67%	1.017 8,86%	1.730 15,08%	1.145 9,98%	1.452 12,66%	1.276 11,12%
	08h-14h	791 13,71%	542 9,38%	502 8,69%	656 11,37%	623 10,80%	667 11,56%	630 10,92%



Media	00h-24h	1.855 16,15%	1.712 14,91%	2.016 17,55%	1.916 16,68%	1.865 16,24%	1.890 16,46%	1.876 16,33%
Laborales	06h-22h	1.749 15,25%	1.629 14,19%	1.962 17,10%	1.755 15,30%	1.794 15,63%	1.802 15,70%	1.782 15,53%
	08h-14h	922 15,97%	879 15,22%	1.091 18,91%	950 16,46%	990 17,15%	973 16,86%	968 16,76%



Media	00h-24h	1.729 15,33%	1.594 15,33%	1.867 15,24%	1.898 16,30%	1.669 14,72%	1.737 15,12%	1.749 15,34%
Diaria	06h-22h	1.606 14,42%	1.497 14,43%	1.806 14,45%	1.678 15,01%	1.601 14,02%	1.643 14,32%	1.638 14,44%
	08h-14h	852 15,57%	799 15,32%	1.013 15,65%	862 15,30%	862 14,68%	859 14,87%	874 15,23%

Coeficientes	N							
	L							
Coeficiente	S							

Los datos en color negro corresponden al total de vehículos y los datos en color azul corresponden a vehículos pesados (en %)





Castilla-La Mancha

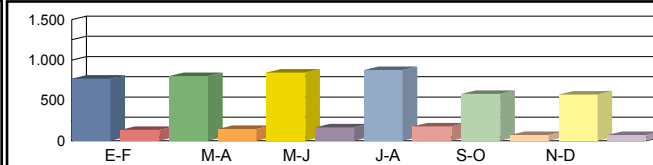
Consejería de Fomento

**Estación:** AB-98  
**Carretera:** CM-3222 p.k. 16,00 **Provincia:** ALBACETE  
**Ubicación:** Madrigueras - Límite Provincia con Cuenca  
**Año:** 2023  
**Tipo:** COBERTURA

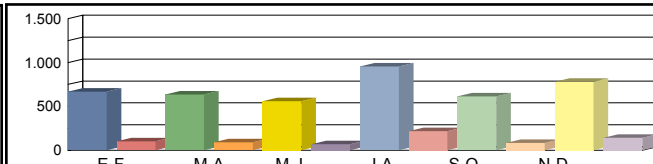
Dirección General de Carreteras

	Ene-Feb	Mar-Abr	May-Jun	Jul-Ago	Sep-Oct	Nov-Dic	IMD
--	---------	---------	---------	---------	---------	---------	-----

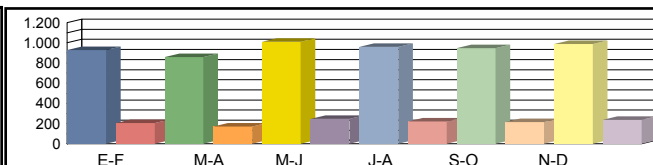
Media Domingos	00h-24h	772 15,07%	802 15,66%	844 16,47%	876 17,10%	582 11,35%	575 11,21%	742 14,48%
	06h-22h	642 11,14%	691 12,00%	741 12,88%	618 10,74%	518 9,00%	488 8,47%	616 10,70%
	08h-14h	266 7,04%	330 8,71%	402 10,63%	277 7,33%	186 4,91%	201 5,30%	277 7,32%



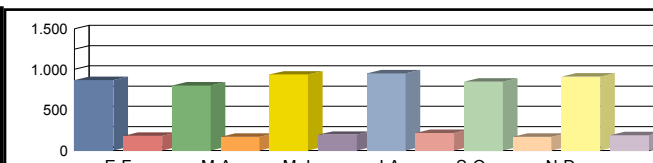
Media Sábados	00h-24h	670 13,08%	637 12,42%	561 10,96%	955 18,63%	615 11,99%	782 15,27%	703 13,72%
	06h-22h	565 9,81%	520 9,04%	477 8,28%	811 14,09%	537 9,32%	681 11,83%	598 10,39%
	08h-14h	332 8,77%	227 6,00%	210 5,56%	275 7,27%	261 6,91%	280 7,40%	264 6,99%



Media Laborales	00h-24h	929 18,14%	858 16,74%	1.010 19,71%	960 18,73%	947 18,48%	990 19,31%	949 18,52%
	06h-22h	820 14,25%	764 13,26%	920 15,98%	823 14,29%	845 14,67%	902 15,66%	846 14,69%
	08h-14h	386 10,22%	369 9,74%	458 12,10%	398 10,53%	408 10,78%	423 11,18%	407 10,76%



Media Diaria	00h-24h	866 17,22%	799 17,21%	936 17,12%	951 18,30%	847 16,53%	910 16,98%	<b>885 17,23%</b>
	06h-22h	753 13,48%	702 13,49%	847 13,50%	787 14,03%	754 13,10%	823 13,38%	<b>778 13,50%</b>
	08h-14h	357 9,96%	335 9,81%	425 10,02%	361 9,79%	355 9,39%	373 9,52%	<b>368 9,75%</b>



Coeficientes	N							
	L							
Coeficiente	S							

Los datos en color negro corresponden al total de vehículos y los datos en color azul corresponden a vehículos pesados (en %)



Castilla-La Mancha

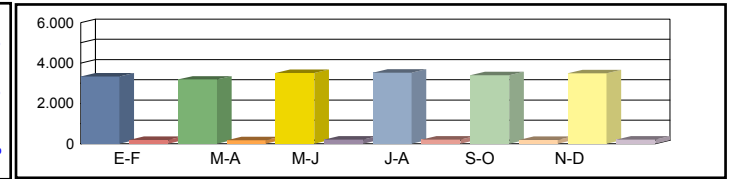
Consejería de Fomento

**Estación:** AB-99  
**Carretera:** CM-220 p.k. 38,50 **Provincia:** ALBACETE  
**Ubicación:** Tarazona de la Mancha - Límite Provincia con Cuenca  
**Año:** 2023  
**Tipo:** COBERTURA

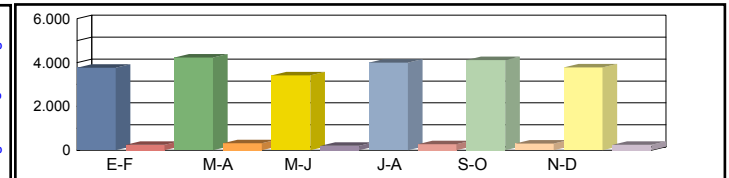
Dirección General de Carreteras

Ene-Feb	Mar-Abr	May-Jun	Jul-Ago	Sep-Oct	Nov-Dic	IMD
---------	---------	---------	---------	---------	---------	-----

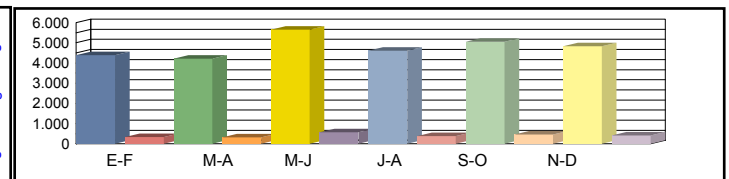
Media	00h-24h	3.334	5,48%	3.185	5,23%	3.504	5,76%	3.527	5,80%	3.393	5,58%	3.493	5,74%	3.406	5,60%
Domingos	06h-22h	2.985	4,46%	2.980	4,45%	3.277	4,89%	3.139	4,69%	3.109	4,64%	3.205	4,79%	3.116	4,65%
	08h-14h	1.220	3,81%	1.495	4,67%	1.288	4,02%	1.893	5,91%	1.396	4,36%	1.082	3,38%	1.396	4,36%



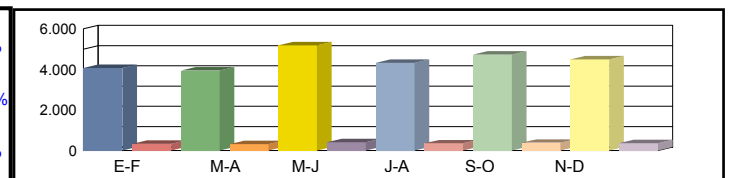
Media	00h-24h	3.764	6,18%	4.230	6,95%	3.421	5,62%	4.001	6,57%	4.115	6,76%	3.782	6,21%	3.886	6,39%
Sábados	06h-22h	3.258	4,87%	3.938	5,88%	3.080	4,60%	3.528	5,27%	3.870	5,78%	3.444	5,14%	3.520	5,26%
	08h-14h	1.418	4,43%	2.223	6,94%	1.326	4,14%	1.639	5,12%	1.684	5,26%	1.476	4,61%	1.628	5,08%



Media	00h-24h	4.398	7,23%	4.224	6,94%	5.648	9,28%	4.616	7,59%	5.051	8,30%	4.834	7,94%	4.795	7,88%
Laborales	06h-22h	4.309	6,43%	4.100	6,12%	5.220	7,80%	4.478	6,69%	4.756	7,10%	4.629	6,91%	4.582	6,84%
	08h-14h	1.913	5,97%	1.982	6,19%	2.419	7,55%	2.041	6,37%	2.224	6,94%	2.155	6,73%	2.122	6,63%



Media	00h-24h	4.064	7,34%	3.943	7,41%	5.190	7,30%	4.324	7,44%	4.729	7,44%	4.492	7,38%	<b>4.457</b>	<b>7,39%</b>
Diaria	06h-22h	3.908	6,27%	3.804	6,41%	4.753	6,29%	4.120	6,36%	4.421	6,43%	4.256	6,36%	<b>4.210</b>	<b>6,35%</b>
	08h-14h	1.701	5,98%	1.904	6,46%	2.147	5,97%	1.936	6,38%	2.043	6,18%	1.905	5,95%	<b>1.939</b>	<b>6,15%</b>



Coeficientes	N														
	L														
Coeficiente	S														

Los datos en color negro corresponden al total de vehículos y los datos en color azul corresponden a vehículos pesados (en %)



Castilla-La Mancha

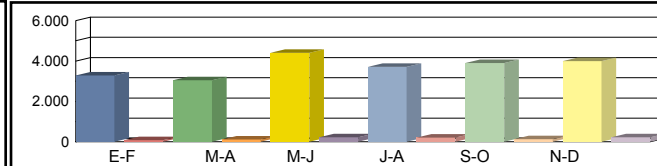
Consejería de Fomento

**Estación:** AB-99b  
**Carretera:** CM-220 p.k. 24,89 **Provincia:** ALBACETE  
**Ubicación:** La Gineta - Tarazona de la Mancha  
**Año:** 2023  
**Tipo:** PRIMARIA

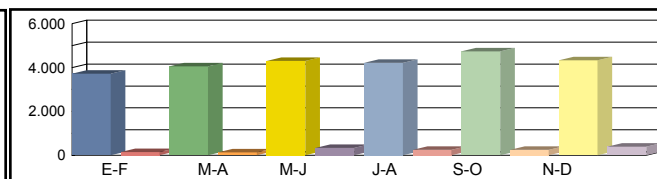
Dirección General de Carreteras

	Ene-Feb	Mar-Abr	May-Jun	Jul-Ago	Sep-Oct	Nov-Dic	IMD
--	---------	---------	---------	---------	---------	---------	-----

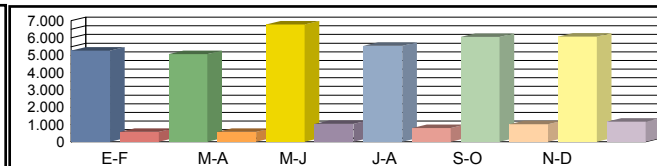
Media Domingos	00h-24h	3.289 <b>2,61%</b>	3.055 <b>3,70%</b>	4.412 <b>4,83%</b>	3.713 <b>5,55%</b>	3.905 <b>3,20%</b>	3.999 <b>5,55%</b>	3.729 <b>4,24%</b>
	06h-22h	2.857 <b>2,31%</b>	2.786 <b>2,87%</b>	3.816 <b>5,01%</b>	3.174 <b>5,58%</b>	3.380 <b>2,78%</b>	3.551 <b>5,63%</b>	3.261 <b>4,03%</b>
	08h-14h	937 <b>2,67%</b>	1.302 <b>1,46%</b>	1.249 <b>7,21%</b>	1.672 <b>6,40%</b>	1.292 <b>3,64%</b>	1.014 <b>9,17%</b>	1.244 <b>5,09%</b>



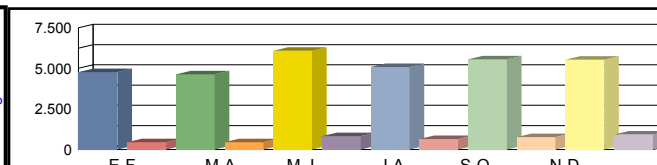
Media Sábados	00h-24h	3.713 <b>3,61%</b>	4.058 <b>3,23%</b>	4.307 <b>7,20%</b>	4.212 <b>5,46%</b>	4.736 <b>4,84%</b>	4.330 <b>8,29%</b>	4.226 <b>5,44%</b>
	06h-22h	3.119 <b>3,49%</b>	3.681 <b>2,80%</b>	3.587 <b>7,61%</b>	3.568 <b>5,80%</b>	4.208 <b>5,25%</b>	3.816 <b>8,91%</b>	3.663 <b>5,64%</b>
	08h-14h	1.089 <b>6,98%</b>	1.936 <b>2,01%</b>	1.285 <b>11,13%</b>	1.447 <b>7,81%</b>	1.558 <b>6,80%</b>	1.384 <b>11,34%</b>	1.450 <b>7,68%</b>



Media Laborales	00h-24h	5.277 <b>9,89%</b>	5.068 <b>10,18%</b>	6.777 <b>13,31%</b>	5.539 <b>12,67%</b>	6.060 <b>14,32%</b>	6.082 <b>16,03%</b>	5.800 <b>12,74%</b>
	06h-22h	5.008 <b>9,64%</b>	4.765 <b>9,97%</b>	6.067 <b>14,14%</b>	5.204 <b>12,97%</b>	5.528 <b>14,76%</b>	5.708 <b>16,07%</b>	5.380 <b>12,93%</b>
	08h-14h	1.912 <b>12,71%</b>	1.981 <b>11,51%</b>	2.418 <b>16,13%</b>	2.040 <b>15,00%</b>	2.223 <b>16,73%</b>	2.349 <b>17,33%</b>	2.154 <b>14,90%</b>



Media Diaria	00h-24h	4.769 <b>8,47%</b>	4.637 <b>8,71%</b>	6.086 <b>11,81%</b>	5.089 <b>11,08%</b>	5.563 <b>12,04%</b>	5.535 <b>14,09%</b>	<b>5.280</b> <b>11,04%</b>
	06h-22h	4.431 <b>8,35%</b>	4.327 <b>8,44%</b>	5.391 <b>12,60%</b>	4.681 <b>11,47%</b>	5.033 <b>12,48%</b>	5.129 <b>14,27%</b>	<b>4.832</b> <b>11,27%</b>
	08h-14h	1.655 <b>11,36%</b>	1.877 <b>9,11%</b>	2.089 <b>14,94%</b>	1.903 <b>13,14%</b>	1.994 <b>14,39%</b>	2.020 <b>16,14%</b>	<b>1.923</b> <b>13,18%</b>



Coeficientes	N	1,05371	1,06359	1,11703	1,06437	1,09624	1,06552	
	L	1,09911	1,14444	0,85584	1,04712	0,95710	0,95363	
Coeficiente	S							0,91022

Los datos en color negro corresponden al total de vehículos y los datos en color azul corresponden a vehículos pesados (en %)